Notes
1) Figured dimensions to be taken. Do not scale dimensions. Contractors must verify all dimensions on site before preparing shop drawings or commencing any work.
2) Copyright © This drawing must not be reproduced without the permission of The Groundwork Trust
3) Reproduced from Ordnance Survey mapping with permission of the controller of HMSO.

© Crown copyright. Unauthorised reproduction infringes Crown copyright and may lead to prosecution or civil proceedings.

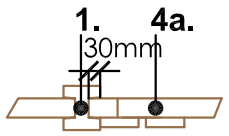

Waney Lap Fencing Typical Panel Joint

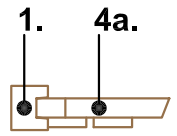

Waney Lap Fencing End of Fence Panel Joint

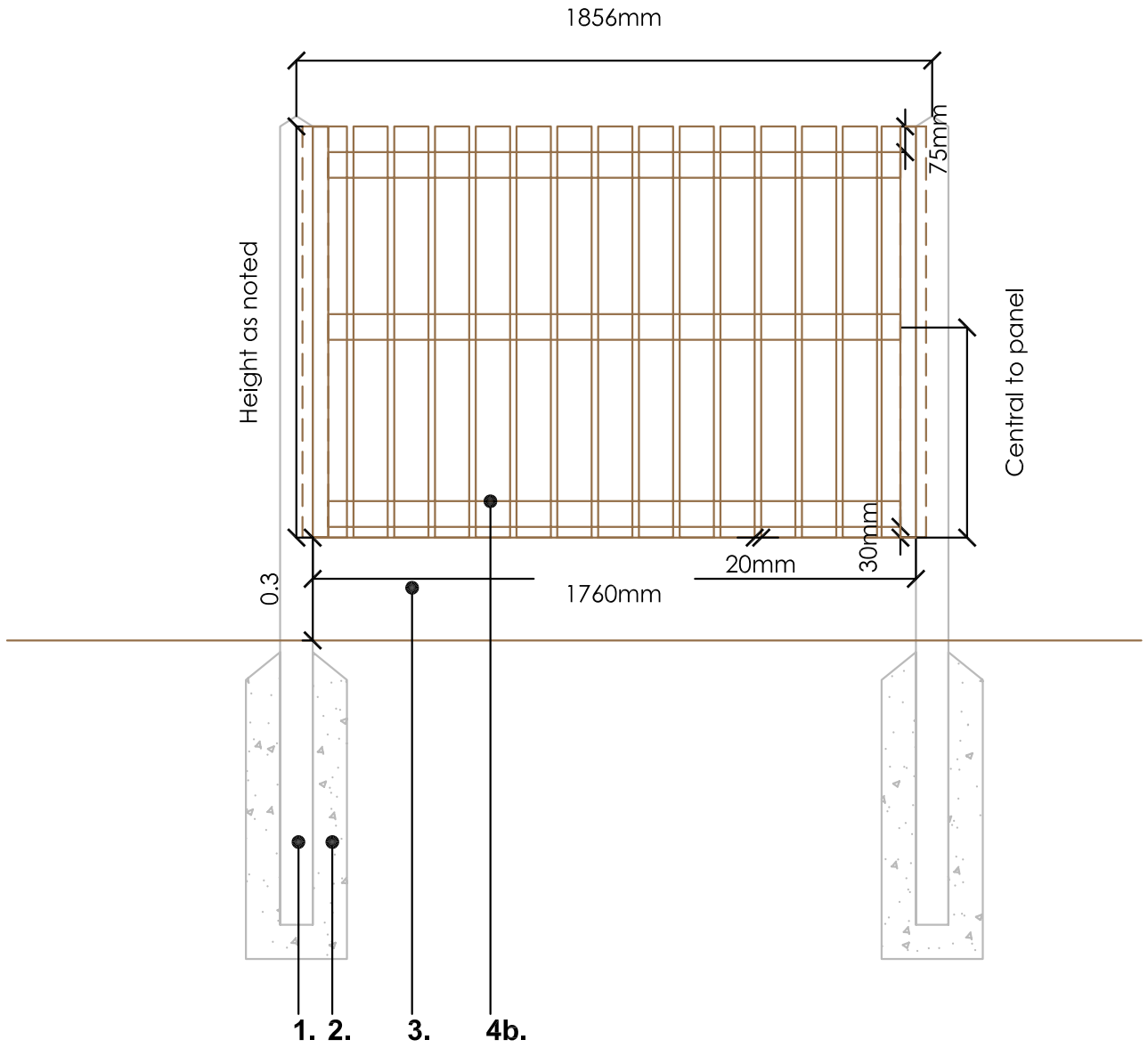

Waney Lap Replacement Panel Elevation

Notes:

1. Existing 2360 x 115 x 95mm standard slotted concrete fence posts set at 1856mm centres.

2. Existing GEN1 / ST2 concrete to post.

3. Existing 1760 x 300mm PCC standard gravel board. Gravel board set into ground for 150mm 1C (i) to achieve 1000mm overall height.

4. 1760mm wide variable height timber replacement panel slotted into existing concrete posts to replace waney lap panels, constructed from:

4a. 50 x 75mm pressure treated timber frame and rails. Rails to be chamfered to top edge 5mm. Frame ends to be chamfered to tops 5mm. Rails secured to frame ends with mortice and tennon joints.

4b. 100 x 25mm pressure treated timber pales, secured to rails with 65mm galvanised ring shank nails.

Stain timber fencing in dark oak / charcoal with 2 coats of proprietary woodstain as Cuprinol 'Seasoned oak'.

Boundary type no	Height (mm)	Application
1C (i)	1000	Front boundaries to highway/ public access

Southway Housing Trust

Revisions Notes:

Rev	Date	Notes
A	17-12-10	Adjusted drawing number

GROUNDWORK

CHANGING PLACES CHANGING LIVES

Project: Southway Housing Trust Driveway Improvements

Drawing Title: Boundary Type No 1C (i) - Low Fence Replacement Panel

SCALE	DATE	DRAWING NO.	REV	DRAWN BY	CHECKED BY
1:20 @ A3	30.09.10	1612-036	A	AP	PH

Groundwork in Manchester, Salford, Stockport, Tameside & Trafford.
Timber Wharf, 42-50 Worsley Street, Castlefields Manchester, M15 4LD Tel:0161 220 1000