PROPOSED GROUND FLOOR PLAN

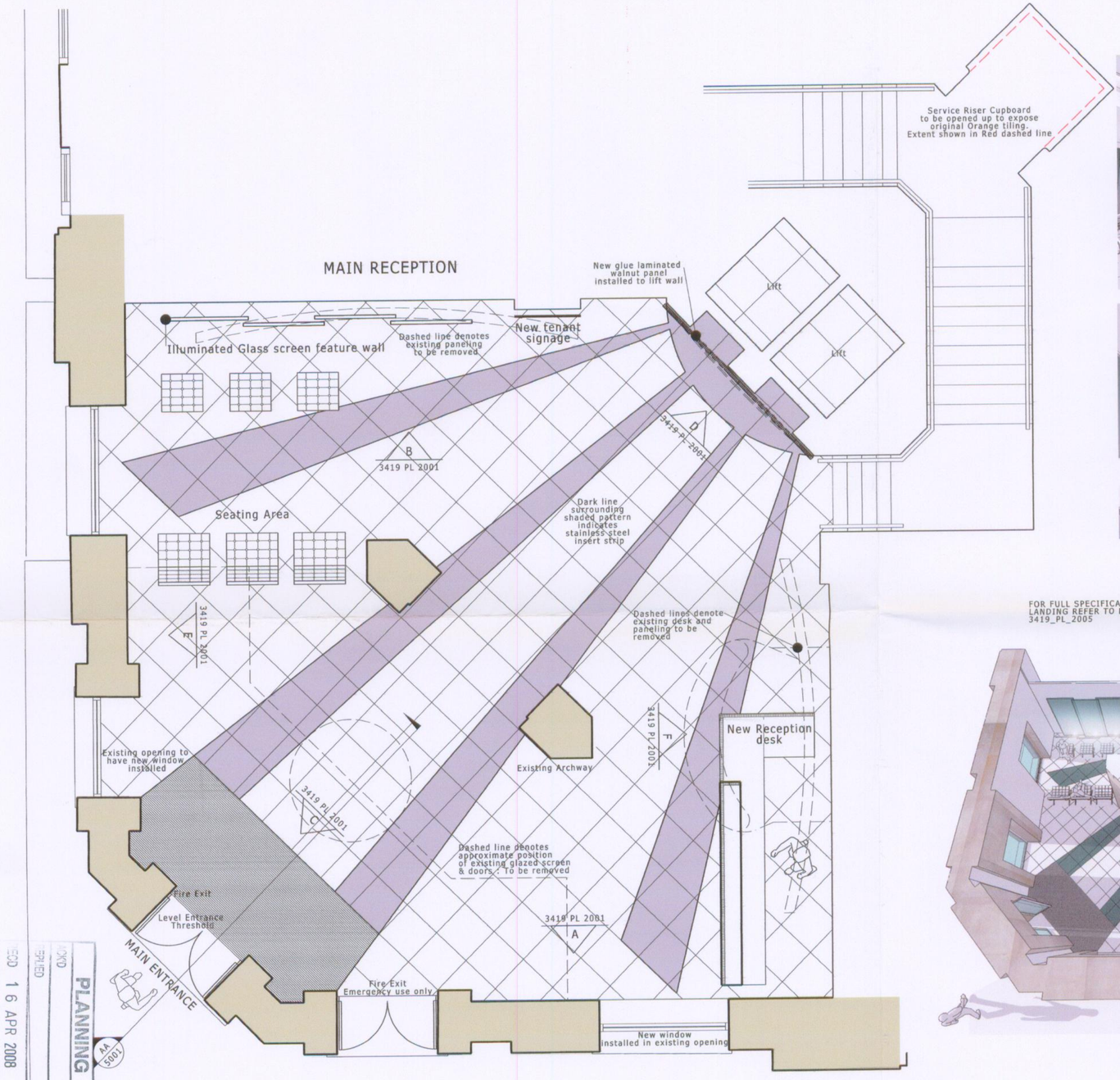







NB :
FOR PROPOSED ELEVATION REFER TO DWG No : 3419_PL_5001

PLEASE NOTE :

DO NOT SET OUT FROM THIS DRAWING.
ALL DIMENSIONS AND SIZES ARE TO BE CHECKED ON SITE AND THE ARCHITECT MUST BE NOTIFIED OF ANY DISCREPANCIES PRIOR TO WORK COMMENCING.
ALL LAYOUTS ARE SUBJECT TO A FULL MEASURED SURVEY.
SETTING OUT POINTS ARE INDICATIVE ONLY.

INTERNAL ENTRANCE / LOBBY AREA

FLOOR :
EXISTING FLOOR FINISHES TO BE CAREFULLY REMOVED & SUBSTRATE MADE GOOD TO RECEIVE NEW FLOORING TO PATTERN AS INDICATED. BASE TILE TO BE LIMESTONE: CT NLS 02 : HONED. INSERT FEATURE "SUNBEAM" STRIPS TO BE LIMESTONE:CT NLS 25:HONED:BOTH 600mmx600mm :CONCEPT TILES. 5mm S/S INLAY STRIP TO OUTLINE SUN BEAM

STAIRCASE TO RECEIVE : SPECTRUMS GREEN : FROM THE "MARCO PIVA COLLECTION" : EGE CARPETS: REF RF5222089L STAIR NOSING'S TO BE GRADUS HARDNOSE RANGE S/S

NEW BARRIER MAT TO BE INSTALLED WITHIN NEW FLOORING PATTERN AS INDICATED. STREET KING : MEDIUM GREY : JAYMART

WALLS :
ALL EXISTING GREY ANODIZED PANELING TO BE REMOVED AND WALLS TO BE MADE GOOD TO RECEIVE NEW WALL COVERINGS AS DETAILED BELOW :

NEW ILLUMINATED GLASS FEATURE WALL TO BE INSTALLED CENTRAL TO WALL AS SHOWN :
FUSION GLASS - SK10 : 4No.(or similar approved)
LIGHTING FOR GLASS : TBC
(TO BE FIXED AND INSTALLED AS PER MAN. REC.)

FEATURE WALL TO LIFT ENTRANCE TO RECEIVE NEW LAMINATED WALNUT PANEL TO SPECIALIST DESIGN AS PER RECEPTION DESK (APPROX 25x50mm) FULL HEIGHT TBC UPON REMOVAL OF EXISTING CEILING & EXISTING PANELLING
NEW PANELS FIXED UTILIZING REMOVED EXISTING PANEL FIXING WHERE POSSIBLE TBC.

ALL WALLS WITHIN LOBBY TO RECEIVE : CITY 2467: TEKTURA

ALL EXISTING EXPOSED STONEWORK TO BE THOROUGHLY CLEANED AND PROTECTIVE SEALANT APPLIED

CEILING :
EXISTING PLASTERBOARD & BULKHEAD CEILING CAREFULLY REMOVED & ORIGINAL CEILING & STRUCTURAL FRAMEWORK EXPOSED WHERE POSSIBLE. NEW "DROPPED" PLASTERBOARD ELEMENTS APPLIED TO LOBBY AREA. TO HOUSE PROPOSED HEATING/COOLING/VENTALATION & LIGHTING.
ALL INSTALLED IN ACCORDANCE WITH MAN. REC.

LIGHTING :
CARREE MAX DOWNLIGHTERS TO BE INSTALLED AROUND PERIMETER OF INTERNAL RECEPTION AREA TO HIGHLIGHT/ WASH WALLS : DELTALIGHT : OR SIMILAR APPROVED.

NEW FEATURE PENDANT LIGHT FITTINGS INSTALLED IN CENTRE OF BOTH DROPPED PARTS OF CEILING AREAS, ADJACENT TO THE EXISTING ARCH, AS SHOWN. BESPOKE FITTINGS : DESIGNED BY OCHRE : (or similar approved)
EXACT DESIGN AND COLOUR TBC.

NEW CEILING LINE TO EXPOSE ORIGINAL "SUNLIGHT HOUSE" SIGN ABOVE ARCH.
ALL ORIGINAL CEILING, SOFFIT & SIGN TO BE REPAIRED AND REDECORATED WHERE POSSIBLE

FOR REFLECTIVE CEILING PLAN SEE DWG NO : 3419_PL_6001

ANCILLARIES :

DESK :
EXISTING DESK TO BE REMOVED & NEW RECEPTION DESK TO BE CONSTRUCTED AS PER DWG. TO BE CONSTRUCTED WITH LAMINATED WALNUT PANEL. DESK TO BE POSITIONED ON A HIDDEN FRAME TO GIVE THE IMPRESSION OF "FLOATING" FRAME TO BE SET IN 100mm AND CLAD IN BRUSHED S/S TO MATCH SKIRTING

NB
ALL TIMBER TO BE TREATED AND STAINED TO MANUFACTURERS RECOMMENDATIONS

DOORS :
ALL EXISTING ENTRANCE DOORS REMOVED AND NEW DOUBLE AUTOMATIC ENTRANCE DOOR INSTALLED AS SHOWN.
NEW FIRE ESCAPE INSTALLED NEXT TO MAIN ENTRANCE DOOR.
FOR FULL SPECIFICATION SEE DWG No: 3419_PL_5001

NEW LIFT DOOR FINISH : TO BE PREPARED TO RECIEVE NEW RAL PAINT FINISH : 9006.
NEW S/S ARCHITRIVE SURROUND TO LIFT ENTRANCE.

JOINERY :
EXISTING SKIRTING TO BE REMOVED AND NEW FABRICATED STAINLESS STEEL SQUARE EDGED SKIRTING APPROX. 150x15mm TO BE INSTALLED. RECEPTION AREA ONLY.

EXISTING HANDRAILS CAREFULLY REMOVED AND NEW TIMBER HANDRAILS INSTALLED TO RECEIVE CLEAR SATIN FINISH.

SIGNAGE :
NEW "SUNLIGHT HOUSE" MOTIF SIGN INSTALLED ON WALL BEHIND RECEPTION DESK. DESIGN AND EXACT FINISH TBC

NEW TENANT DIRECTORY BOARD TO BE A GLASS PANEL WITH ETCHED EFFECT : VINYL LETTERING AND PROJECT FIXINGS : SIGNKIT/SIGNBOX (or similar approved)
EXACT POSITION TBC

SEATING :
NEW SEATING AREA TO CONTAIN 3No "BARCELONA" CHAIRS & 3 No.STOOLS : CREAM LEATHER.

INTERNAL LIFT AREA

FLOOR :
EXISTING FLOOR FINISH REMOVED & SUBSTRATE MADE GOOD TO RECEIVE LIMESTONE : CT NLS 02 : HONED 600mmx300mm : CONCEPT TILES.

WALLS :
EXISTING S/S AND MIRRORED PANELLING REMOVED AND NEW FULL HEIGHT MIRROR APPLIED TO BACK WALL OF LIFT. ALL THREE REMAINING WALLS TO BE FINISHED IN "WHITE" OPAQUE GLASS PANELS. S/S HAND RAIL INSTALLED AND FIXED ONTO NEW FINISH.

CEILING :
EXISTING CEILING FINISH AND LIGHT FITTINGS CAREFULLY REMOVED. NEW WHITE LAMINATE INSTALLED AND NEW SQUARE S/S LIGHT FITTINGS INSTALLED.
CARREE MAXX : DELTALIGHT

NEW LIFT FLOOR INDICATORS : EXACT DESIGN TBC

REV. DESCRIPTION — INITIAL/DATE

A. Amended floor tile size to 600x600mm sq, Sunburst pattern to "generate" from the lifts. Orange tiling now to be exposed on half landing only. All as per Conservation & Planning departments recommendations. Lift door specification amended — ALS 20/03/08

RECEIVED 16 APR 2008
CHKD
PLANNING
AA 5001

JOB NAME
Warner Est.
SUNLIGHT HOUSE
85 Quay Street
Manchester M60 3JA

STATUS
planning

DRAWING TITLE
PROPOSED GROUND FLOOR PLAN
MAIN RECEPTION

DATE Sept07 — SHEET BY als — SCALE 1:50@A2

JOB NO. 3419 PL — DRAWING NUMBER 1001 — REV A

©This drawing is protected by copyright and must not be copied or reproduced without the written consent of DLG Architects

DLG Architects
Marshall Mill
Marshall Street
Leeds LS11 9YJ

t +44(0)113 3946 900
f +44(0)113 3946 901
leeds@dlgarchitects.com

dlgarchitects.com