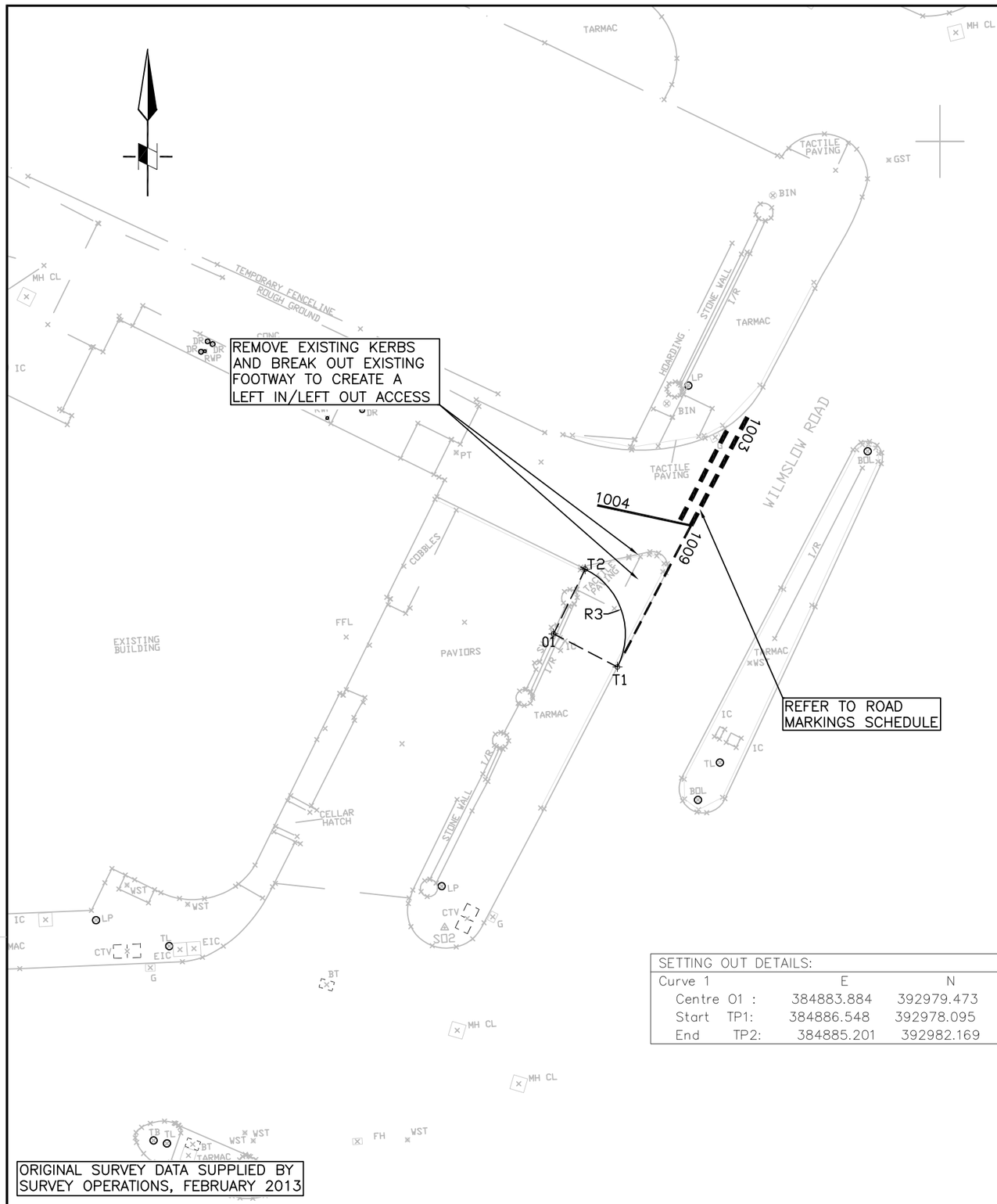

ORIGINAL SURVEY DATA SUPPLIED BY SURVEY OPERATIONS, FEBRUARY 2013

SETTING OUT DETAILS:			
Curve 1	E	N	Radius
Centre 01 :	384883.884	392979.473	3.000
Start TP1:	384886.548	392978.095	
End TP2:	384885.201	392982.169	

INSERT A
KERBING LAYOUT

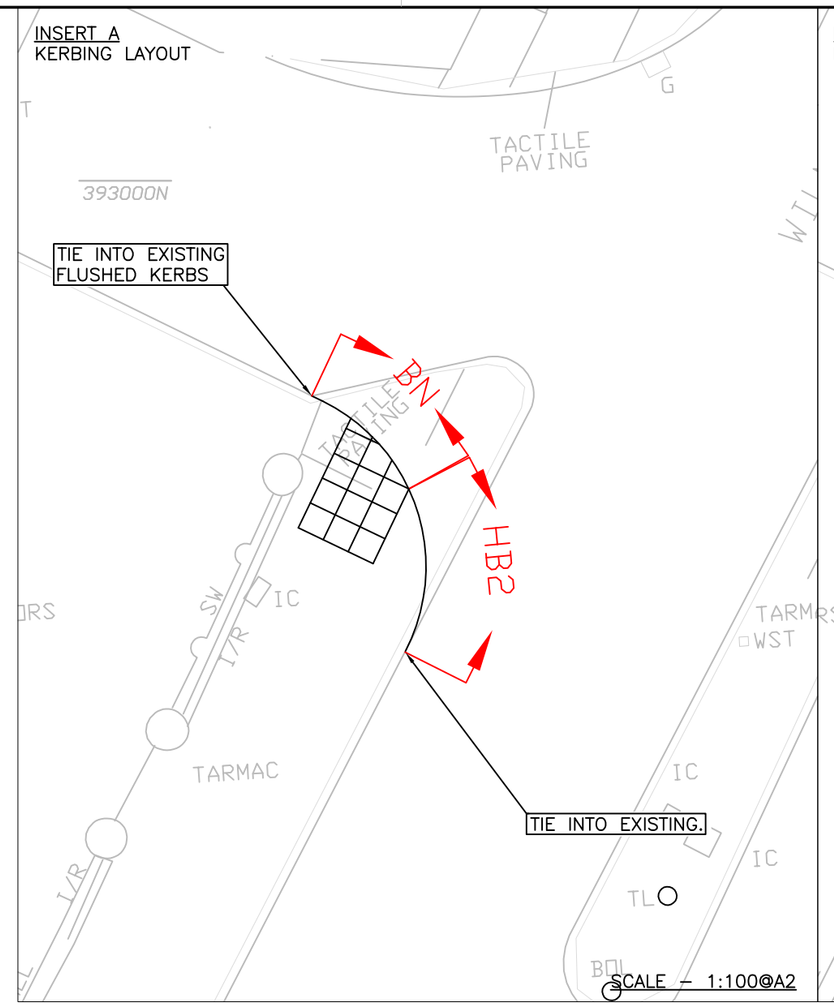

INSERT B
PAVEMENT CONSTRUCTION

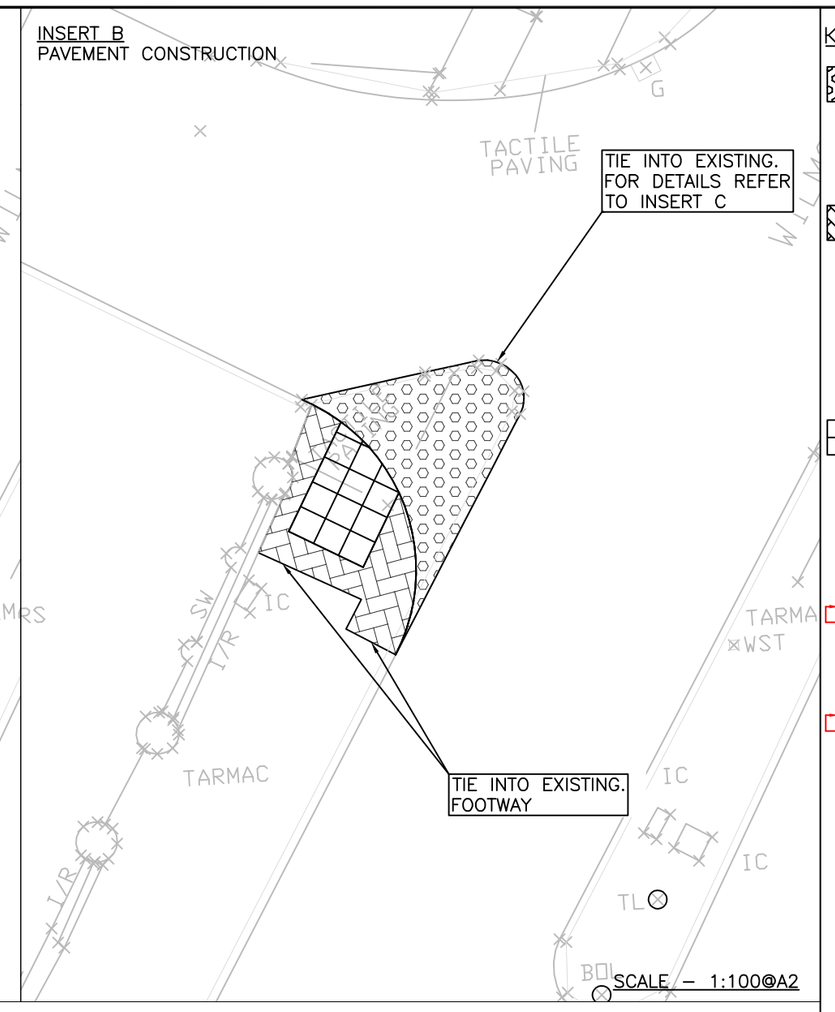

INSERT C
TIE–IN CONSTRUCTION DETAIL BETWEEN NEW AND EXISTING CARRIAGEWAY

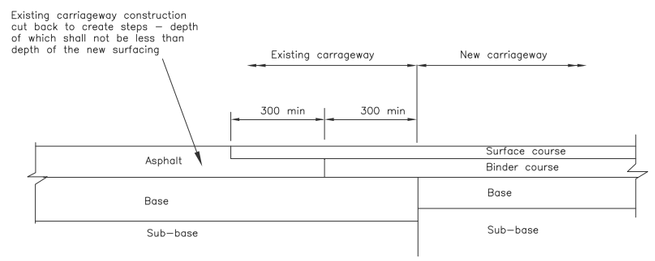

Key:

Full depth carriageway construction

Refer to Pavement Construction details Table and MCC's Standard Details C1, C2 & C3.

Footway construction (overlay)

Refer to Footway Construction details Table.Existing surface to have minimal planing to existing sound binder surface. Exposed surface to be tack coated and have a 20mm thick surface course, regulated with binder course. Refer to MCC's dwg ref. F1.

Tactile Paving: paving units to be laid in configuration as indicated, falls shall be no greater than 1:12. Tactiles to be 400x400x60, colour to be 'buff'. Pavers to be laid in–line with existing tactiles on the other side of the access. For details refer to MCC dwg ref. F5 & F10.

HB2 — 125x255 half battered HB2 precast concrete kerb with 125mm face. For details refer to MCC Standard Detail drawing K1.

BN — Dropped crossing installation consisting of 1No. half–battered to bull–nose dropper kerbs (left–handed) and variable number of 125x150 bull–nose kerbs set flush with surfaces at pedestrian crossings with a maximum 6mm face. Number of bull–nose kerbs determined by the minimum number required to make–up indicated installation length. Refer to MCC dwg ref. K1,K2 & F10.

Notes:

1. This drawing should not be scaled and only be used for its intended purpose.
2. All Highway Works to be to adoptable standards and shall comply fully with the Manchester City Council's Specification and where necessary the relevant sections of The Design Manual for Road and Bridges and Specification for Highway Works.
3. Presence of any statutory undertakers equipment in the highway should be verified by the contractor on site prior to starting any works. The location of statutory plans is indicative only and shall be confirmed by hand dug trial trenches prior to commencing any works.
4. Contractor to liaise and co–ordinate with all relevant statutory undertakers
5. The contractor shall generally clear the contract site and temporary site areas of all above ground obstructions unless otherwise shown or noted on the drawing. No materials are to be retained, stored or delivered to store unless specifically noted thus.
6. Tactile paving shall be installed in accordance with "Guidance On The Use Of Tactile Paved Surfaces" published by DETR in September 1998.
7. Kerb upstand to be flush with surface at pedestrian crossing with a maximum 6mm face.
8. Material excavated to formation level to be taken to tip off site.
9. Paving design based on CBR values of: –
   Formation 3%
   Subbase 30%
   In the event the 3% CBR value is exceeded at formation the thickness of sub–base layer can be reduced following agreement with the engineer and with the highway authority before construction continues.
10. Road markings shall be provided in accordance with "The Traffic Signs and General Directions 2002".

ROAD MARKING SCHEDULE

DESCRIPTION	DIAGRAM NUMBER	MARK (mm)	GAP (mm)	WIDTH (mm)	TEXT HEIGHT (mm)	COLOUR	REMARKS
GIVE WAY MARKINGS	1003	600	300	200	–	WHITE	
WARNING MARKINGS	1004	4000	2000	100	–	WHITE	
EDGE OF CARRAGEWAY MARKINGS	1009	600	300	100	–	WHITE	

Pavement Construction Materials

Material Ref.	Clause	Description	Requirements
50mm	911	Hot Rolled Asphalt Surfacing Course	**HRA 55/14 F surf 40/60 des PSV 62 (BS EN 13108-1)**
60mm	906	Dense Asphalt Concrete Binder Course	**AC 20 HDM dense 40/60 (BS EN 13108-1)**
120mm	906	Dense Asphalt Concrete Base Course	**AC 32 HDM dense 40/60 (BS EN 13108-1)**
430mm	803	Granular Material Type 1	Based on 3% CBR; if value exceeded see note 9

Footway Construction Materials

Thickness	Clause	Material	Requirements
20	909	Dense Asphalt Concrete Surface Course	**AC 6 dense surf 100/150 (BS EN 13108-1 and PD 6691:2007)** No Limestone Aggregate
Regulating material	906	Dense Asphalt Concrete Binder Course	**AC 6 dense bin 160/220 (BS EN 13108-1 and PD 6691:2007)**

Pavement Construction Notes:

Clause 801.7 No material within 450mm of the finished road level shall be frost susceptible.

Clause 802 Refer to table 8/4 for Compaction Requirements for Sub–base

Clause 903 Determination of compaction for Base and Binder Course materials to be in accordance with BS594987, Section 9

Rev.	Date	Revision details	Drawn	Checked	Approved

© This drawing is the property of JMP Consultants Limited and the information can only be reproduced with their prior permission.

JMP
Blackfrlars House
Parsonage
Manchester
M3 2JA
T 0161 831 5600
F 0161 831 5601
E manchester@jmp.co.uk
W www.jmp.co.uk

Client: BROOKHOUSE GROUP

Project: WHITE LION, WITHINGTON

Title: AMENDMENTS TO EXISTING EGRESS

Drawn	Checked	Approved
LB	DEB	DEB
Original drg. size: A2	Date: 07/02/2013	Scale: 1:200/AS SHOWN
Drawing Status: INFORMATION	Drawing Number: NW90684-100	Rev.