SCHEME 3



Vertical Entrance Fins

The 2 large Graphic Banner fins at each main entrance have been replaced with Banners of the same size as elsewhere on the building to allow the new scheme to continue interacting with the buildings architectural details.
A slight radius to the leading edge forms part of the triangle form, to reflect the facades of the building. The banners are mounted onto the building facade with Polished Stainless steel posts and plates for reduced maintenance.

Banner Fins

The smaller banner fins are placed on all elevations of the building to help raise the profile of the shopping centre within its current busy environment.
These could be replaced with promotional graphics where required.
The fins are suspended between 2 polished stainless steel poles and mounted onto the building facade.

Entrance Canopy

Located at the main entrance on Exchange Square only, the glazed canopy serves two roles. One to add to the visual impact of the entrance, and two to help protect the customers as they enter/exit the centre.
The majority of the mechanical fixings will be hidden above the entrance Signs along with a hidden drainage channel. The roof will be raised between the face fixing and the steel tubes mounted onto the facade.
The glass will be a suitable self-cleaning variety such as Arctic Blue Solar Glass by Pilkington, laser and daylight are used to blend between the organic build up.

Entrance Arch

Located also at the entrance on to the arch signifies the entrance at local pedestrian level. This allows a visual link with the entrance and helps guide customers through.
The Raleigh Boarding will be set forward from the perimeter line, and will be clear within at street level to aid feature facade lettering for clarity of sight, which will be easily accessible for maintenance.
The slight radius front edge helps with the visual link to the facade and helps soften what could otherwise be a harsh contrast.
Leading edges of the arch will feature soft radii at the corners to increase strength and help contrast with the hard lines of the building.
Construction will be primary powder coated sheet metal, allowing a channel for the wall mounted lighting. Space will be provided for an exchangeable graphic on the right hand side.

Window Canopies

Individual fabric canopies will feature over suitable bays for the centre, and provide two main roles. One will be to subtly increase the presence of the centre at a low level, and two will provide shading for customers and shop window.
Due to the elevated nature, the canopies will adopt a more permanent role and will not be collapsible as with previous proposals. Suitable drainage channels will need to be provided at their mounting point against the building facade. Fixings are mounted on to the underside of the fascia to help maintain visibility of the facade.

Entrance Floorlamps

Proposed are small triangular inset and flush floorlamps with light being provided by LED source for reduced heat/maintenance and power usage.
These are subject to the relevant permission from the owners of the area immediately outside the entrance.

After



e Shopping Centre - Hanging Ditch Entrance

After





Corner of Hanging Ditch & Cathedral Street
Simply see the architecture of the building has been increased, by using smaller vertical fins and more subtle signage. Use of the backlit Triangle sign above the 2nd floor window line helps with sightlines for pedestrians coming from Cateaton Street.
Window canopies visually similar to those used further along Hanging Ditch at the Zinc Bar Grill, are used to help assist with the identity of the building as a shopping centre. As mentioned previously, they are tilted upwards to help reduce impact on the retail units and feature rainwater channels at their union with the building. Vertical fins along Cathedral Street also help with the overall identity of the whole building.

e Shopping Centre - Corner of Hanging Ditch & Cathedral Street

After





Corner of Hanging Ditch & Cathedral Street
Emphasis on the architecture of the building has been
enhanced by using smaller vertical fins and more subtle
signage. Use of the public triangle font above the 2nd
floor window line helps with sightlines for pedestrians
coming from Cateaton Street.
Window canopies visually similar to those used further
along Hanging Ditch at the Zinc Bar Grill, are used to
help orientate with the identity of the building as a shopping
centre. As mentioned previously they are tilted upwards
to help reduce impact on the retail units and feature
rainwater channels at their union with the building.
Vertical fins along Cathedral Street also help with the
Retail Identity of the above building.

e Shopping Centre - Corner of Hanging Ditch & Cathedral Street



After





Hanging Ditch Elevation
The location of the tri-screen has moved up a storey and arrives to the vertical facade shown.
The vertical fins are applied to alternate vertical building elements to help prevent 'crowding'.
Canopies are used where necessary to help convey the building's identity as a shopping venue, using suitable subtle branding along the leading edges and underside of the new infaltes.

e Shopping Centre - Hanging Ditch Elevation

SCHEME 4

Before



After





Distant view of Cathedral Street & Hanging Ditch

The existing fabric banners attached to the building will be removed, revealing the architectural detailing and window panes that were previously covered. These will be replaced by triangular vertical banners situated at a lower level.

Manchester Triangle Shopping Centre - Distant view from New Cathedral Street

navyblue
design group

Before



After





Corner of Cathedral Street & Hanging Ditch

Canopies above the shop window line, subtle commercial cues the shopping centre theme without distracting the architect and detail of the facade.

Vertical flagstaff in corner presence from distant viewpoints yet still allow the building to be seen due to their outward projection from the building.

Inline with the Main Entrance, the lettering above the 'figure' entrance is made from Powder Coated steel and UV Resistant plastic. The individual letters would be suspended from a discreet tube or metal structure, attached to the building.
The "thickness" of each letter is in using internal LEDs to provide a strong visible glow.

Manchester Triangle Shopping Centre - Corner of Cathedral Street & Hanging Ditch

navyblue
design group

Before



After





Exchange Square Entrance

Canvas

The lowest fixtures were functions used to support the scale of the canopy feature lower cut details to echo the Victorian scrolling of the building and of buildings nearby (if not a location for instance).

The horizontal glazed panels which protrude from the facade overlap each other slightly to give varying shades of glassware. This may help with light reflection and the highlights obtained on sunny days.

The horizontal structural supports move the glazing to three sides. Only to provide a brace for the structure. Also to provide a location for structural cabling to the facade. These to provide a location for the fast panels.

The lettering is made from Powder Coated steel and UV fire stone plastic.

Treated carefully they work well and as modern materials, they fit in with the architecture around Exchange Square. The "thickness" of each letter is fit using internal LEDs to provide a strong visible glow. This is combined with the lengthy fit lines lightwall with revised colouring to create a bright and obvious 'portal' which will attract customers to the entrance without detracting from the overall aesthetic of the building's facade.

Manchester Triangle Shopping Centre - Exchange Square Entrance

navyblue
design group

Before



After





Distant view of Cathedral Street & Hanging Ditch

The existing solid barriers attached to the building will be removed, revealing the architectural detailing and window panes that were previously covered. These will be replaced by triangular vertical banners situated at a lower level.

Manchester Triangle Shopping Centre - Distant view from New Cathedral Street

navyblue
design group

Before



After





Corner of Cathedral Street & Hanging Ditch

Complex where the shop window has subtly communicated the shopping centre theme without distracting the architecture detail of the facade.

Vertical corners increase presence from distant viewpoints yet still allow the building to be seen due to their outward projection from the building.

Inline with the Main Entrance, the lettering above the 'Square' entrance is made from Powder Coated steel and UV resistant plastic. The individual letters would be suspended from a discreet tubular metal structure attached to the building.
The "thickness" of each letter is focusing internal LEDs to provide a strong visible glow.

Manchester Triangle Shopping Centre - Corner of Cathedral Street & Hanging Ditch

navyblue
design group

Before



After





Exchange Square Entrance

Canopy

The [illegible] steel brackets used to support the [illegible] of the canopy, [illegible] detail to echo the [illegible] of the building and of buildings nearby [illegible] for reserved.

The [illegible] glazed panels which [illegible] from the facade, overlap each other slightly to give varying shades of [illegible]. This may help with light reduction and the highlight [illegible] on sunny days.

The [illegible] structural supports above this glazing has three roles. One to provide a [illegible] for the structure. Two to provide a location for structural [illegible] to the facade. Three, to provide a location for the [illegible] panels.

The [illegible] is made from Powder Coated steel and UV [illegible] panels.

Treated carefully they work well and as modern materials, they fit in with the architecture around Exchange Square. The "[illegible]" of each letter is lit using internal LEDs to provide a strong visible glow. This is combined with the [illegible] lit inner lightwall with revised [illegible] to create a bright and obvious 'portal' which will attract customers to the entrance without detracting from the overall aesthetic of the buildings facade.

Manchester Triangle Shopping Centre - Exchange Square Entrance

navyblue
design group

SCHEME 5

Before



After





Exchange Square Entrance

Summary

The Vertical Sheet Aluminium brackets used to support the panels of the canopy feature laser-cut detail to echo the Victorian standing of the building and of building nearby (Victoria Station for instance).

The horizontal glazed panels which provide lines of facade overlap each other slightly to give varying shades of glass work. This may help with light refraction and the highlights attained on sunny days.

The horizontal structure supports above this parting has three roles. One to provide a brace for the structure. Two to provide a feature for structural tubing to the facade. Three to provide a location for the text panels.

The lettering is made from Powder Coated steel and UV Resistant plastic.

Treated carefully they work well and as modern materials, they fit-in with the architecture around Exchange Square. The "thickness" of each letter is lit using Internal LEDs to provide a strong visible glow. This is combined with the brightly-lit inner lightwell (with revised colouring) to create a bright and obvious 'portal' which will attract customers to the entrance without detracting from the overall aesthetic of the buildings facade.

Before



After





Corner of Cathedral Street & Hanging Ditch

Campaign shows the dispersion of the subtly communicated the disclosing [illegible] without [illegible] the architectural detail of the facade.

Vertical Banners increase presence from distant viewpoints yet still allow the building to be seen due to their outward projection from the building.

Lines with the Main Entrance, the lettering above the 'Square' entrance is made from Powder Coated steel and UV Resistant plastic. The individual letters would be suspended from a discreet tubular metal structure, attached to the building.
The "thickness" of each letter is lit using internal LEDs to provide a strong visible glow.

BRIGHT



Image shows a section through the



Possible Canopy Fixing Detail





Canopy Guttering Detail

Image showing minimal visual [illegible] from below.

Canopy Guttering Detail

Image showing [illegible] of possible [illegible] collector [illegible] between the canopy and the building facade.
The [illegible] simple installation with the [illegible] helping to prevent blockage [illegible]
Small sections are shown [illegible]



Examples of subtle Canopies.

Exact structure fixings will be specified [illegible] structural survey and approx [illegible] of [illegible].
Visually where possible all major fixings will be hidden from view using polished or brushed [illegible] hardware.



BRIGHT

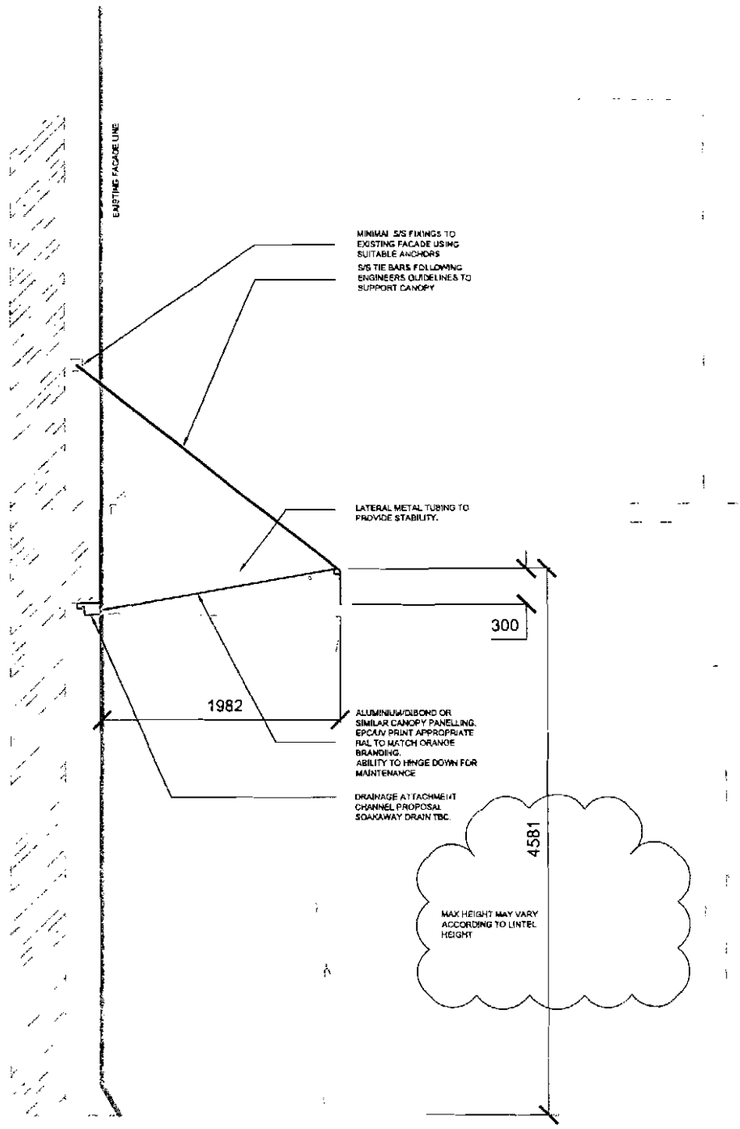

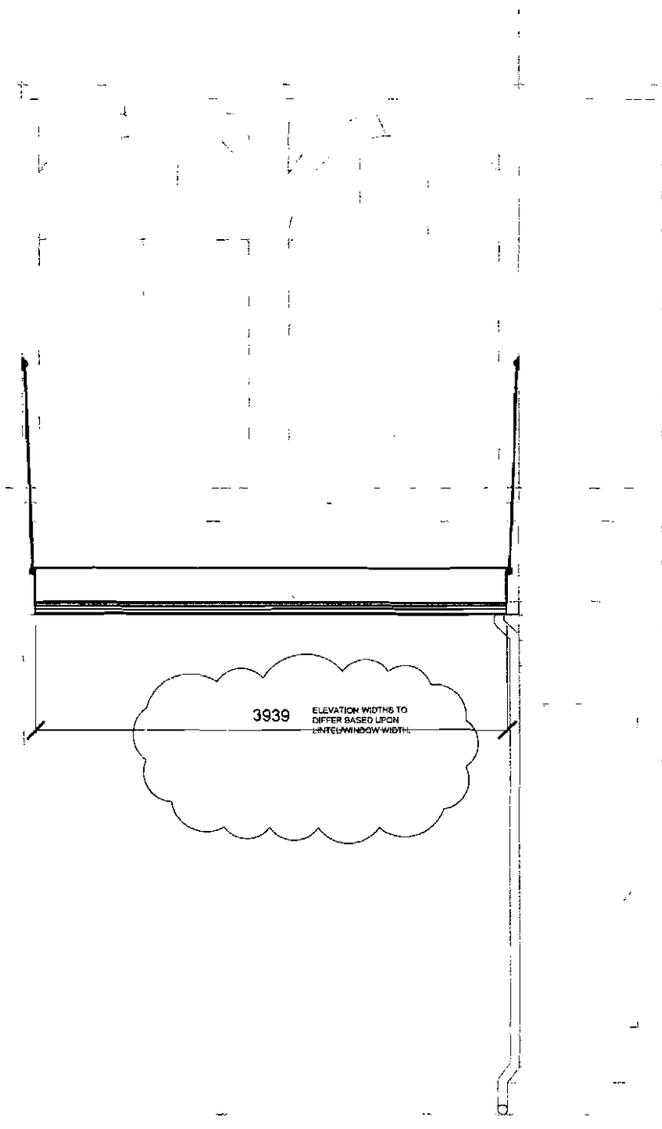

All proprietary goods and materials are to be fitted in accordance with manufacturers instructions and relevant Codes Of Practice. All work to comply with British Standards and relevant parts of "The Building Standards (Scotland) Regulations 1990" or equivalent national regulations. Notwithstanding all of the above, all electrical work must comply with current I.E.E. regulations or equivalent. The contractor will be held responsible for the structural integrity of all fittings and fixtures supplied.

Notes

1. Dimensions must be checked by Contractors and setting out drawings based on site dimensions must be approved by bright 3d ltd prior to construction.
2. Any variations between stated dimensions and site dimensions should be reported to the designer prior to work being executed.
3. Samples of all finishes must be provided by Contractors for approval by bright 3d ltd prior to construction.

Revision	Description	Date

PRELIMINARY

Stamp: Unless stated this drawing is not for construction.

BRIGHT

Bright 3D Environments
The Sugarhouse
2 Anderson Place
Edinburgh EH6 5NP
Tel: 0131 553 0909
Fax: 0131 595 8752
Company No. 281439

Client
THE TRIANGLE SHOPPING CENTRE MANCHESTER

Job
THE TRIANGLE SHOPPING CENTRE MANCHESTER - EXTERNAL WORKS

Description
SAMPLE WINDOW CANOPY - RETAIL

Scale	Date	Drawn/Checked
1:50 @ A3 **1:25 @ A1**	**20.02.08**	**HJ**

Drawing No. 1249-007

Revisions

This drawing is the property of bright 3d ltd. Copyright is reserved by them and the drawing is issued on the condition that it is not copied, reproduced, retained or disclosed to any unauthorised person, either wholly or in part without the consent in writing of bright 3d ltd.

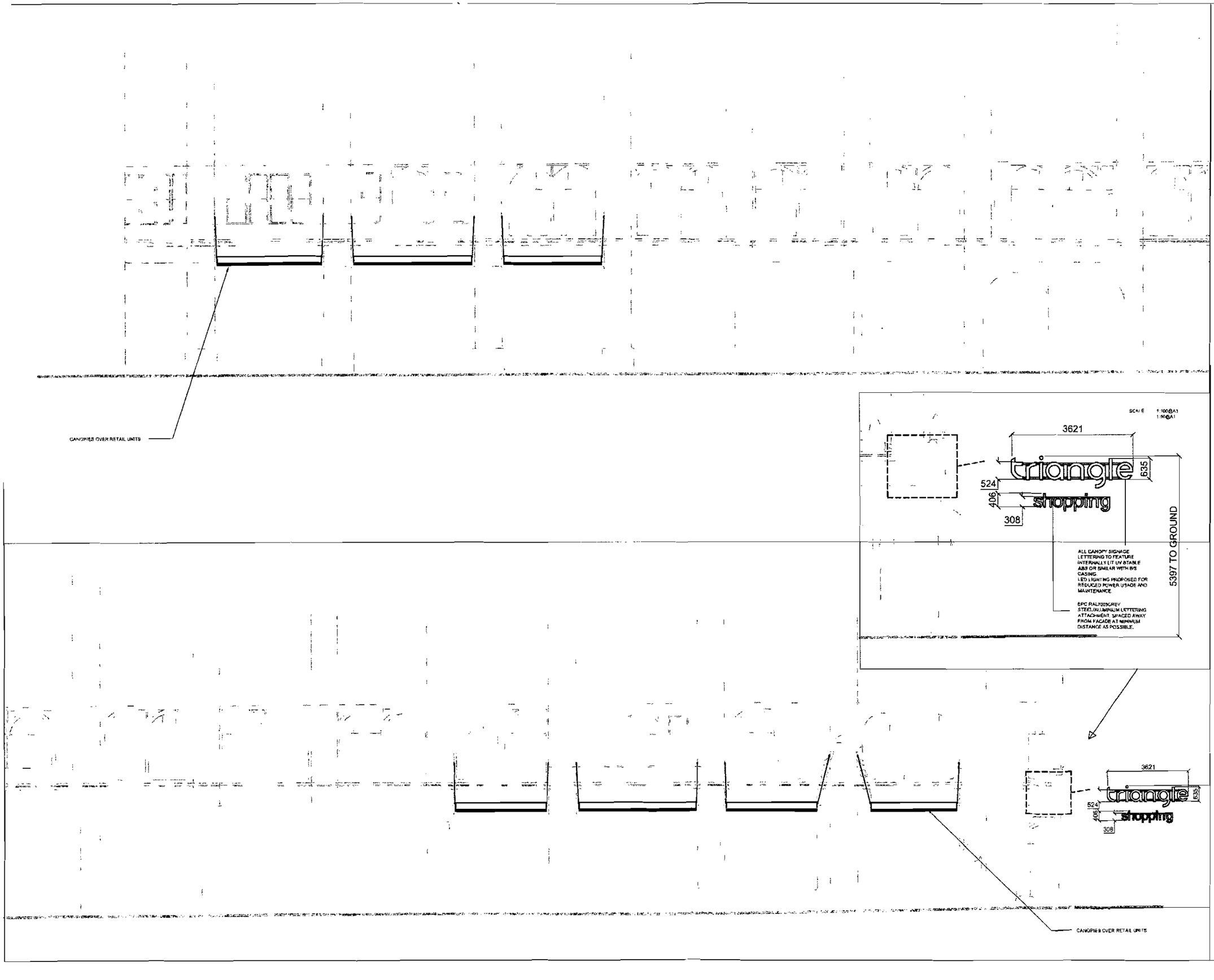

All proprietary goods and materials are to be fitted in accordance with manufacturers instructions and relevant Codes Of Practice. All work to comply with British Standards and relevant parts of "The Building Standards (Scotland) Regulations 1990" or equivalent national regulations. Notwithstanding all of the above, all electrical work must comply with current I.E.E. regulations or equivalent. The contractor will be held responsible for the structural integrity of all fittings and fixtures supplied.

Notes

1. Dimensions must be checked by Contractors and setting out drawings based on site dimensions must be approved by bright 3d ltd prior to construction.
2. Any variations between stated dimensions and site dimensions should be reported to the designer prior to work being executed.
3. Samples of all finishes must be provided by Contractors for approval by bright 3d ltd prior to construction.

Revision	Description	Date

PRELIMINARY

Stamp: Unless stated this drawing is not for construction.

BRIGHT

Bright 3D Environments
The Sugarboard
2 Anderson Place
Edinburgh EH6 5NP
Tel: 0131 553 0920
Fax: 0131 555 6782
Company No. 261419

Client
THE TRIANGLE SHOPPING CENTRE MANCHESTER

Job
THE TRIANGLE SHOPPING CENTRE MANCHESTER - EXTERNAL WORKS

Description
CATHEDRAL STREET ELEVATION

Scale	Date	Drawn/Checked
1:150 @ A3 1:75 @ A1	20.02.08	HJ

Drawing No. 1249-006

Revisions

This drawing is the property of bright 3d ltd. Copyright is reserved by them and the drawing is issued on the condition that it is not copied, reproduced, retained or disclosed to any unauthorised person, either wholly or in part without the consent in writing of bright 3d ltd.

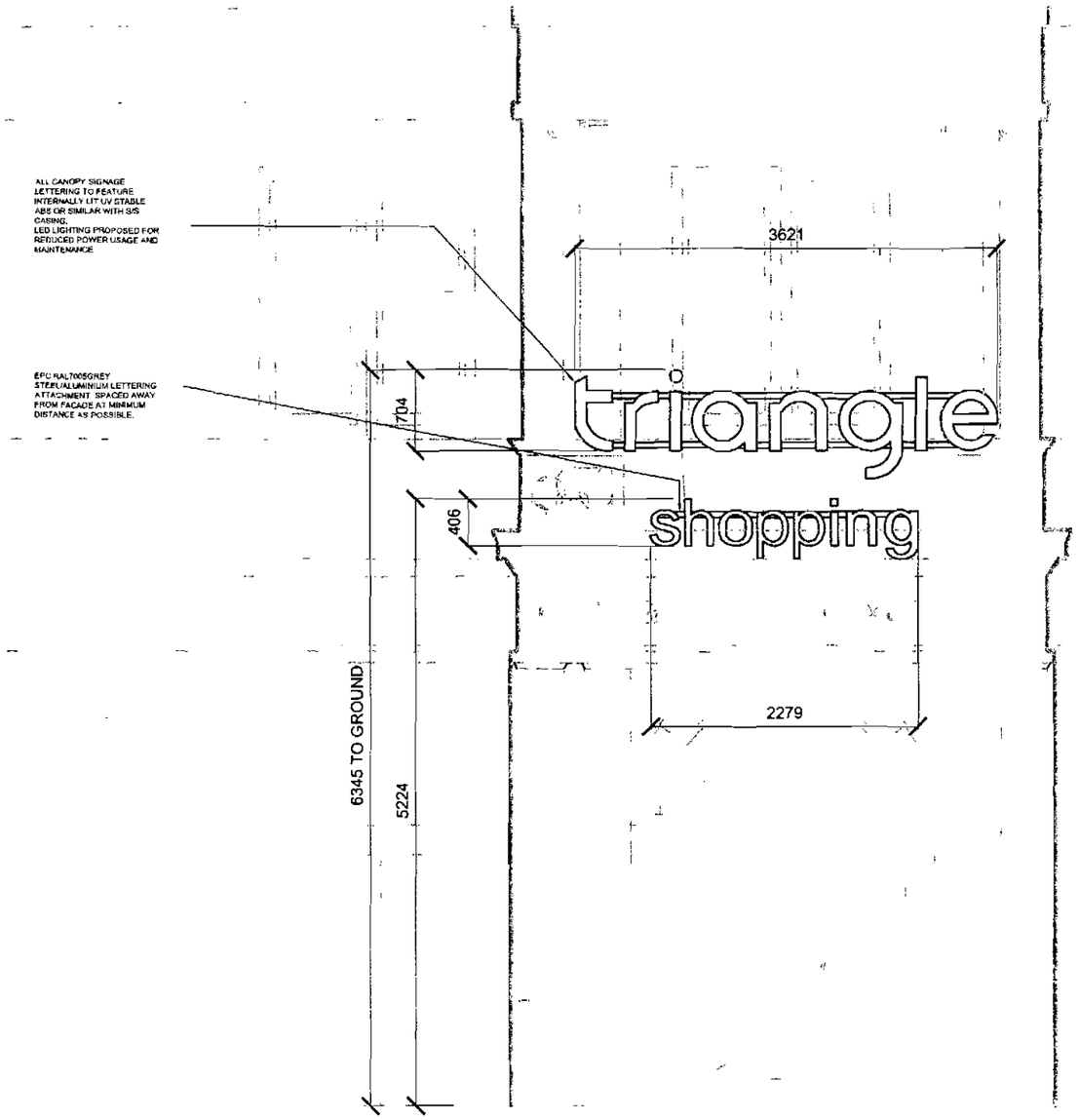

All proprietary goods and materials are to be fitted in accordance with manufacturers instructions and relevant Codes Of Practice. All work to comply with British Standards and relevant parts of "The Building Standards (Scotland) Regulations 1990" or equivalent national regulations. Notwithstanding all of the above, all electrical work must comply with current I.E.E. regulations or equivalent. The contractor will be held responsible for the structural integrity of all fittings and fixtures supplied.

Notes

1. Dimensions must be checked by Contractors and setting out drawings based on site dimensions must be approved by bright 3d ltd prior to construction.
2. Any variations between stated dimensions and site dimensions should be reported to the designer prior to work being executed.
3. Samples of all finishes must be provided by Contractors for approval by bright 3d ltd prior to construction.

Revision	Description	Date

PRELIMINARY

Stamp: Unless stated this drawing is not for construction.

BRIGHT

Bright 3D Environments
The Sugarmond
7 Anderson Place
Edinburgh EH6 5NP
Tel: 0131 553 0920
Fax: 0131 555 6762
Company No. 261459

Client
THE TRIANGLE SHOPPING CENTRE MANCHESTER

Job
THE TRIANGLE SHOPPING CENTRE MANCHESTER - EXTERNAL WORKS

Description
PROPOSED FENNEL STREET ENTRANCE

Scale	Date	Drawn/Checked
1:50 @ A3 1:25 @ A1	20.02.08	HJ

Drawing No. 1249-005

Revisions

This drawing is the property of bright 3d ltd. Copyright is reserved by them and the drawing is issued on the condition that it is not copied, reproduced, retained or disclosed to any unauthorised person, either wholly or in part without the consent in writing of bright 3d ltd.

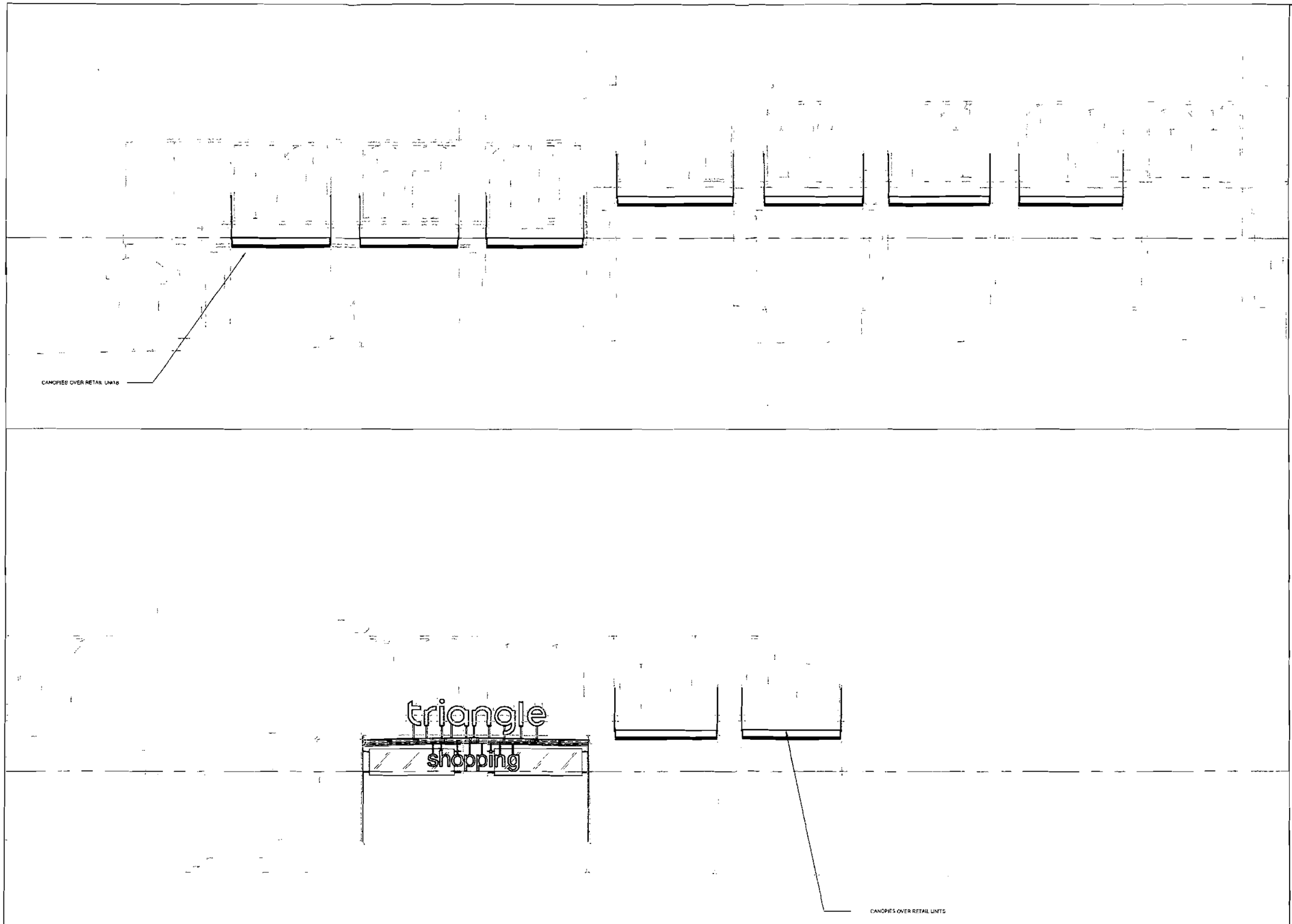

All proprietary goods and materials are to be fitted in accordance with manufacturers instructions and relevant Codes Of Practice. All work to comply with British Standards and relevant parts of "The Building Standards (Scotland) Regulations 1990" or equivalent national regulations. Notwithstanding all of the above, all electrical work must comply with current I.E.E. regulations or equivalent. The contractor will be held responsible for the structural integrity of all fittings and fixtures supplied.

Notes

1. Dimensions must be checked by Contractors and setting out drawings based on site dimensions must be approved by bright 3d ltd prior to construction.
2. Any variations between stated dimensions and site dimensions should be reported to the designer prior to work being executed.
3. Samples of all finishes must be provided by Contractors for approval by bright 3d ltd prior to construction.

Revision	Description	Date

PRELIMINARY

Stamp: Unless stated this drawing is not for construction.

BRIGHT

Bright 3D Environments
The Sugarbond
2 Anderson Place
Edinburgh EH6 5NP
Tel 0131 555 6920
Fax 0131 555 6782
Company No. 261438

Client
THE TRIANGLE SHOPPING CENTRE MANCHESTER

Job
THE TRIANGLE SHOPPING CENTRE MANCHESTER - EXTERNAL WORKS

Description
PROPOSED EXCHANGE SQUARE ELEVATION

Scale	Date	Drawn/Checked
1:150 @ A3 1:75 @ A1	20.02.08	HJ

Drawing No.
1249-004

Revisions

This drawing is the property of bright 3d ltd. Copyright is reserved by them and the drawing is issued on the condition that it is not copied, reproduced, retained or disclosed to any unauthorised person, either wholly or in part without the consent in writing of bright 3d ltd.



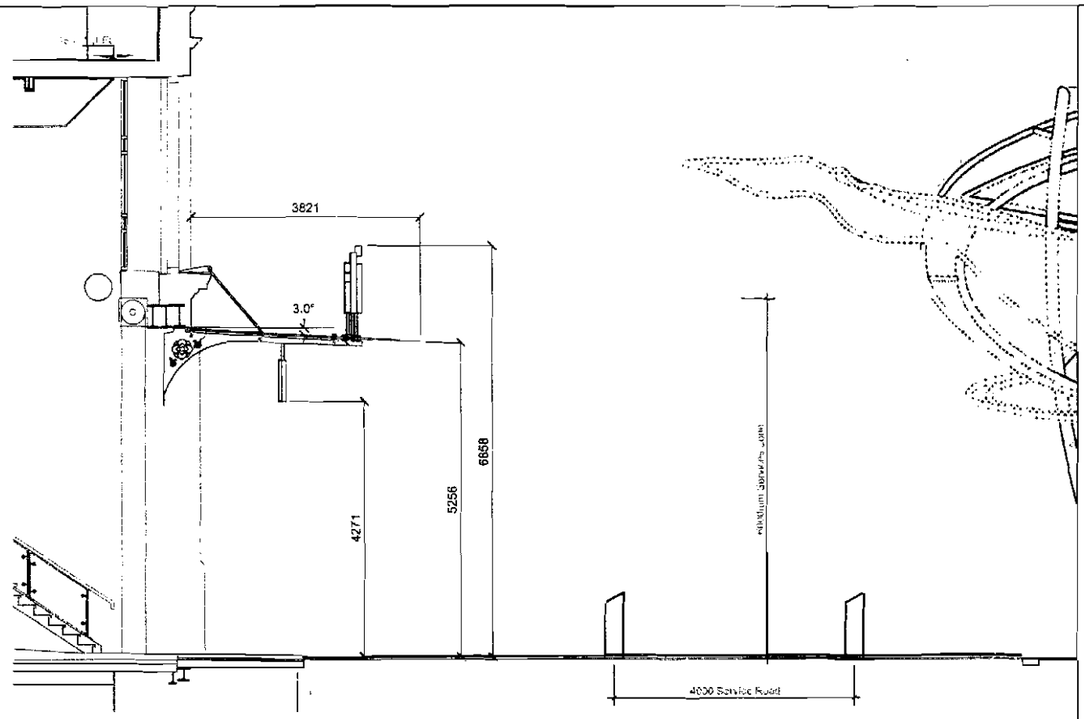

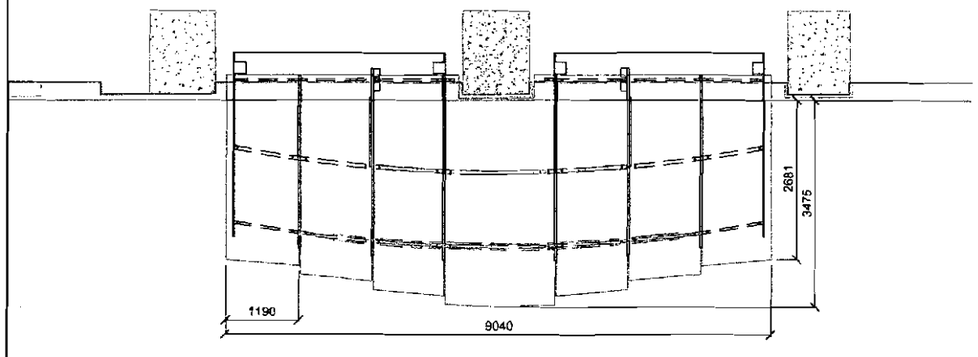

All proprietary goods and materials are to be fitted in accordance with manufacturers instructions and relevant Codes Of Practice. All work to comply with British Standards and relevant parts of "The Building Standards (Scotland) Regulations 1990" or equivalent national regulations. Notwithstanding all of the above, all electrical work must comply with current I.E.E. regulations or equivalent. The contractor will be held responsible for the structural integrity of all fittings and fixtures supplied.

Notes

1. Dimensions must be checked by Contractors and setting out drawings based on site dimensions must be approved by bright 3d ltd prior to construction.
2. Any variations between stated dimensions and site dimensions should be reported to the designer prior to work being executed.
3. Samples of all finishes must be provided by Contractors for approval by bright 3d ltd prior to construction.

Revision	Description	Date

PRELIMINARY

Stamp: Unless stated this drawing is not for construction.

BRIGHT

Bright 3D Environments
The Bugaboos
2 Anderson Place
Edinburgh EH6 5NP
Tel 0131 553 0820
Fax 0131 555 6752
Company No. 261439

Client
THE TRIANGLE SHOPPING CENTRE MANCHESTER

Job
THE TRIANGLE SHOPPING CENTRE MANCHESTER - EXTERNAL WORKS

Description
PROPOSED MAIN ENTRANCE

Scale	Date	Drawn/Checked
1:100 @ A3 1:50 @ A1	14.03.08	HJ

Drawing No. 1249-004

Revisions

This drawing is the property of bright 3d ltd. Copyright is reserved by them and the drawing is issued on the condition that it is not copied, reproduced, retained or disclosed to any unauthorised person, either wholly or in part without the consent in writing of bright 3d ltd.

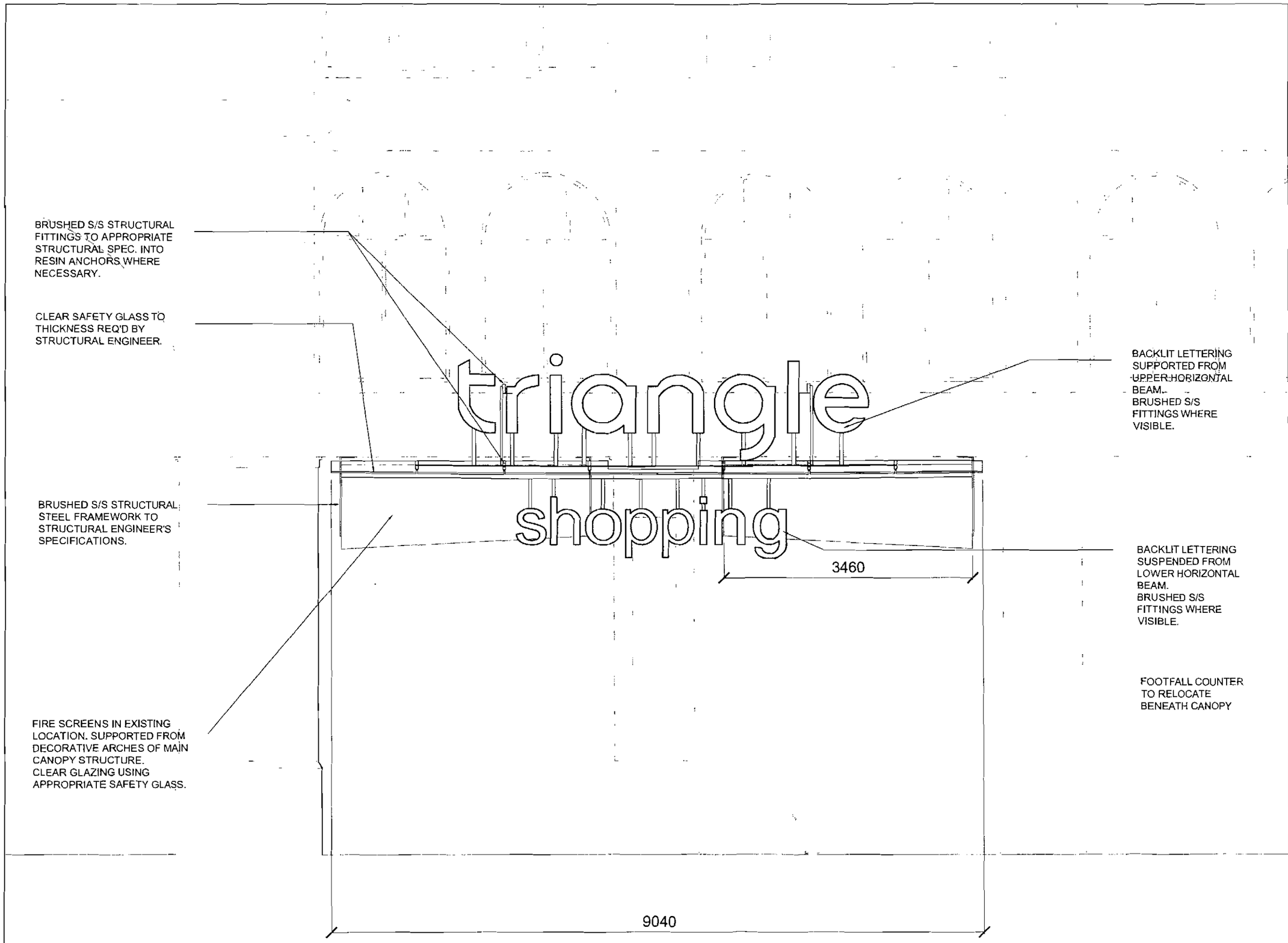

All proprietary goods and materials are to be fitted in accordance with manufacturers instructions and relevent Codes Of Practice. All work to comply with British Standards and relevent parts of "The Building Standards (Scotland) Regulations 1990" or equivalent national regulations. Notwithstanding all of the above, all electrical work must comply with current I.E.E. regulations or equivalent. The contractor will be held responsible for the structural integrity of all fittings and fixtures supplied.

Notes

1. Dimensions must be checked by Contractors and setting out drawings based on site dimensions must be approved by bright 3d ltd prior to construction.
2. Any variations between stated dimensions and site dimensions should be reported to the designer prior to work being executed.
3. Samples of all finishes must be provided by Contractors for approval by bright 3d ltd prior to construction.

Revision	Description	Date
A	CANOPY REDESIGN TO ALLOW SUSPENSION FROM STRUCTURAL BEAM.	14.03.08

PRELIMINARY

Stamp: Unless stated this drawing is not for construction.

BRIGHT

Bright 3D Environments
The Sugarhood
2 Anderson Place
Edinburgh EH6 5NP
Tel: 0131 553 0800
Fax: 0131 555 6782
Company No. 261438

Client
THE TRIANGLE SHOPPING CENTRE MANCHESTER

Job
THE TRIANGLE SHOPPING CENTRE MANCHESTER - EXTERNAL WORKS

Description
PROPOSED EXCHANGE SQUARE ENTRANCE - FRONT ELEVATION

Scale	Date	Drawn/Checked
1:50 @ A3 1:25 @ A1	14.03.08	HJ

Drawing No. **1249-001**

Revisions **A**

This drawing is the property of bright 3d ltd. Copyright is reserved by them and the drawing is issued on the condition that it is not copied, reproduced, retained or disclosed to any unauthorised person, either wholly or in part without the consent in writing of bright 3d ltd.

45 731 (FFL)

CANOPY LOCATED ON STRUCTURAL CROSS BEAM.

DETAIL
1:10@A1
1:20@A3

3

BRUSHED S/S STRUCTURAL FITTINGS TO APPROPRIATE SPEC FOR STRUCTURAL IMPLICATIONS

RIGID STRUCTURAL TIE-BAR.

3821

LASERCUT DETAILING

3.0°

CLEAR SAFETY GLASS TO THICKNESS REQ'D BY STRUCTURAL ENGINEER.

BRUSHED S/S STRUCTURAL STEEL FRAMEWORK TO STRUCTURAL ENGINEER'S SPECIFICATIONS.

FIRE SCREENS IN EXISTING LOCATION. SUPPORTED FROM DECORATIVE ARCHES OF MAIN CANOPY STRUCTURE. CLEAR GLAZING USING APPROPRIATE SAFETY GLASS.

4271

5256

6858

6000mm Services Zone

4000 Service Road

All proprietary goods and materials are to be fitted in accordance with manufacturers instructions and relevant Codes Of Practice. All work to comply with British Standards and relevent parts of "The Building Standards (Scotland) Regulations 1990" or equivalent national regulations. Notwithstanding all of the above, all electrical work must comply with current I.E.E. regulations or equivalent. The contractor will be held responsible for the structural integrity of all fittings and fixtures supplied.

Notes

1. Dimensions must be checked by Contractors and setting out drawings based on site dimensions must be approved by bright 3d ltd prior to construction.
2. Any variations between stated dimensions and site dimensions should be reported to the designer prior to work being executed.
3. Samples of all finishes must be provided by Contractors for approval by bright 3d ltd prior to construction.

Revision	Description	Date
A	CANOPY REDESIGN TO ALLOW SUSPENSION FROM STRUCTURAL BEAM.	14.03.08

PRELIMINARY

Stamp: Unless stated this drawing is not for construction.

BRIGHT

Bright 3D Environments
The Sugarhouse
2 Anderson Place
Edinburgh EH6 5NP
Tel: 0131 553 2620
Fax: 0131 555 6762
Company No. 261438

Client
THE TRIANGLE SHOPPING CENTRE MANCHESTER

Job
THE TRIANGLE SHOPPING CENTRE MANCHESTER - EXTERNAL WORKS

Description
PROPOSED EXCHANGE SQUARE ENTRANCE - SIDE ELEVATION

Scale	Date	Drawn/Checked
1:50 @ A3 1:25 @ A1	14.03.08	HJ

Drawing No. **1249-002**

Revisions **A**

This drawing is the property of bright 3d ltd. Copyright is reserved by them and the drawing is issued on the condition that it is not copied, reproduced, retained or disclosed to any unauthorised person, either wholly or in part without the consent in writing of bright 3d ltd.

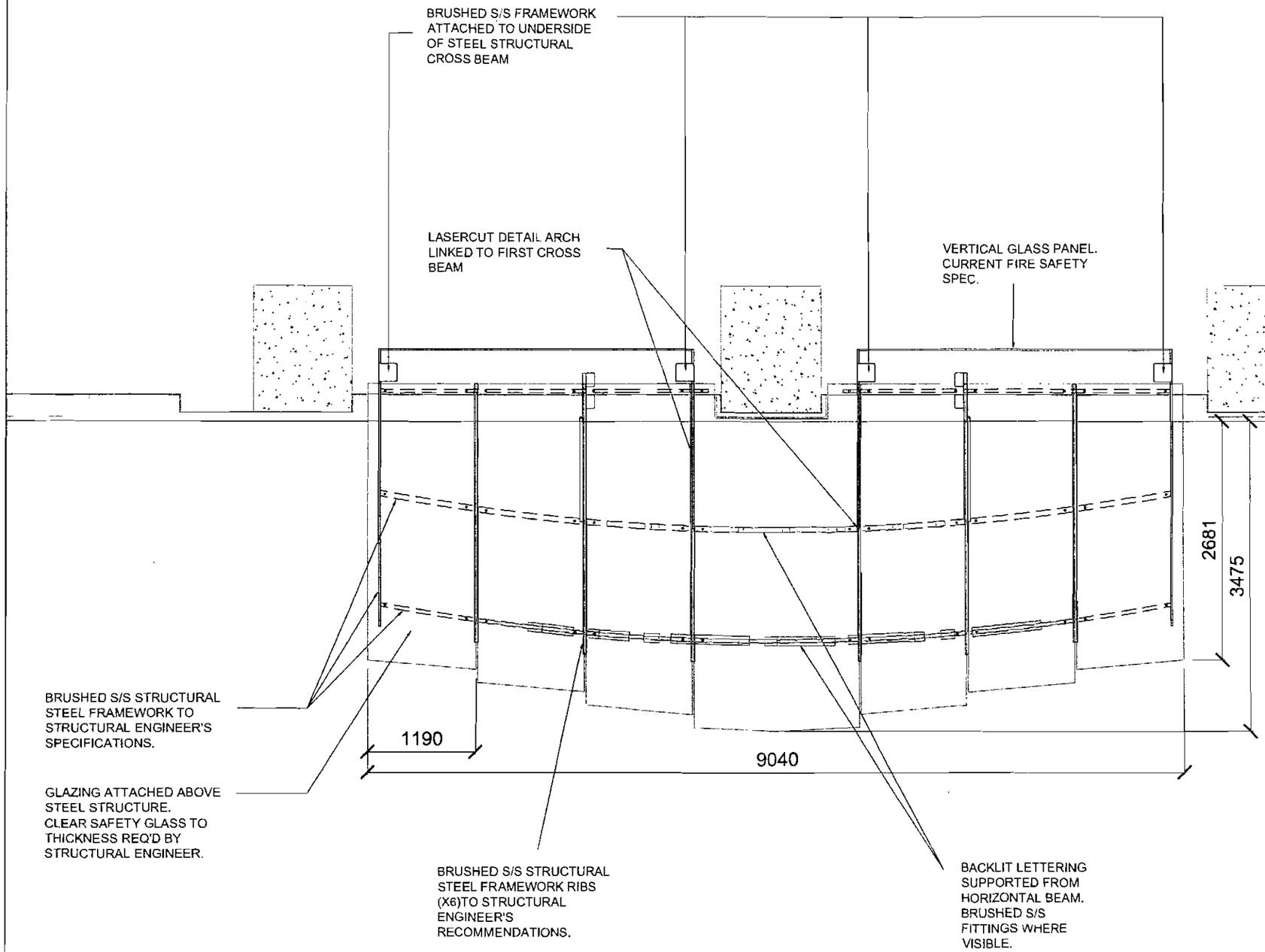

All proprietary goods and materials are to be fitted in accordance with manufacturers instructions and relevant Codes Of Practice. All work to comply with British Standards and relevant parts of "The Building Standards (Scotland) Regulations 1990" or equivalent national regulations. Notwithstanding all of the above, all electrical work must comply with current I.E.E. regulations or equivalent. The contractor will be held responsible for the structural integrity of all fittings and fixtures supplied.

Notes

1. Dimensions must be checked by Contractors and setting out drawings based on site dimensions must be approved by bright 3d ltd prior to construction.
2. Any variations between stated dimensions and site dimensions should be reported to the designer prior to work being executed.
3. Samples of all finishes must be provided by Contractors for approval by bright 3d ltd prior to construction.

Revision	Description	Date
A	CANOPY REDESIGN TO ALLOW SUSPENSION FROM STRUCTURAL BEAM.	14.03.08

PRELIMINARY

Stamp: Unless stated this drawing is not for construction.

BRIGHT

Bright 3D Environments
The Sugarhouse
2 Anderson Place
Edinburgh EH6 5NP
Tel: 0131 553 2220
Fax: 0131 565 5762
Company No 251439

Client
THE TRIANGLE SHOPPING CENTRE MANCHESTER

Job
THE TRIANGLE SHOPPING CENTRE MANCHESTER - EXTERNAL WORKS

Description
PROPOSED EXCHANGE SQUARE ENTRANCE - PLAN

Scale	Date	Drawn/Checked
1:50 @ A3 1:25 @ A1	14.02.08	HJ

Drawing No. **1249-003**

Revisions

This drawing is the property of bright 3d ltd. Copyright is reserved by them and the drawing is issued on the condition that it is not copied, reproduced, retained or disclosed to any unauthorised person, either wholly or in part without the consent in writing of bright 3d ltd.