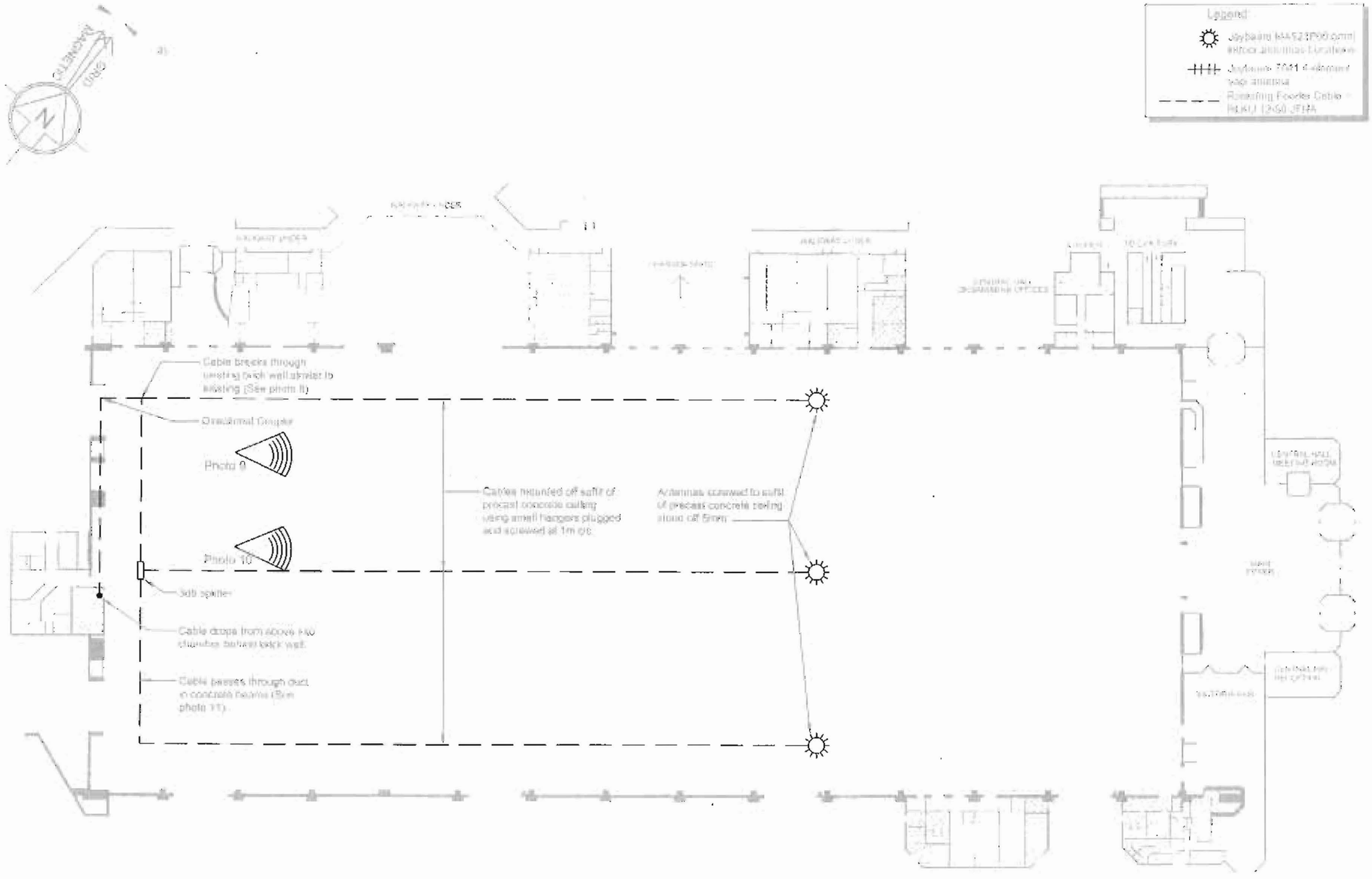

1. This drawing to be read in conjunction with MAN528A Series drawings and standard Airwave drawings.
2. All dimensions are in mm unless otherwise noted.
3. This drawing indicates equipment in car-park level however due to lack of information the detail has been super-imposed onto the ground floor plan.



Rev	Date	Amendments	Drawn By	Approved By
A	22.05.2008	Drawing revised & renumbered in accordance with planning requirements	A.S.	K.H.

CAPITA SYMONDS
Consulting Civil, Structural & Geotechnical Engineers

Cheadle Hulme
Tele No: 0044 (0)161-488-3950
Facsimile No: 0044 (0)161-488-4645
E-mail: capitasymonds.cheadle2@capita.co.uk

www.capitasymonds.co.uk

AIRWAVE
Airwave Solutions Ltd
1st Floor, Wellington Street, Slough. SL1 1YP.

Job Title
MANCHESTER CENTRAL - MAN528
MANCHESTER CENTRAL, PETERSFIELD,
MANCHESTER, LANCASHIRE, M2 3GX

Drawing Title
PLANNING DRAWING
ANTENNA LOCATIONS - LOWER CAR PARK
LEVEL SHEET 17

Scale	Consultant reference	
NOT TO SCALE	014082-48968	
Drawn by	Checked by	Approved by
A.S.	K.H.	K.H.
Date drawn	Date checked	Date approved
23.05.08	23.05.08	23.05.08

Drawing no
MAN528-GA-17A

The design of this site is in accordance with the following Design Documentation:

Radio Base Station design Guide & Specification - Issue Date: 03/02/2006
Technical Guidance Notes - TGN 0092 to TGN 0124 inclusive

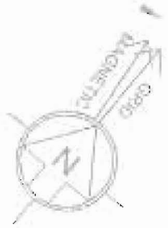



'View along car-park for radiating cable'



'View down Bridgewater Hall Tunnel from Yagi location'



PHOTO 22:- PROPOSED YAGI LOCATION IN CARPARK

Legend:

- Jaybeam MA52-P09 cross-polar antenna locations
- Jaybeam 7041 4-element yagi antenna
- Radiating Feeder Cable = RLKU 12-50 JFNA

Jaybeam 7041, 4 Element Yagi antenna to be mounted to existing supporting steel channel @ 3.67m A.G.L.

1. This drawing to be read in conjunction with MAN528A Series drawings and standard Airwave drawings.
2. All dimensions are in mm unless otherwise noted.
3. This drawing indicates equipment in car-park level however due to lack of information this detail has been super-imposed onto the ground floor plan.

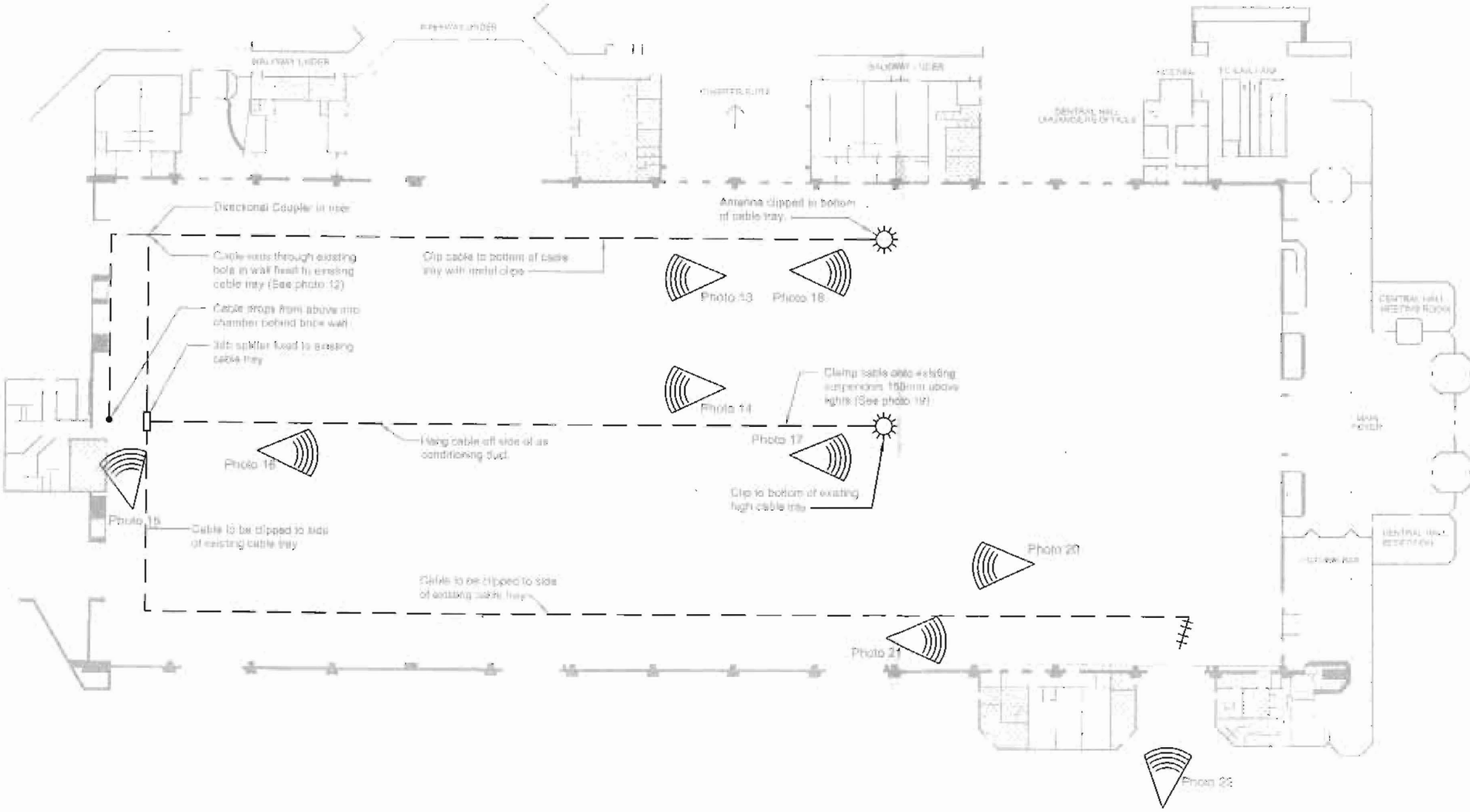

The design of this site is in accordance with the following Design Documentation:

Radio Base Station design Guide & Specification - Issue Date: 03/02/2006
Technical Guidance Notes - TGN 0092 to TGN 0124 inclusive

PL NG
ACK'D
02 JUN 2008

Rev	Date	Amendments	Drawn By	Approved By
B	30.05.2008	Photo 22 added to drawing	M P	K H
A	22.05.2008	Drawing revised & renumbered in accordance with planning requirements	A S	K H

CAPITA SYMONDS
Consulting Civil, Structural & Geotechnical Engineers

Cheadle Hulme
Tele No: 0044 (0)161-488-3950
Facsimile No: 0044 (0)161-488-4645
E-mail: capitasymonds.cheadle2@capita.co.uk

www.capitasymonds.co.uk

AIRWAVE
Airwave Solutions Ltd
1st Floor, Wellington Street, Slough. SL1 1YP.

Job Title
MANCHESTER CENTRAL - MAN528
MANCHESTER CENTRAL, PETERSFIELD,
MANCHESTER, LANCASHIRE, M2 3GX

Drawing Title
PLANNING DRAWING
ANTENNA LOCATIONS - CAR PARK UPPER LEVEL, SHEET 18

Scale	Consultant reference	
NOT TO SCALE	014082-48968	
Drawn by	Checked by	Approved by
A.S.	K.H.	K.H.
Date drawn	Date checked	Date approved
23.05.08	23.05.08	23.05.08

Drawing no
MAN528-GA-18B