- The Copyright of this drawing belongs to Logic Architectural Solutions Ltd. and shall not be used or reproduced in any form without its express permission.
- Do not scale from this drawing - Work to figured dimensions only. All dimensions to be checked on site prior to the execution of any work.
- For the avoidance of doubt all dimensions are measured to wall structure and not the finishes unless otherwise stated.
- Where any discrepancy is found to exist within or between drawings and/or documents it should be reported to the architect immediately.
- Logic Architectural Solutions Ltd. shall not be liable for any use of drawings and documents for any purpose other than for which the same were prepared by or on behalf of Logic Architectural Solutions Ltd.

L07-030



1 PROPOSED FRONT ELEVATION
SCALE 1 : 100

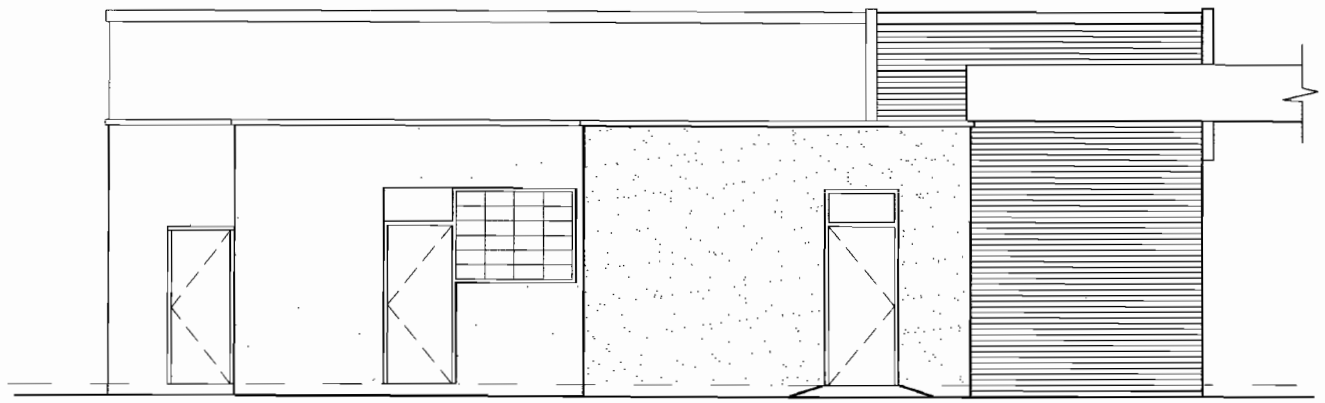

2 PROPOSED SIDE ELEVATION
SCALE 1 : 100

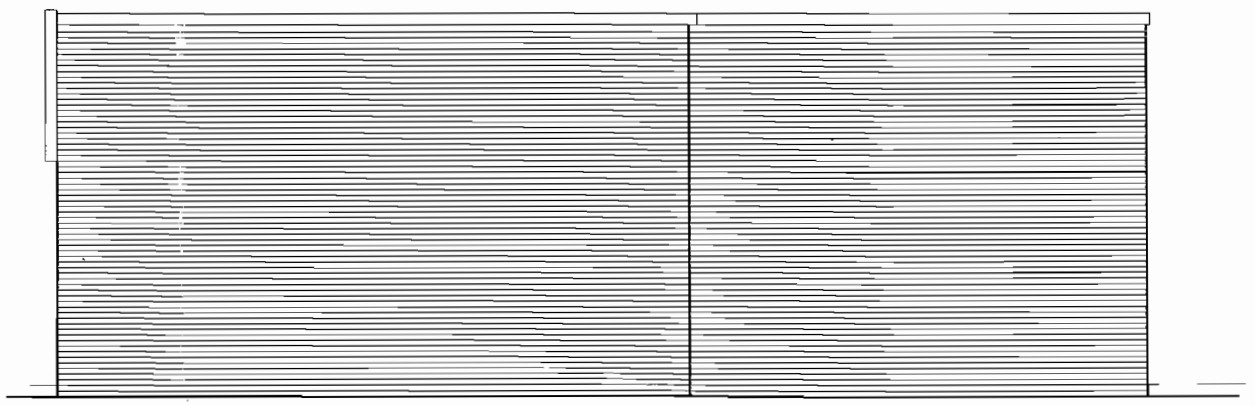

3 PROPOSED SIDE ELEVATION
SCALE 1 : 100





4 LOCATION PLAN
SCALE 1 : 1250

PLANNING

Rev.	Description	Date	Initials
A.	Prop. Elevation Revised To Match Extg.	18.08.08	CJ

LOGIC ARCHITECTURAL SOLUTIONS LTD

Technology House,
Salford University
Business Park,
Lissadel Street,
Salford, Manchester
M6 6AP

Tel - 0161 278 2717 Fax - 0161 278 2701 Email - mail@logic.uk.com

Proposed Extension at

1122-1136 Stockport Road, Levenshulme

Manchester, M19 2TJ

DRAWING TITLE

Proposed Elevations

DRAWING INFORMATION

Project Number	L07 - 030
Date	29.10.07
Scale	1 : 100
Drawn by	CJ
Checked by	CJ

SHEET NUMBER

L07-030 /PL03a