

MAIN SHOPFRONT ELEVATION
PROPOSED

NOTE: SEPARATE APPLICATIONS (LISTED & CONTROL OF ADVERTS) MADE FOR PROPOSED FASCIA SIGNAGE - REFERENCES: 101650/LO/2013 & 101649/AO/2013.

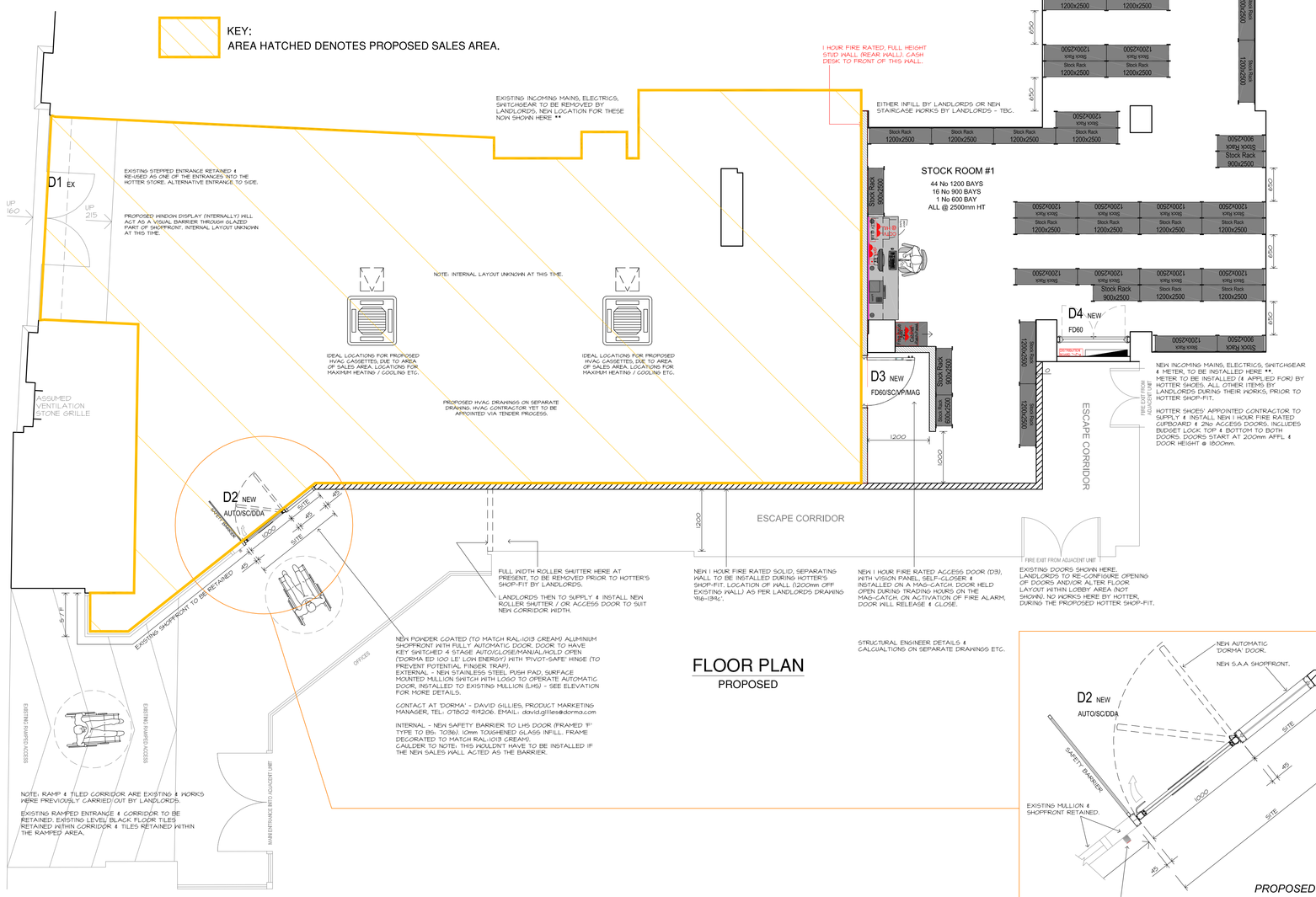

FLOOR PLAN
PROPOSED



'DORMA' DOOR DETAILS SCALE @ 1:10

SIDE SHOPFRONT ELEVATION
PROPOSED

UNWRAPPED ELEVATION & PART BASEMENT SECTION

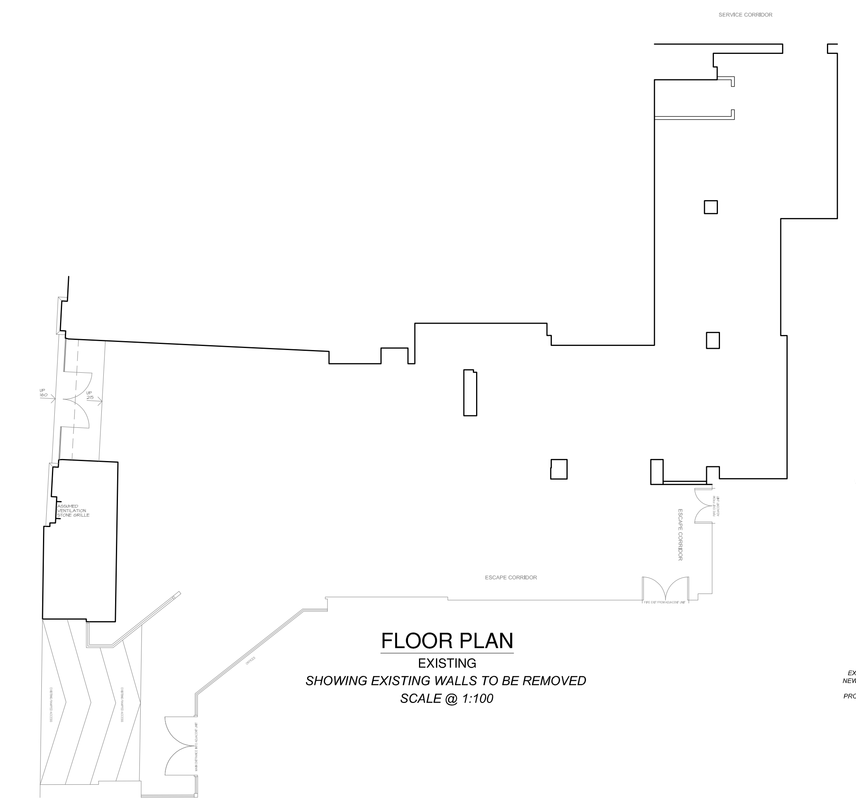

FLOOR PLAN
EXISTING

SHOWING EXISTING WALLS TO BE REMOVED

SCALE @ 1:100

SIDE SHOPFRONT ELEVATION
EXISTING

UNWRAPPED ELEVATION & PART BASEMENT SECTION

SCALE @ 1:100



SIDE SHOPFRONT ELEVATION
EXISTING - PHOTO #1 - NOT TO ANY SCALE



SIDE SHOPFRONT ELEVATION
EXISTING - PHOTO #2 - NOT TO ANY SCALE



SIDE SHOPFRONT ELEVATION
EXISTING - PHOTO #3 - NOT TO ANY SCALE

notes:

whilst every care has been taken to ensure the accuracy of this survey, due to the age of the premises, non-exposure of the structure, occupancy, building methods & materials used, some assumptions have been made necessary.

specific areas must be checked on site prior to manufacture of fittings, ordering of materials & equipment & commencement of building operations.

any conflicting information found on the drawing must be reported for clarification.

under the 'control of asbestos regulations 2006' for buildings constructed before 2000, the building owner / tenant is legally obliged to manage the asbestos content within the premises. this is accomplished with an asbestos survey which will identify & make recommendations on how to manage any asbestos found. this specialist survey is not normally carried out before commencing work, it is the responsibility of the client to ensure there is already a suitable report available. if not, a 'management' asbestos survey should be instigated by the client to cover the entire building, with a further 'refurbishment' survey being carried out, targeting all areas affected by any proposed works. these surveys are to be made readily available prior to any operations commencing.

cdm: duty holder note - all non residential construction projects that are expected to last in excess of 30 working days or 500 person days are deemed as notifiable to the health & safety executive under the construction design & management regulations 2007 (cdm 2007), these projects place certain legal duties on the key persons involved. the client, designers, cdm coordinator, principal contractor & contractors. it is the duty of all parties to ensure that you (as) who will outline your specific responsibilities under these regulations or speak with our in-house cdm coordinator.

REVISION A - 22.04.13
REVISIONS:
TRUE DEMISE NOW SHOWN TO DRAWING. BACK OF HOUSE AREA SMALLER IN AREA COMPARED TO PREVIOUS DRAWING. PROPOSED SALES AREA LAYOUT TO BE CONFIRMED. PROPOSED SEPARATING WALL & NEW SHOPFRONT / ACCESS DOOR SHOWN.
REVISION B - 10.05.13
PART BASEMENT SECTION NOW SHOWN TO ILLUSTRATE STRUCTURAL SLAB BETWEEN EXISTING RAMPED ENTRANCE & BASEMENT LEVEL.

MANCHESTER - OPTION #1 LAYOUT - GROUND FLOOR ONLY		
AREAS	Tol. in + 10.76 sq.ft	sq. m / sq.ft
SALES AREA - GROUND FLOOR		110 / 1184
BACK OF HOUSE (TOTAL) - GROUND FLOOR		89 / 958

CAUTION: ASBESTOS HAZARD
'MEDIUM DENSITY REFRACTORY BRICKS' HAS BEEN USED IN THIS BUILDING. LOCATED IN THE BASEMENT AREA. THE BACK OF EIGHT BRICKS ARE TO BE BLUE. PLEASE DO NOT DISTURB OR REMOVE.

CAUTION: ASBESTOS HAZARD
'THERMOTEX' REFER TO ASBESTOS REGISTER FOR LOCATION. TYPE & CONTROL MEASURES.

hotter
2013 STORE

ampersand
brewery barn
31 lower street
stanstead
essex
CM24 8LN
t: 01279 815651
e: amp@ampersand-associates.com
w: ampersand-associates.com
commercial architectural design, and then some

CONTRACT:
MANCHESTER

Unit 11 Royal Exchange
Exchange Street
M2 7DB

DRAWING:
WORKING DRAWING:

Proposed Layout
Floor Plan & Side Shopfront

SCALE:	1:50 @ A0
DATE:	22.04.13
DRAWN:	nml / CAD 2007
DRAWING No:	REV:
6271_20	B