

1 Location Plan
Scale: 1:500

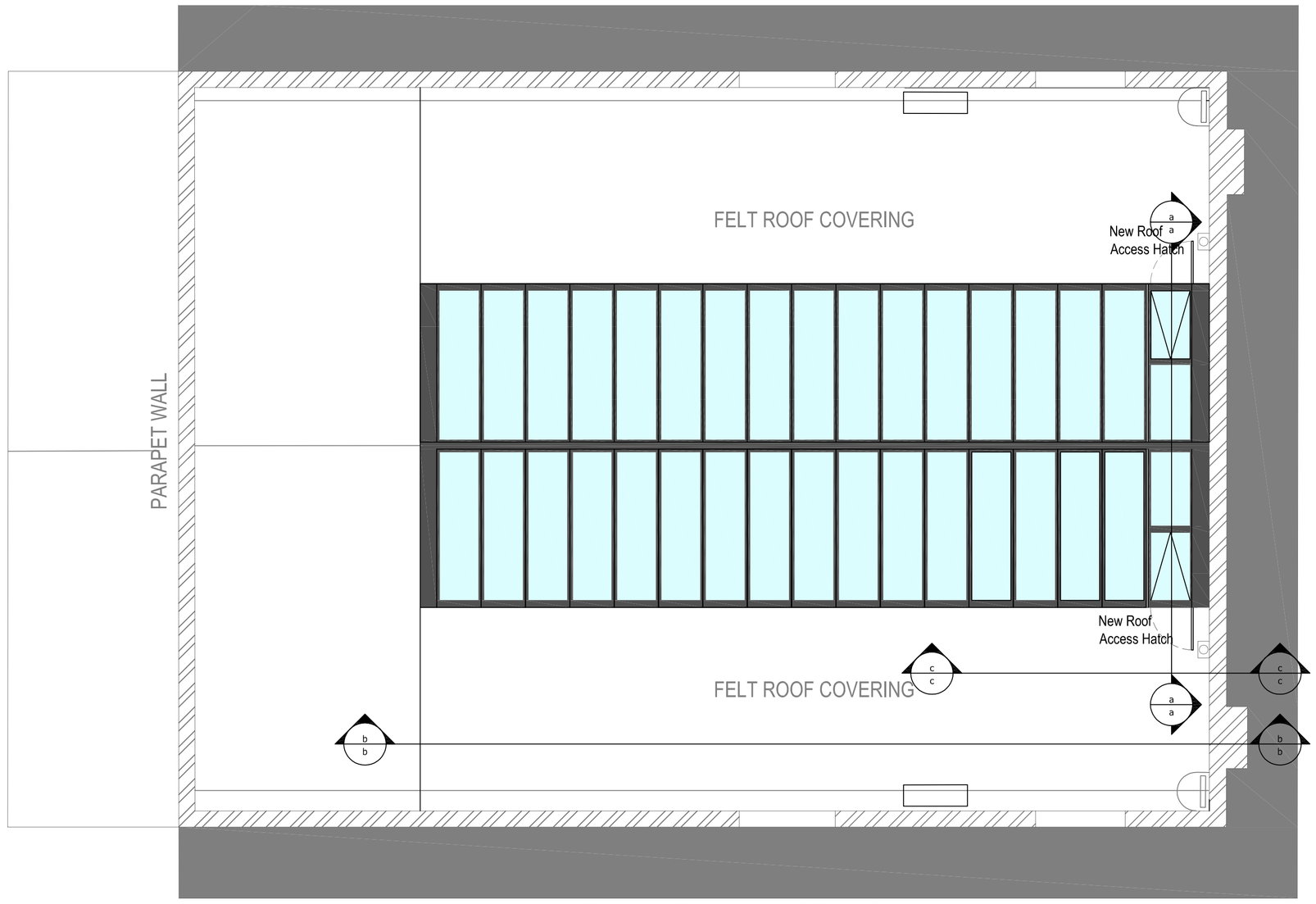

2 Plan - Proposed Roof Lantern
Scale: 1:50



Photo of indicative roof access hatch constructed from alluminium framing. New access door to be fully bespoke designed and manufactured to suit.

The design of the access doors are indicative and will be subject to contractors detail design.

All alluminium framing to be be powder coated colour agreed with Conservation Officer.

All glazing infills to be 25mmUV protected multiwall polycarbonate.

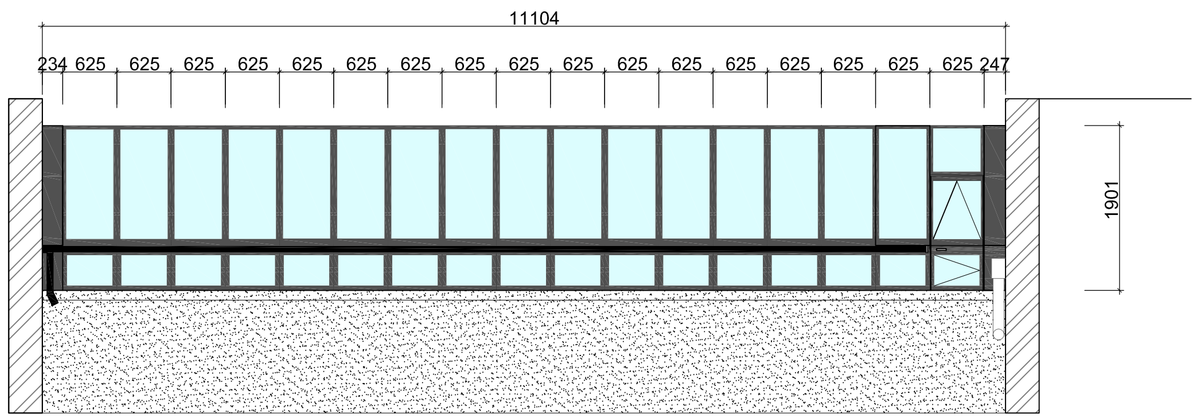

b-b Elevation b-b - Proposed Roof Lantern
Scale: 1:50

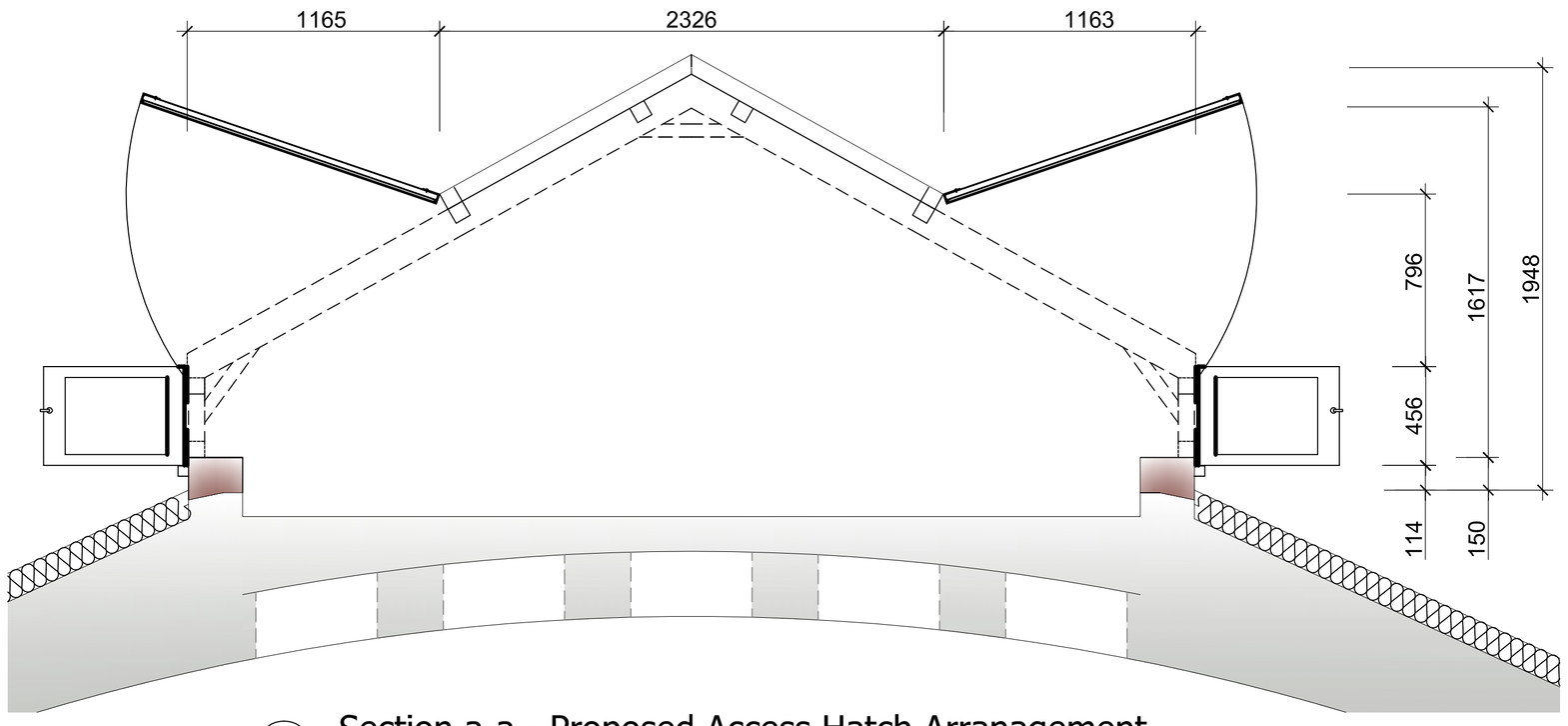

a-a Section a-a - Proposed Access Hatch Arranagement
Scale: 1:20

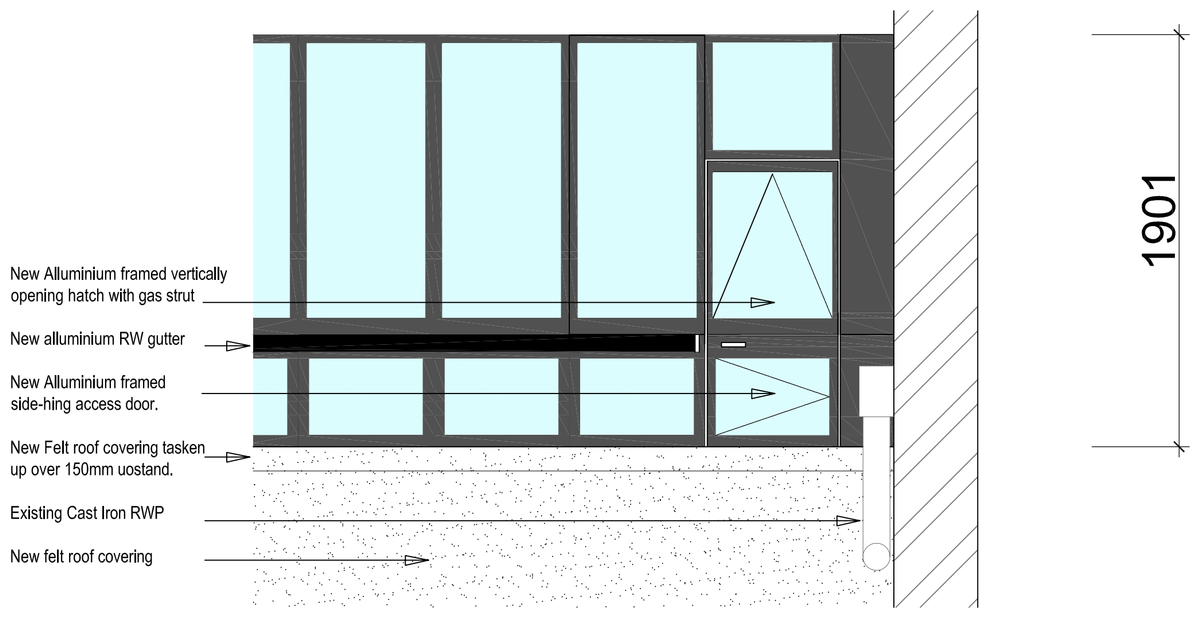

c-c Elevation c-c Proposed Access Hatch Arrangement
Scale: 1:20

RLB | Rider Levett Bucknall

DO NOT SCALE THIS DRAWING, CHECK ALL DIMENSIONS ON SITE

This drawing is to be read in conjunction with all specifications and drawings issued. For discrepancies or omissions contact Rider Levett Bucknall.
The contractor is to check and verify all building and site dimensions and check levels before work commences
© Rider Levett Bucknall UK Limited.

Note: All dimensions to be site checked

Date:	Revision:	Dr:

Client: University Of Manchester

Drawing Issue: PLANNING

Project: SAMUEL ALEXANDER LTM WORKS

Drawing Title: ROOF ACCESS HATCH PROPOSED

Scale:	Drawing Nr:		
Ref.@A1	5086-054-PL505		
Revision:	Drawn:	Authorised by:	Date:
A	SC	SC	Jan 2013

Drawing Ref: 5086-054-PL505

8 Exchange Quay
Salford Quays
Manchester
United Kingdom
M5 3EJ
Tel : +44 (0)161 868 7700
Fax : +44 (0)161 868 7701
Email : first.surname@uk.rlb.com
WEB : www.rlb.com

Drawing Nr: 5086-054-PL505
Drawing Title: LANTERN ROOF LIGHT
Project: SAMUEL ALEXANDER
Client: University Of Manchester

RLB | Rider Levett Bucknall