

END ELEVATION

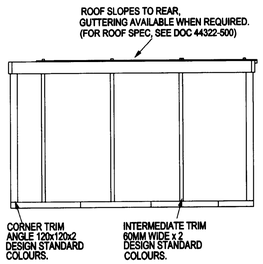

REAR ELEVATION

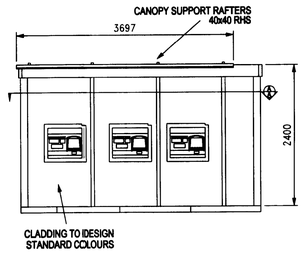

FRONT ELEVATION

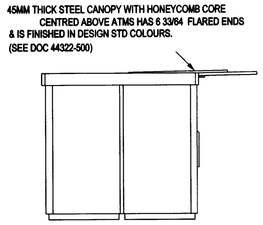

END ELEVATION

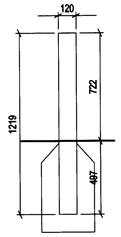

1520mm Stainless Steel Ram Raid Bollard
bottom of the bollard should be sunk
620mm into the ground, leaving 900mm
above ground at 1300mm centres to
vunerable areas along shopfront, MOE
and exit doors and ATM

Supplier: Furnitubes
Ram-Raid Bollard Reference: Zenith ZEN704SC

RAM RAID BOLLARD

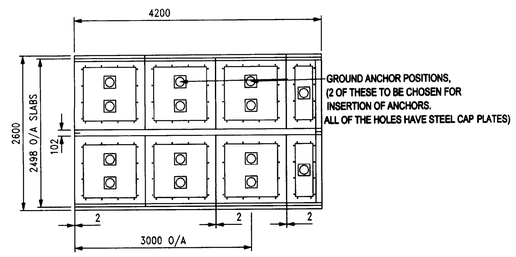

FOUNDATION PLAN

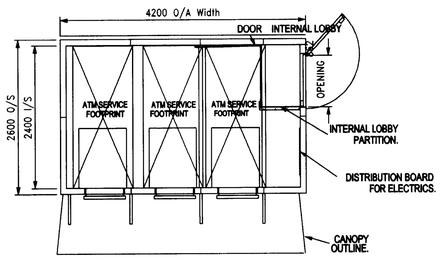

SECTION `A-A'
(PRIOR TO CLADDING)

0 1 2 3 4 5 10
METERS

Do not scale this drawing.
Architects to be notified of any discrepancies.
Contractors must check all dimensions on site.
This drawing is copyright and is for the use on this project only.
This drawing is to be used soley for the information as titled. For other information refer to the latest revision of any cross referenced drawings.

Rev	Date	Description	Amd	Chd
A	02.12.08	4 UNIT DETAILS REVISED TO 3 UNIT	CK	SR
		First issue		

Amendments

Client: TESCO

Project: BAGULEY (Store no. 2025)

Title: ATM POD DETAILS AMENDED

Project No:	Drwg No:	Amendment:
4993	/ P04 rev	A

Scale:	Sheet:	Date:
1:50 @	A1	SEP '08

RECEIVED - 3 DEC 2008

SMITH SMALLEY ARCHITECTS LTD
CRAVEN LODGE
VICTORIA AVENUE
HARROGATE
HG1 5PX
TEL 01423 531100

www.smithsmalley.co.uk
admin@smithsmalley.co.uk

BAGULEY EXTENSION 4993