	Revision	Date	By	Chk.

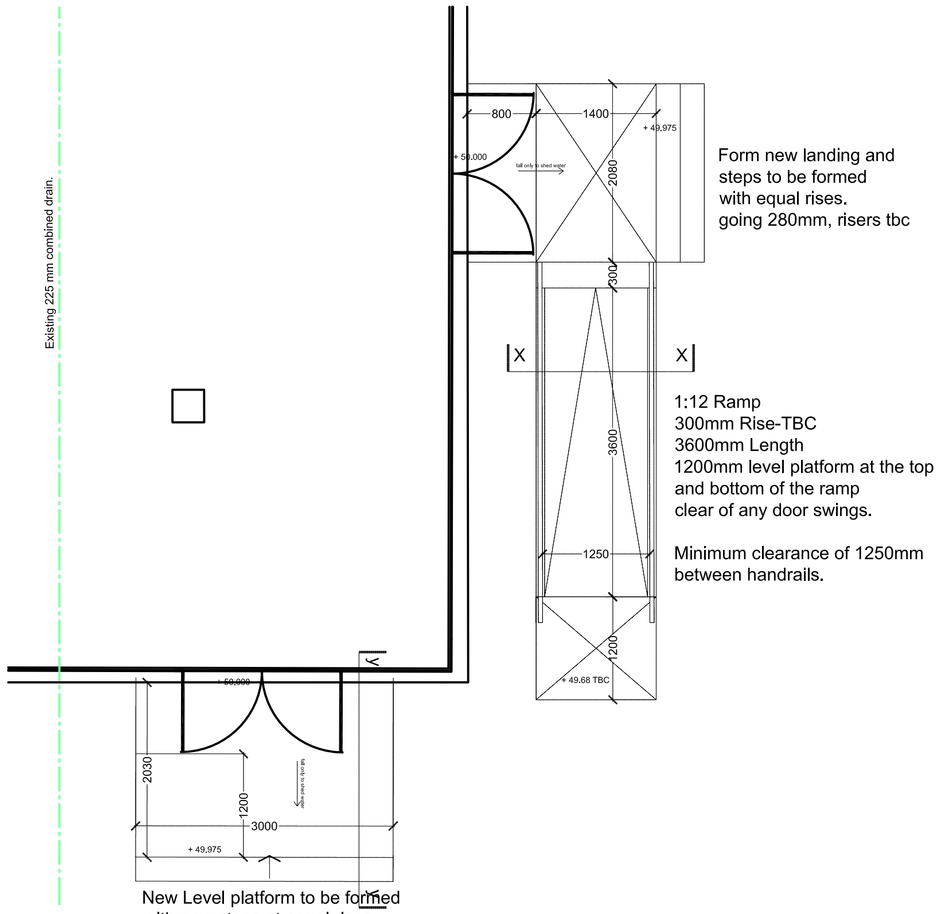

Form new landing and steps to be formed with equal rises, going 280mm, risers tbc

1:12 Ramp
300mm Rise-TBC
3600mm Length
1200mm level platform at the top and bottom of the ramp clear of any door swings.

Minimum clearance of 1250mm between handrails.

New Level platform to be formed with new steps at equal rises, going to be 280mm.
2 x rise to be checked on site.
no handrail required.

plan showing ramp and entrance landing at Pao Pao 1:50

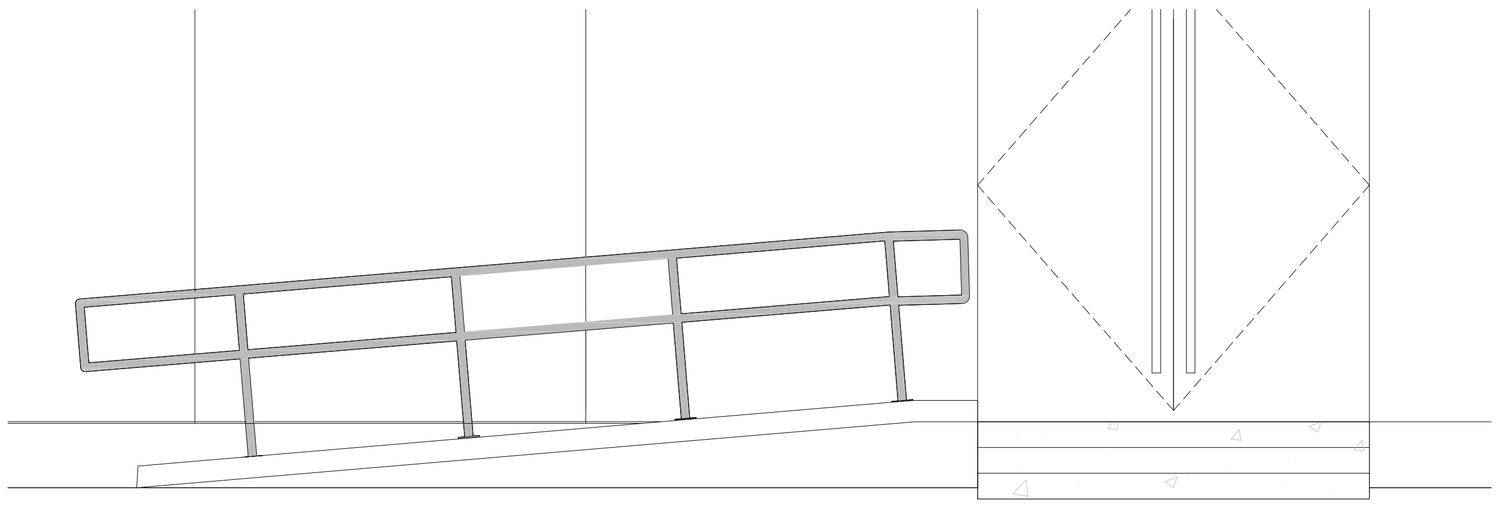

elevation on ramp 1:50

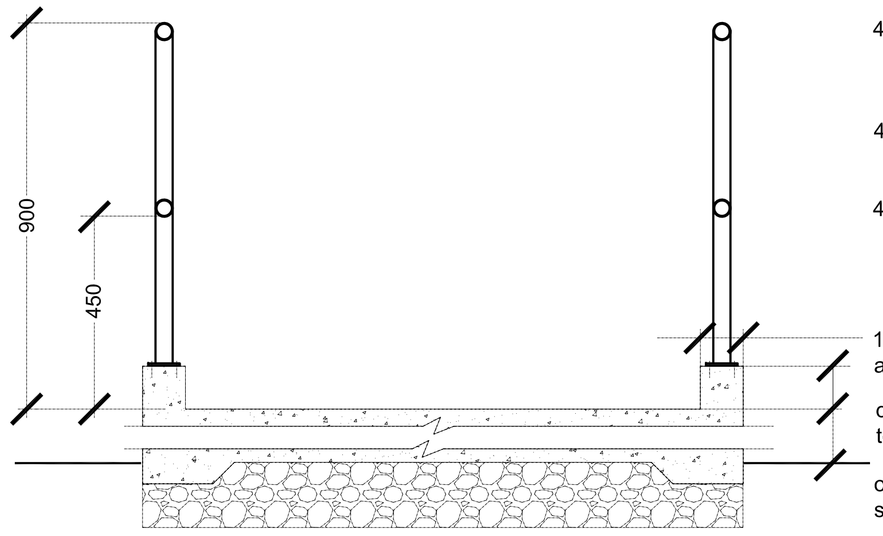

40mm s/s top-rail

40mm s/s uprights

40mm s/s mid-rail

100 mm conc upstands as kick board.

concrete ramp- thickness varies to have brushed non-slip finish

on suitable h/core all to struc engs approval

section x-x through ramp 1:10

HANDRAIL DETAIL TBC
BY KPS

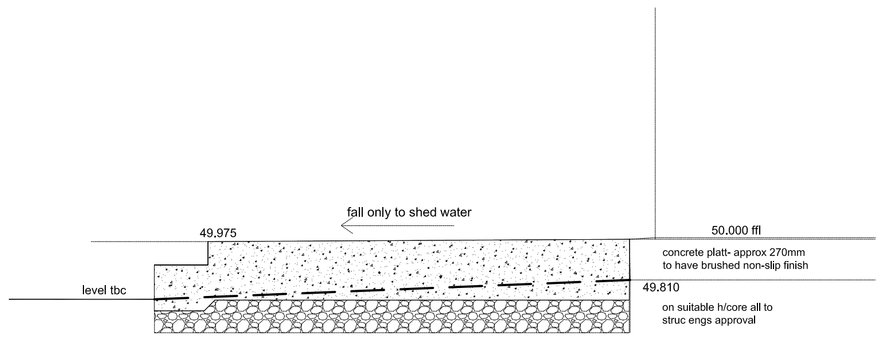

section y-y through entrance platform 1:10

Do Not Scale Dimensions from Drawings.
All dimensions to be verified on site, and any discrepancy to be notified to the Architect.

AMCA ARCHITECTURE + DESIGN
Castlecroft Business Centre
Tom Johnstone Road
Dundee, DD4 8XD
Tel: 01382 774 111 Fax: 01382 739 382
E-mail: mail@amcaarchitect.co.uk

TESCO express

Drawn by	Checked by	Date	Scale
HB	AJM	25.05.12	as noted

Job
TESCO EXPRESS
OXFORD HOUSE, OXFORD ROAD, MANCHESTER

Drawing
PROPOSED RAMP AND HANDRAILS
PAO PAO.

Tesco Proj No.	AMCA Job No.	Drawing No.	Rev.
-	2661	BW_009	-

CAD Ref: 2661 DP002