Notes:- This drawing is COPYRIGHT no copy or alteration may be made without our prior permission

DO NOT SCALE FROM THIS DRAWING FOR SETTING OUT OF WORKS

A-A

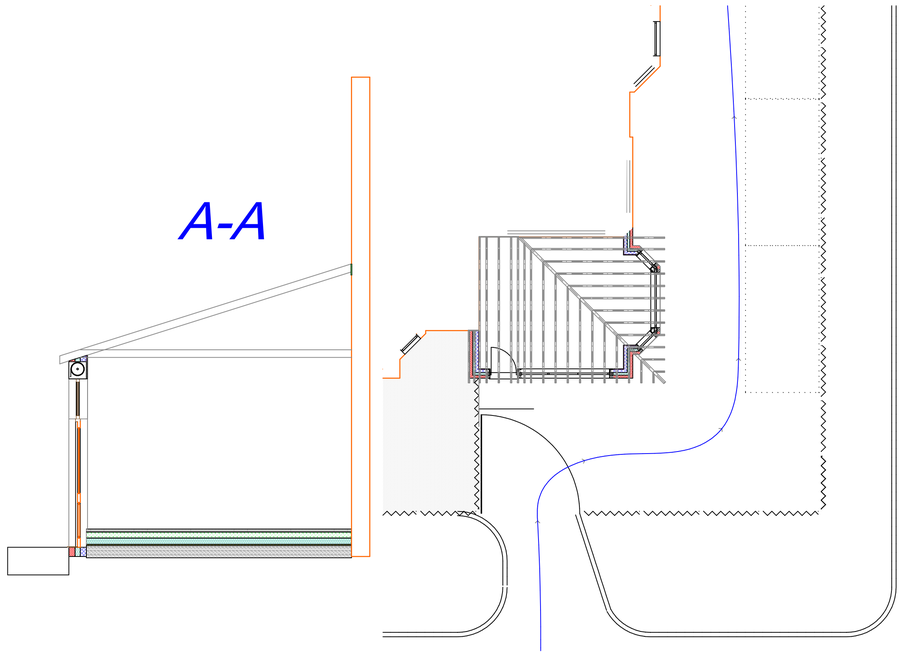

Roof Construction Plan

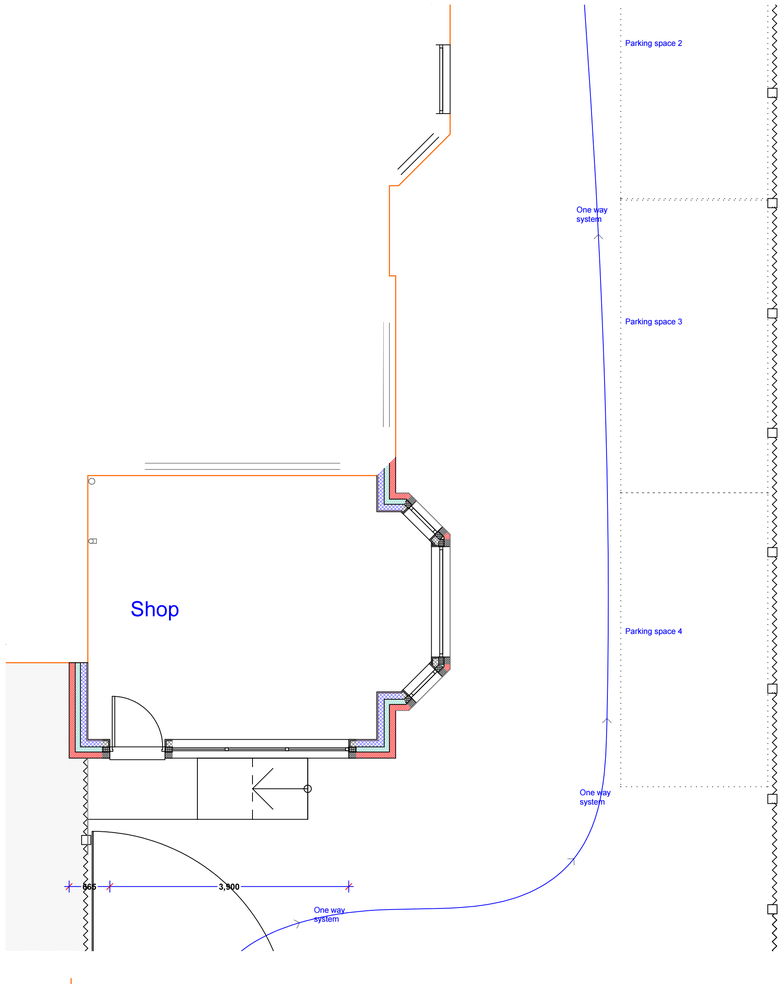

Proposed Ground

1) This drawing is for statutory approvals only.
2) all work to be carried out in accordance with the Building Regulations and all other statutorylegislation to the satisfaction of the local authority inspector. All materials and workmanship is to comply with the appropriate codes of practice and british standards.
   All Dimensions are in millimeters unless stated otherwise.
3) The contractor MUST check all dimensions and particularsprior to commencement of work.
   All Structural Elements (Walls, Lintols, Foundations ETC.) affected by new work are to be exposed by the contractor and checked on site by the Local authority prior to start to confirm ability to sustain new loadings
4) CONSTRUCTION, DESIGN AND MANAGEMENT REGULATIONS 1994
   Contractor to notify Health and Safety Executive prior to start of work with a copy of notification to the Contract Administrator. Contractor to provide a copy of the Health and Safety Policy Statement to the Contract Administrator where appropriate
5) All new skirtings/architraves to match existing,unless stated otherwise by client
6) All electrical installations to IEE Regulations, GAS Instalation to be to 'Gas Safety' (installationand use) Regulations
7) PARTY WALL ACT: where there is encroachment on neighbours property or building within 3m or 6m of the adjacent Property, then permission MUST be obtained under the act.
8) BOUNDARIES as shown are the fence lines and not necessarily the exact boundary.

Existing Ground

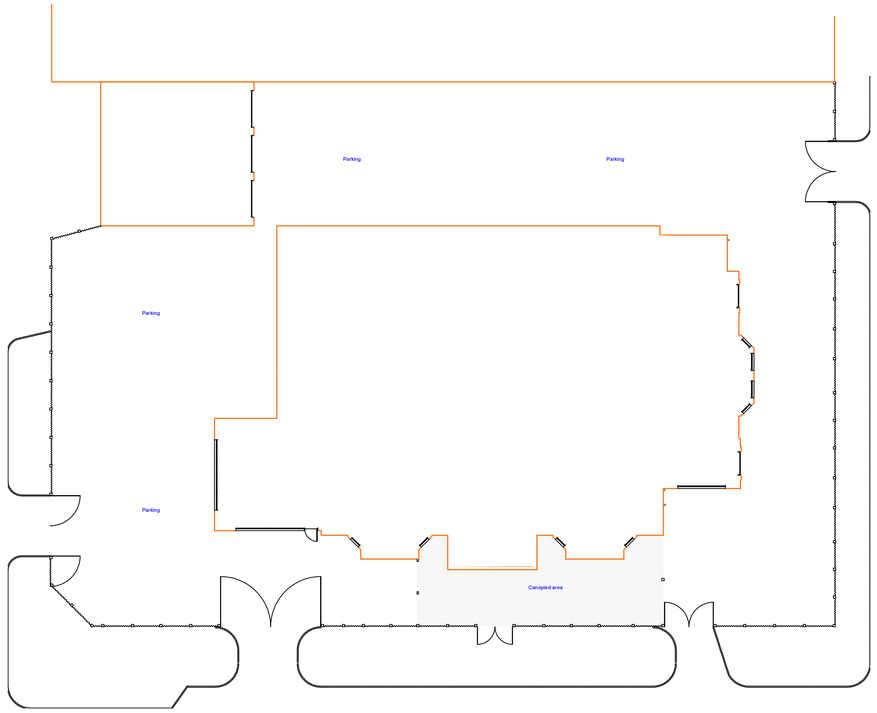

Proposed Ground

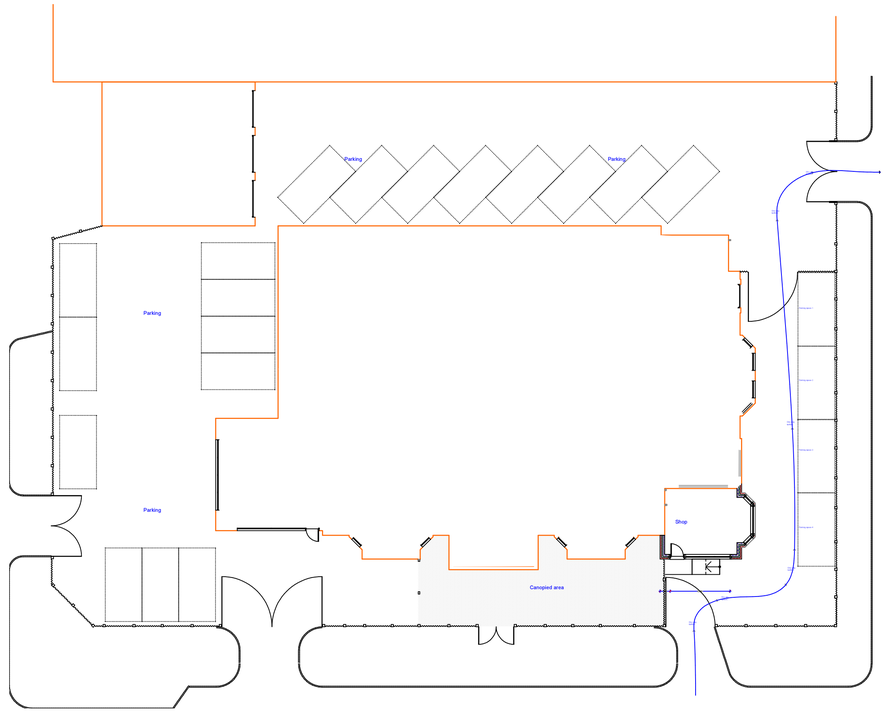

Rev.	Date	Description

Goodchild Architectural

Chartered Architectural Technologist

62 Belmont Ave, Springhead,
Oldham, OL4 4RS.
Tel : 0161-652-5629
079-00-00-00-45

Scale: 1:50 1:200

Client: Mrs Wahid

Date: April 10th 2008

Address: 81 Beresford Rd., Longsight,

Dwg. No. Rev. 5112

Title: SINGLE STOREY EXT

Notes:- This drawing is COPYRIGHT no copy or alteration may be made without our prior permission

DO NOT SCALE FROM THIS DRAWING FOR SETTING OUT OF WORKS

1) This drawing is for statutory approvals only.
2) all work to be carried out in accordance with the Building Regulations and all other statutorylegislation to the satisfaction of the local authority inspector. All materials and workmanship is to comply with the appropriate codes of practice and british standards.
   All Dimensions are in millimeters unless stated otherwise.
3) The contractor MUST check all dimensions and particularsprior to commencement of work.
   All Structural Elements (Walls, Lintols, Foundations ETC.) affected by new work are to be exposed by the contractor and checked on site by the Local authority prior to start to confirm ability to sustain new loadings
4) CONSTRUCTION, DESIGN AND MANAGEMENT REGULATIONS 1994
   Contractor to notify Health and Safety Executive prior to start of work with a copy of notification to the Contract Administrator. Contractor to provide a copy of the Health and Safety Policy Statement to the Contract Administrator where appropriate
5) All new skirtings/architraves to match existing,unless stated otherwise by client
6) All electrical installations to IEE Regulations, GAS Instalation to be to 'Gas Safety' (installationand use) Regulations
7) PARTY WALL ACT: where there is encroachment on neighbours property or building within 3m or 6m of the adjacent Property, then permission MUST be obtained under the act.
8) BOUNDARIES as shown are the fence lines and not necessarily the exact boundary.

Front





Proposed

Existing

Side





Proposed

Existing

Rear

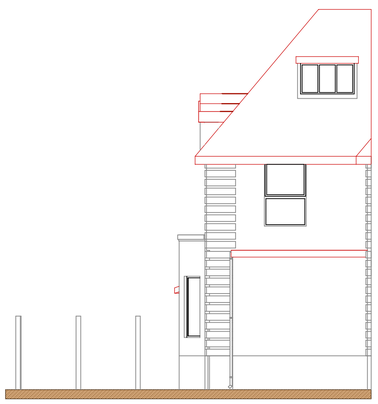

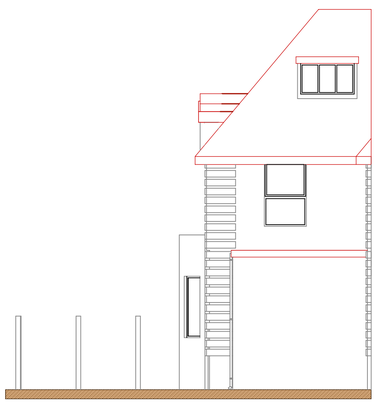

Rev.	Date	Description

Goodchild Architectural

Chartered Architectural Technologist

62 Belmont Ave, Springhead,
Oldham, OL4 4RS.
Tel : 0161-652-5629
079-00-00-00-45

Scale: 1:50 1:200

Client: Mrs Wahid

Date: April 10th 2008

Address: 81 Beresford Rd., Longsight,

Dwg. No. Rev. 5112 Part 2

Title: SINGLE STOREY EXT