086623/FH/2008/N2.

NOTES:-
THESE DRAWINGS ARE FOR PLANNING PURPOSES ONLY, AND UNDER NO CIRCUMSTANCES WILL THE DRAUGHTSMAN BE LIABLE FOR ERRORS THAT MAY OCCUR DURING AND AFTER CONSTRUCTION.

CONTRACTOR TO LIASE WITH THE CLIENT TO ASCERTAIN NUMBERS AND POSITIONS OF ALL ELECTRICAL [illegible] HEATERS ETC PRIOR TO WORKS COMMENCING.

THIS DRAWING IS TO BE READ IN CONJUNCTION [illegible] STRUCTURAL ENGINEERS DETAILS & CALCULATIONS.

CLIENT TO SEEK LEGAL ADVICE AS TO WHETHER OR NOT THE PARTY WALL ACT [illegible] APPLIES & TAKE WHATEVER COURSE OF ACTION [illegible].

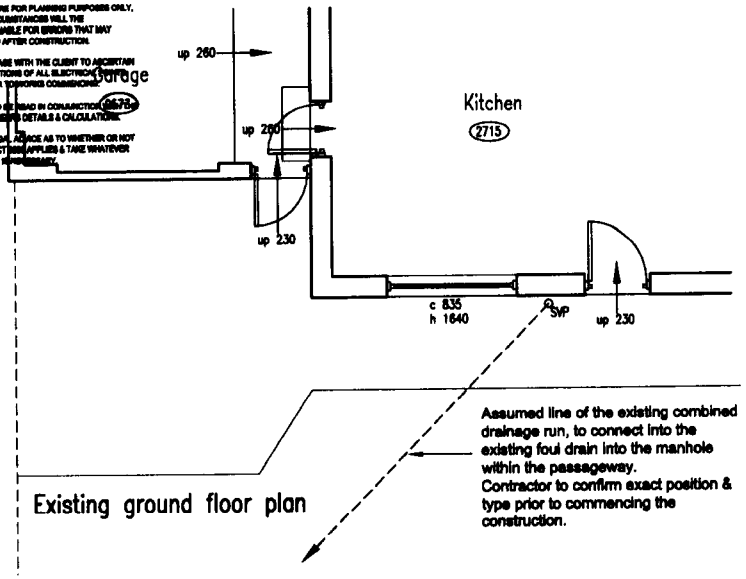

Existing ground floor plan

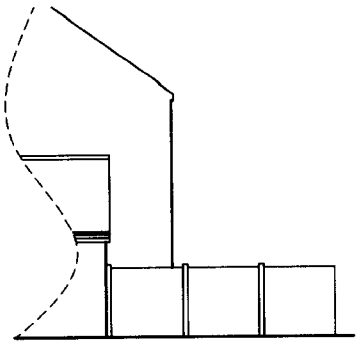

Existing side elevation

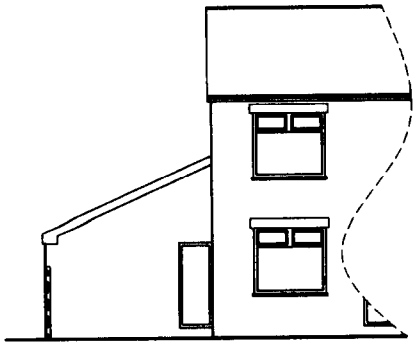

Existing rear elevation

notes

1. do not scale from this drawing – use figured dimensions only
2. read in conjunction with all other consultants/specialists drawings. report any discrepancies before affected work commences
3. all setting out dimensions to be checked on site by contractor before work commences
4. this drawing remains copyright of [illegible] architecture. copy/distribute only with consent of author

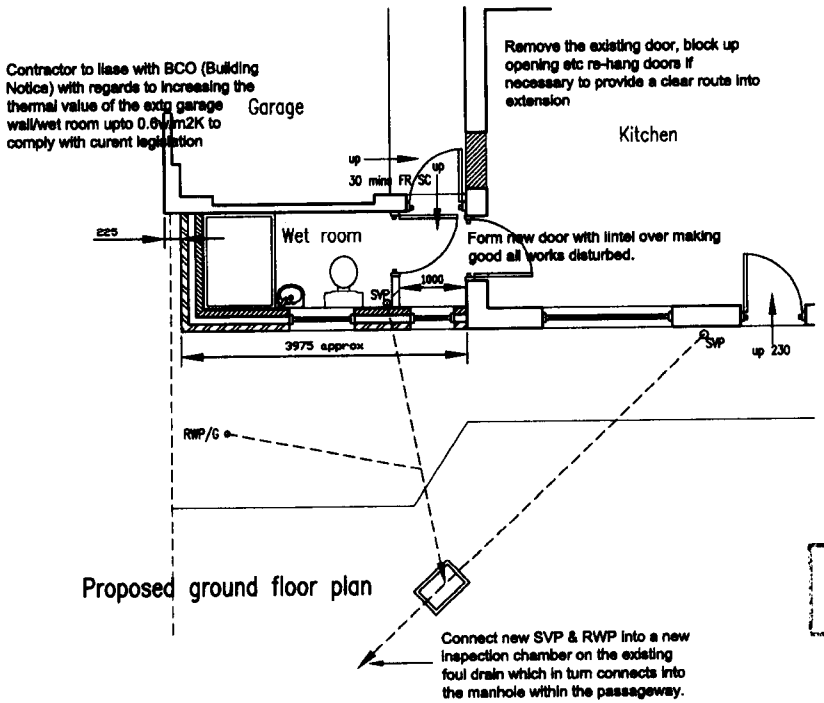

Proposed ground floor plan

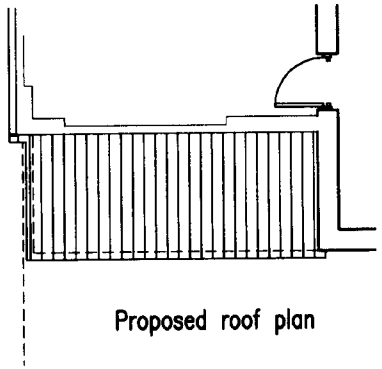

Proposed roof plan

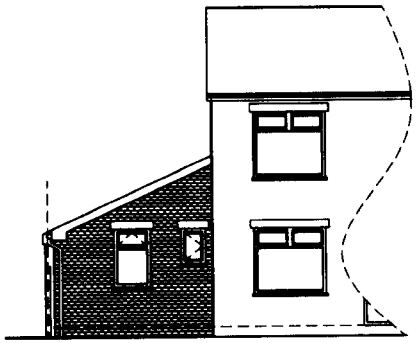

Proposed rear elevation

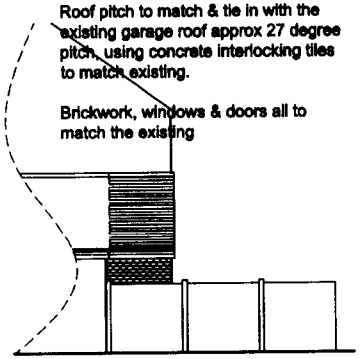

Proposed side elevation

REVISED PLAN

9 JUNE 2008

Rev B 10/05/08 Extension 1brick smaller
Rev A 07/05/08 Smaller scheme

project:
26 Turnbull Road
Gorton
M18 7AX

client:
Mr L & F Malacrino

dwg:
Existing & Proposed Plans & Elevations

project no: 1000

dwg no: 01

dwg date: 09/03/08

dwg scale: 1:50/100

dwg revision: B

4mation architecture
Bank Chambers
4 - 6 Church St
wilmslow
cheshire
sk9 1au

t:01625 526412

www.4mation-architecture.com

©