Quantum Park

Car Park & External Yard - Option 1

Project code:	244011661
Date:	12-12-2007
Customer:	AEW Manchester
Designer:	Colin Pearce
Description:	8 metre wall and column mounted
	150W CDO-TT

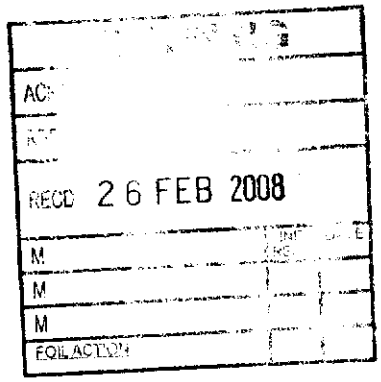

The nominal values shown in this report are the result of precision calculations, based upon precisely positioned luminaires in a fixed relationship to each other and to the area under examination. In practice the values may vary due to tolerances on luminaires, luminaire positioning, reflection properties and electrical supply.

Philips Lighting

Fax: 01925 729634
Mobile Phone: 07771 665034
E-Mail: colin.pearce@philips.com

1. Project Description

1.1 Top Project Overview

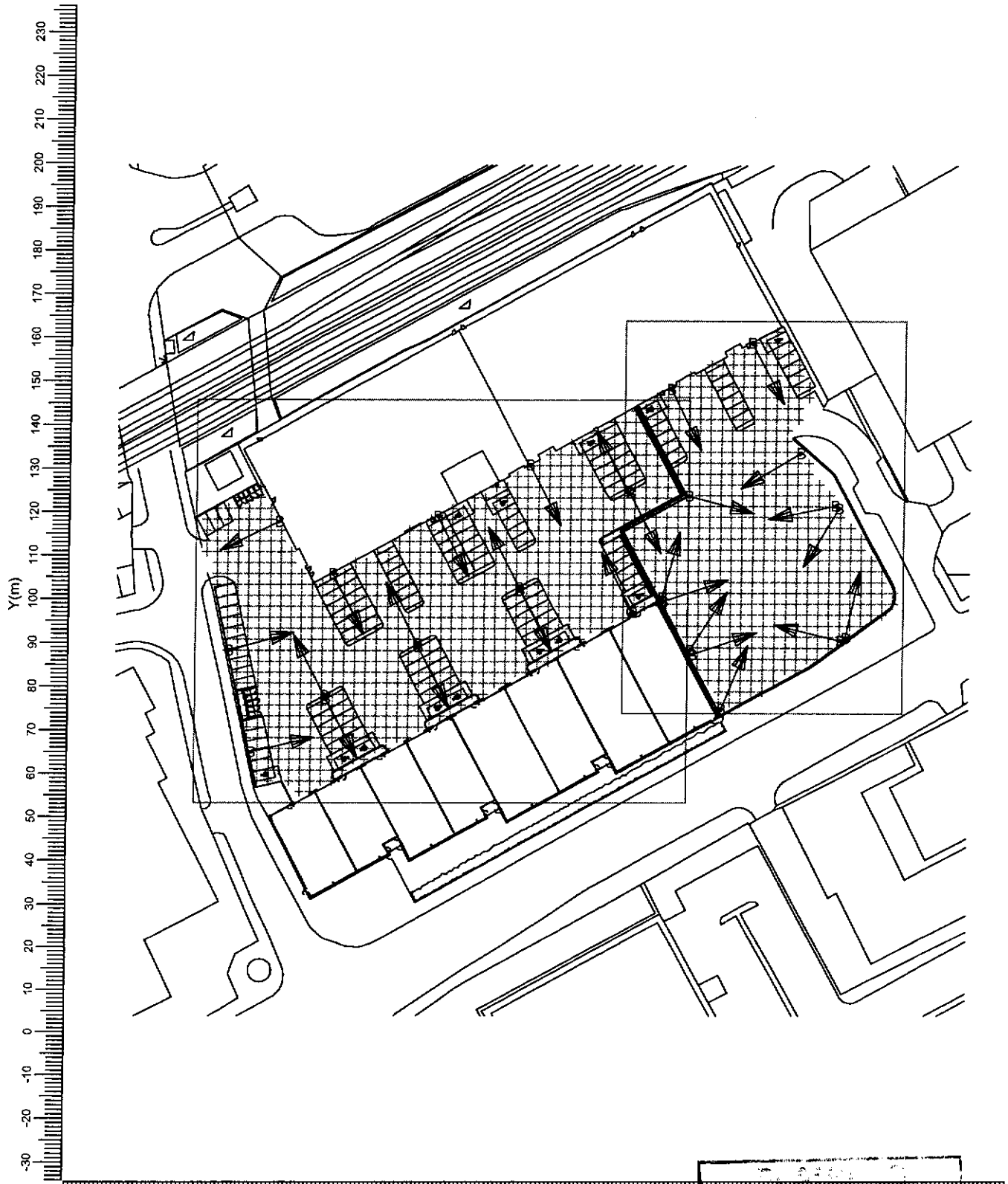

RCD 26 FEB 2008

Scale 1:1250

2. Summary

2.1 General Information

The overall maintenance factor used for this project is 0.83.

2.2 Project Luminaires

Code	Qty	Luminaire Type	Lamp Type	Power (W)	Flux (lm)
B	28	MVP506 A/58.5	1 * CDO-TT150W	161.0	1 * 13500

The total installed power: 4.51 (kWatt)

2.3 Calculation Results

(Il)luminance Calculations:

Calculation	Type	Unit	Ave	Min	Min/Ave
Car Park	Surface Illuminance	lux	23.5	6.3	0.27
External Yard	Surface Illuminance	lux	33.0	7.8	0.24

3. Calculation Results

3.1 Car Park: Iso Contour

Grid : Car Park at Z = 0.00 m
Calculation : Surface Illuminance (lux)



B → MVP506 A/58.5

Average	Minimum	Min/Ave	Project maintenance factor	Scale
23.5	6.3	0.27	0.83	1:750

26 FEB 2008

3.2 External Yard: Iso Contour

Grid : External Yard at Z = 0.00 m
Calculation : Surface Illuminance (lux)

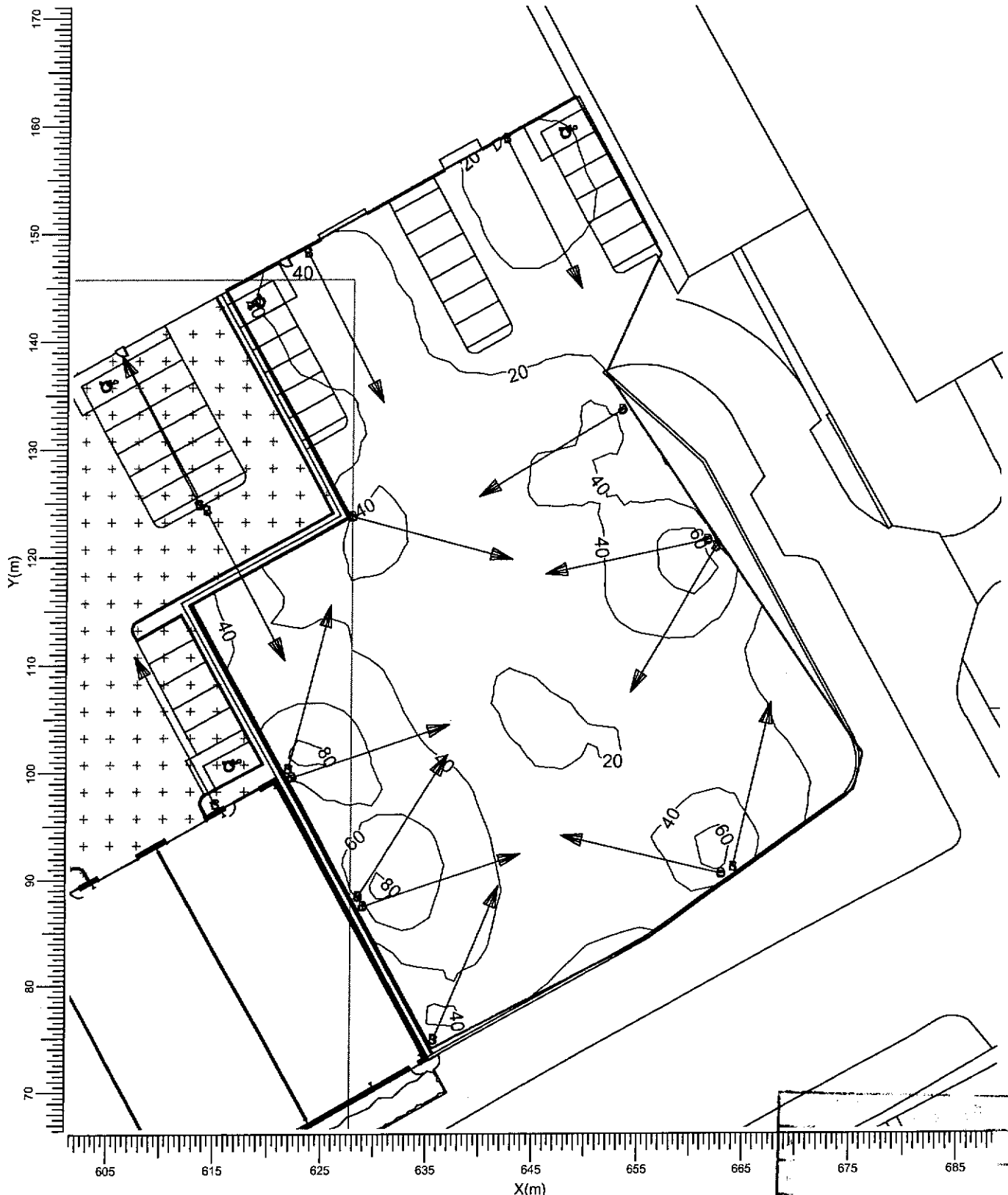

B → MVP506 A/58.5

Average	Minimum	Min/Ave	Project maintenance factor
33.0	7.8	0.24	0.83

Scale 1:500

D 26 FEB 2008
EDUCATION

4. Luminaire Details

4.1 Project Luminaires

MVP506 A/58.5 1xCDO-TT150W/828



Luminous Intensity Diagram (candela/1000 lumen)

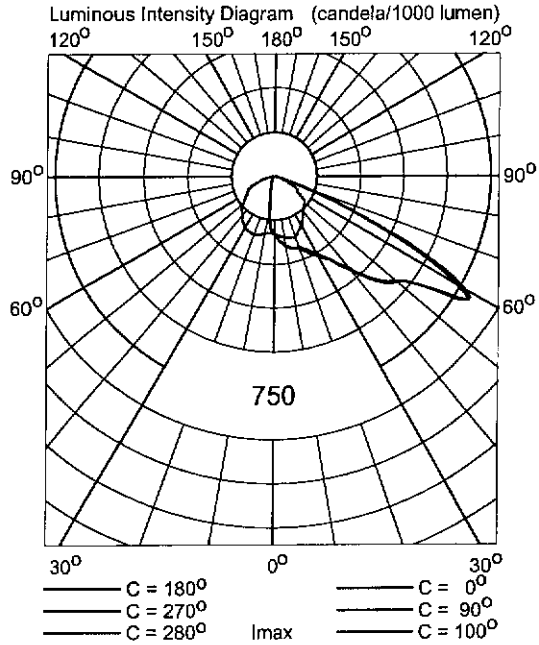

Light output ratios	
DLOR	: 0.79
ULOR	: 0.00
TLOR	: 0.79
Ballast	: Electronic
Lamp flux	: 13500 lm
Luminaire wattage	: 161.0 W
Measurement code	: LVMA428200



Quantum Park

Maintenance Path beside Unit 5

Date:	19-02-2008
Customer:	AEW Manchester
Designer:	Colin Pearce
Description:	Luminaires wall mounted at 3 metres above ground level



The nominal values shown in this report are the result of precision calculations, based upon precisely positioned luminaires in a fixed relationship to each other and to the area under examination. In practice the values may vary due to tolerances on luminaires, luminaire positioning, reflection properties and electrical supply.

Philips Lighting

Fax: 01925 729634
Mobile Phone: 07771 665034
E-Mail: colin.pearce@philips.com

1. Project Description

1.1 Top Project Overview



26 FEB 2008

Scale
1:150

2. Summary

2.1 General Information

The overall maintenance factor used for this project is 0.85.

2.2 Project Luminaires

Code	Qty	Luminaire Type	Lamp Type	Power (W)	Flux (lm)
A	3	FGC113	1 * PL-C/2P18W	25.3	1 * 1200

The total installed power: 0.08 (kWatt)

2.3 Calculation Results

(Il)luminance Calculations:

Calculation	Type	Unit	Ave	Min/Ave	Min/Max
Footpath	Surface Illuminance	lux	6.13	0.16	0.08

3. Calculation Results

3.1 Footpath: Iso Contour

Grid : Footpath at Z = 0.00 m
Calculation : Surface Illuminance (lux)

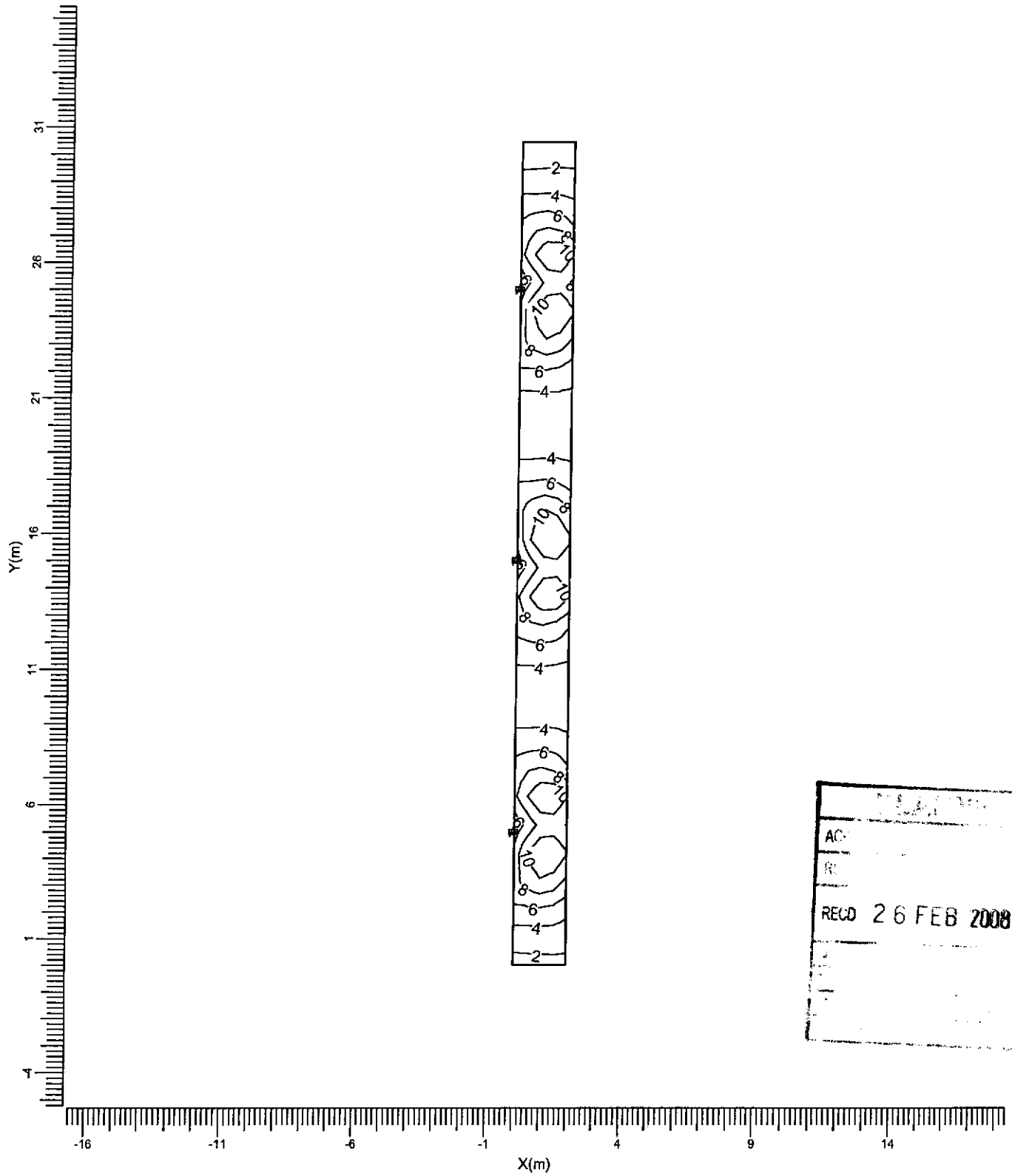

RECD 26 FEB 2008

A ——▷ FGC113

Average	Min/Ave	Min/Max	Project maintenance factor	Scale
6.13	0.16	0.08	0.85	1:200

4. Luminaire Details

4.1 Project Luminaires

FGC113 1xPL-C/2P18W/830



Light output ratios
- DLOR : 0.38
- ULOR : 0.18
- TLOR : 0.56

Ballast : Standard
Lamp flux : 1200 lm
Luminaire wattage : 25.3 W
Measurement code : LVA3021900

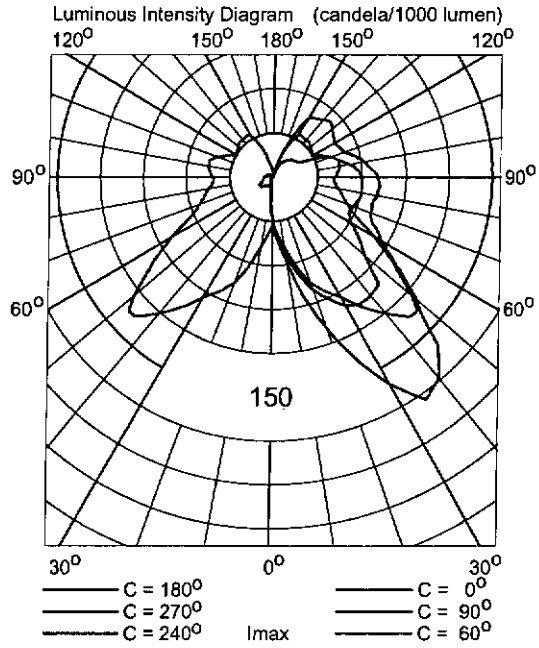

Quantum Park

Concrete Wall Sign Lighting

Date: 12-12-2007
Customer: AEW Manchester

Designer: Colin Pearce

The nominal values shown in this report are the result of precision calculations, based upon precisely positioned luminaires in a fixed relationship to each other and to the area under examination. In practice the values may vary due to tolerances on luminaires, luminaire positioning, reflection properties and electrical supply.

Philips Lighting

Fax: 01925 729634
Mobile Phone: 07771 665034
E-Mail: colin.pearce@philips.com



1. Project Description

1.1 Top Project Overview



26 FEB 2008

Scale
1:125

1.2 Left Project Overview



RECD 26 FEB 2008

Scale
1:25

1.3 Front Project Overview



26 FEB 2008

Scale
1:125

2. Summary

2.1 General Information

The overall maintenance factor used for this project is 0.70.

2.2 Project Luminaires

Code	Qty	Luminaire Type	Lamp Type	Power (W)	Flux (lm)
A	14	BCS716 WB60	24 * LED-LXHL-I-LB/WH	28.8	24 * 45

The total installed power: 0.40 (kWatt)

2.3 Calculation Results

(Il)luminance Calculations:

Calculation	Type	Unit	Ave	Min/Ave	Min/Max
Wall	Surface Illuminance	lux	41.6	0.02	0.01



3. Calculation Results

3.1 Wall: Filled Iso Contour

Grid : Wall at Y = 0.00 m
Calculation : Surface Illuminance (lux)

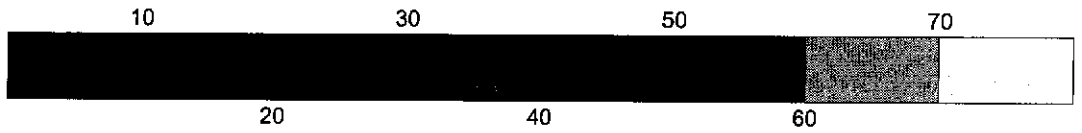

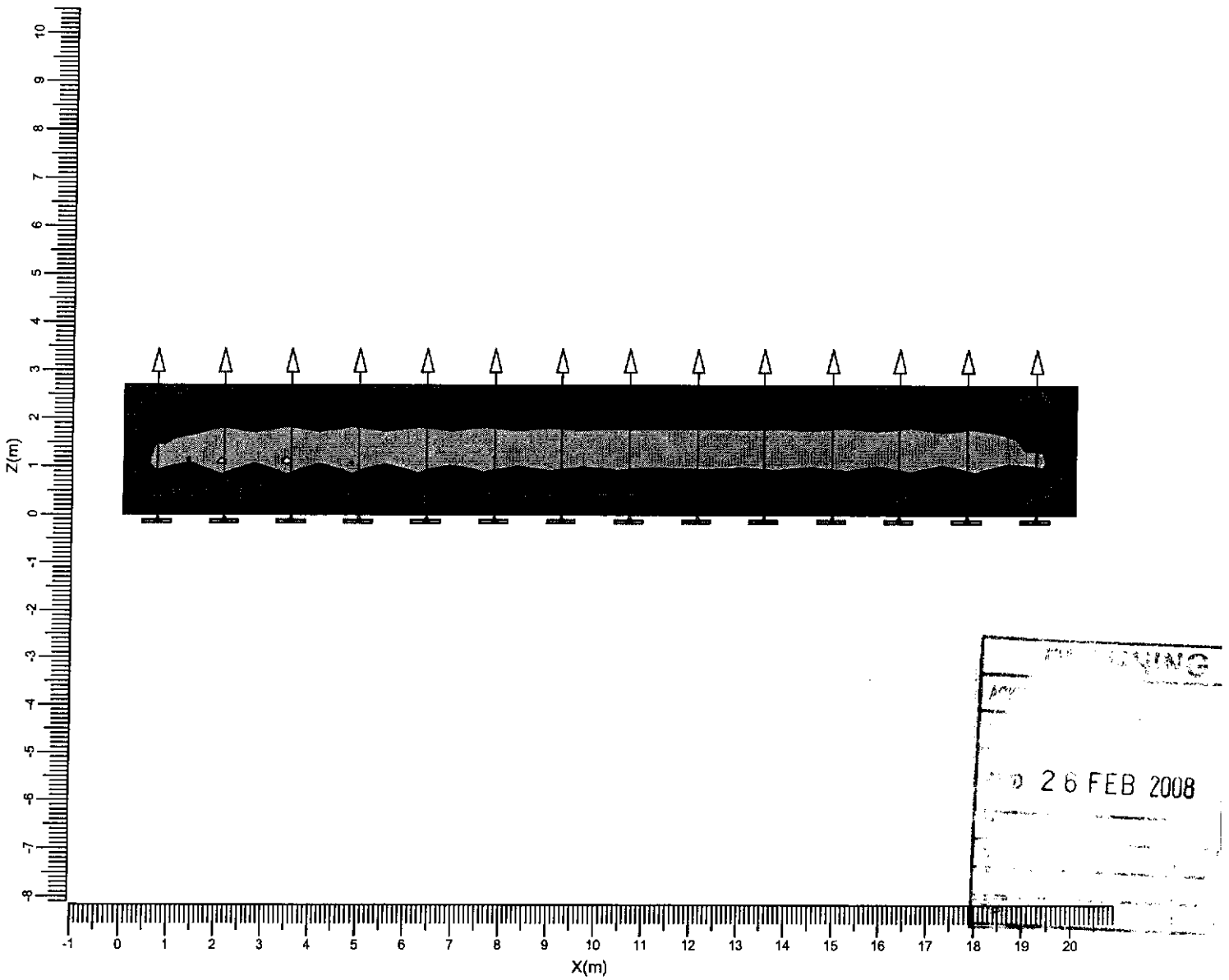

26 FEB 2008

A ——▷ BCS716 WB60

Average	Min/Ave	Min/Max	Project maintenance factor	Scale
41.6	0.02	0.01	0.70	1:125

4. Luminaire Details

4.1 Project Luminaires

BCS716 WB60 24xLED-LXHL-I-LB/WH



Light output ratios

DLOR	: 0.59
ULOR	: 0.00
TLOR	: 0.59
Ballast	: N/A
Lamp flux	: 45 lm
Luminaire wattage	: 28.8 W
Measurement code	: LVM04884XX

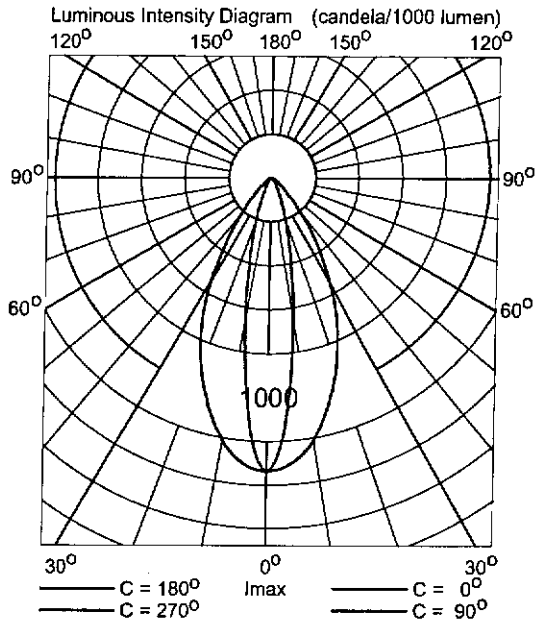

Quantum Park

Unit Sign Lighting

Date: 12-12-2007
Customer: AEW Manchester

Designer: Colin Pearce

The nominal values shown in this report are the result of precision calculations, based upon precisely positioned luminaires in a fixed relationship to each other and to the area under examination. In practice the values may vary due to tolerances on luminaires, luminaire positioning, reflection properties and electrical supply.



Philips Lighting

Fax: 01925 729634
Mobile Phone: 07771 665034
E-Mail: colin.pearce@philips.com

1. Project Description

1.1 Top Project Overview



ACKD
RECD 26 FEB 2008
FOLLOW ON

A ——▷ BCS722 Balcony WB60

Scale
1:25

1.2 Front Project Overview



26 FEB 2008

A ——▷ BCS722 Balcony WB60

Scale
1:25

2. Summary

2.1 General Information

The overall maintenance factor used for this project is 0.70.

2.2 Project Luminaires

Code	Qty	Luminaire Type	Lamp Type	Power (W)	Flux (lm)
A	3	BCS722 Balcony WB60	12 * LED-LXHL-I-LB/WH	14.4	12 * 45

The total installed power: 0.04 (kWatt)

2.3 Calculation Results

(Il)luminance Calculations:

Calculation	Type	Unit	Ave	Min/Ave	Min/Max
Grid	Surface Illuminance	lux	107	0.08	0.03



3. Calculation Results

3.1 Grid: Filled Iso Contour

Grid : Grid at Z = 0.00 m
Calculation : Surface illuminance (lux)





A ——▷ BCS722 Balcony WB60

Average	Min/Ave	Min/Max	Project maintenance factor	Scale
107	0.08	0.03	0.70	1:25

4. Luminaire Details

4.1 Project Luminaires

BCS722 Balcony WB60 12xLED-LXHL-I-LB/WH



Luminous Intensity Diagram (candela/1000 lumen)

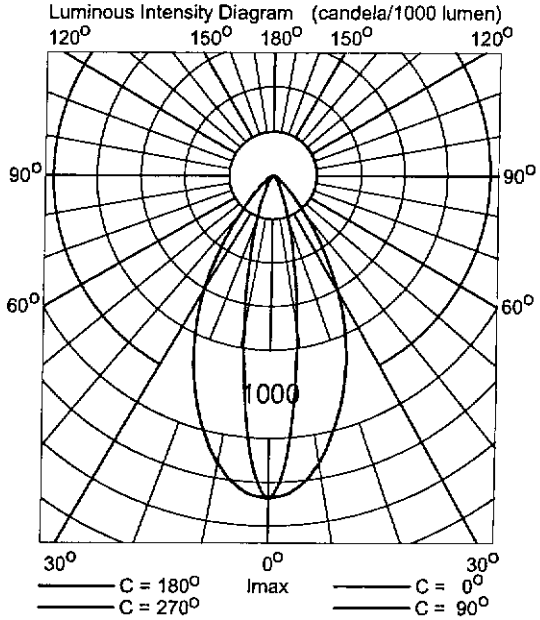

Light output ratios

DLOR	: 0.65
ULOR	: 0.00
TLOR	: 0.65
Ballast	: N/A
Lamp flux	: 45 lm
Luminaire wattage	: 14.4 W
Measurement code	: LVM04884XX

