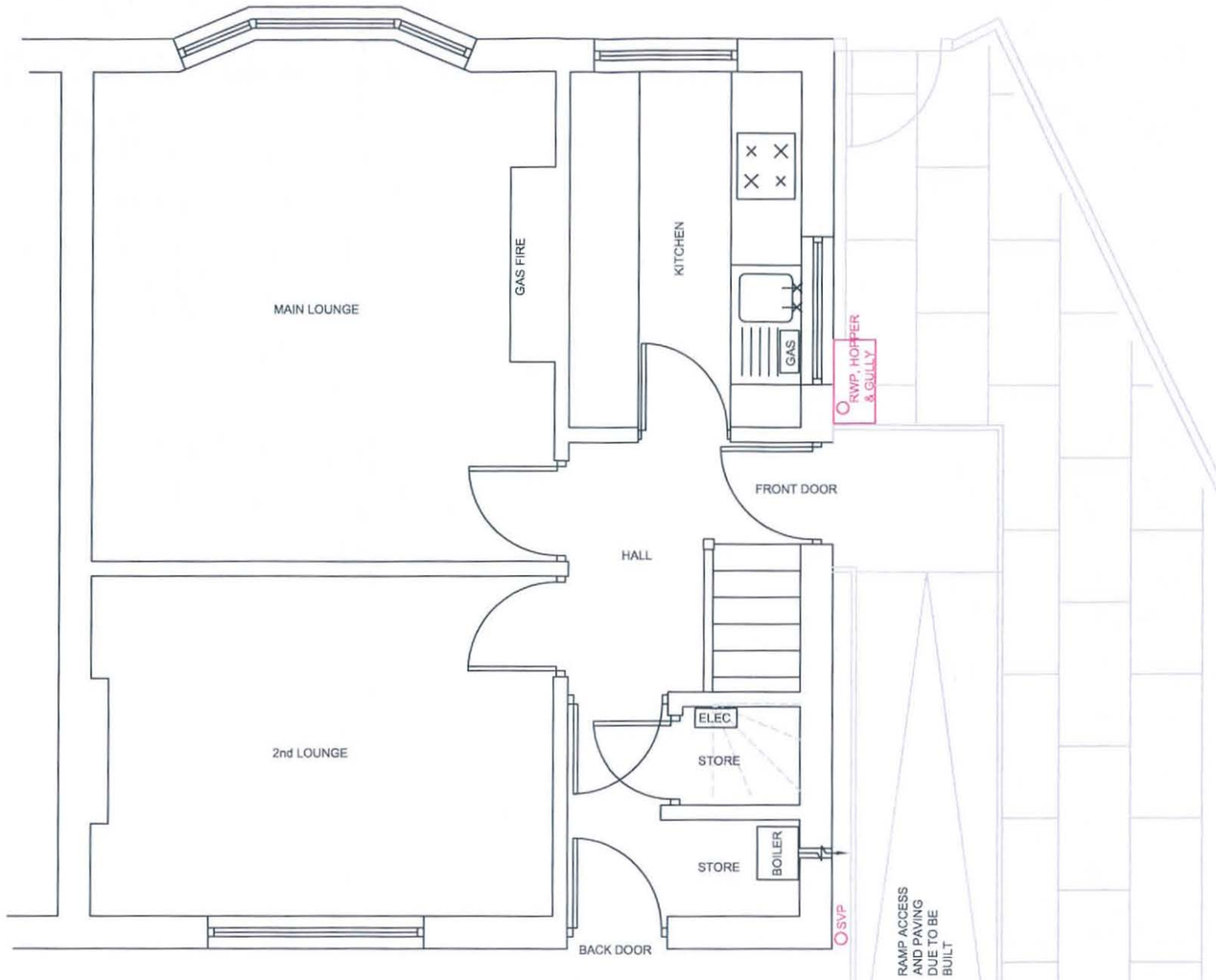

PLANNING AND BUILDING CONTROL
PLANNING AND BUILDING CONTROL
24 JAN 2013
25 JAN 2013

EXISTING

		Drawn By: DP	Project: 9 DUNSLEY AVE MOSTON M40 3NB	MEAP Manchester Equipment & Adaptations Partnership
		Drawing: 121531 / 1		
		Scale: 1:50	**Level 4, Victoria Mill Lwr Vickers St., Miles Platting, Manchester. M40 7LH**	
Rev 1 - FOR TENDER	05/04/11			
Rev 0 - FOR INFORMATION	15/02/11			

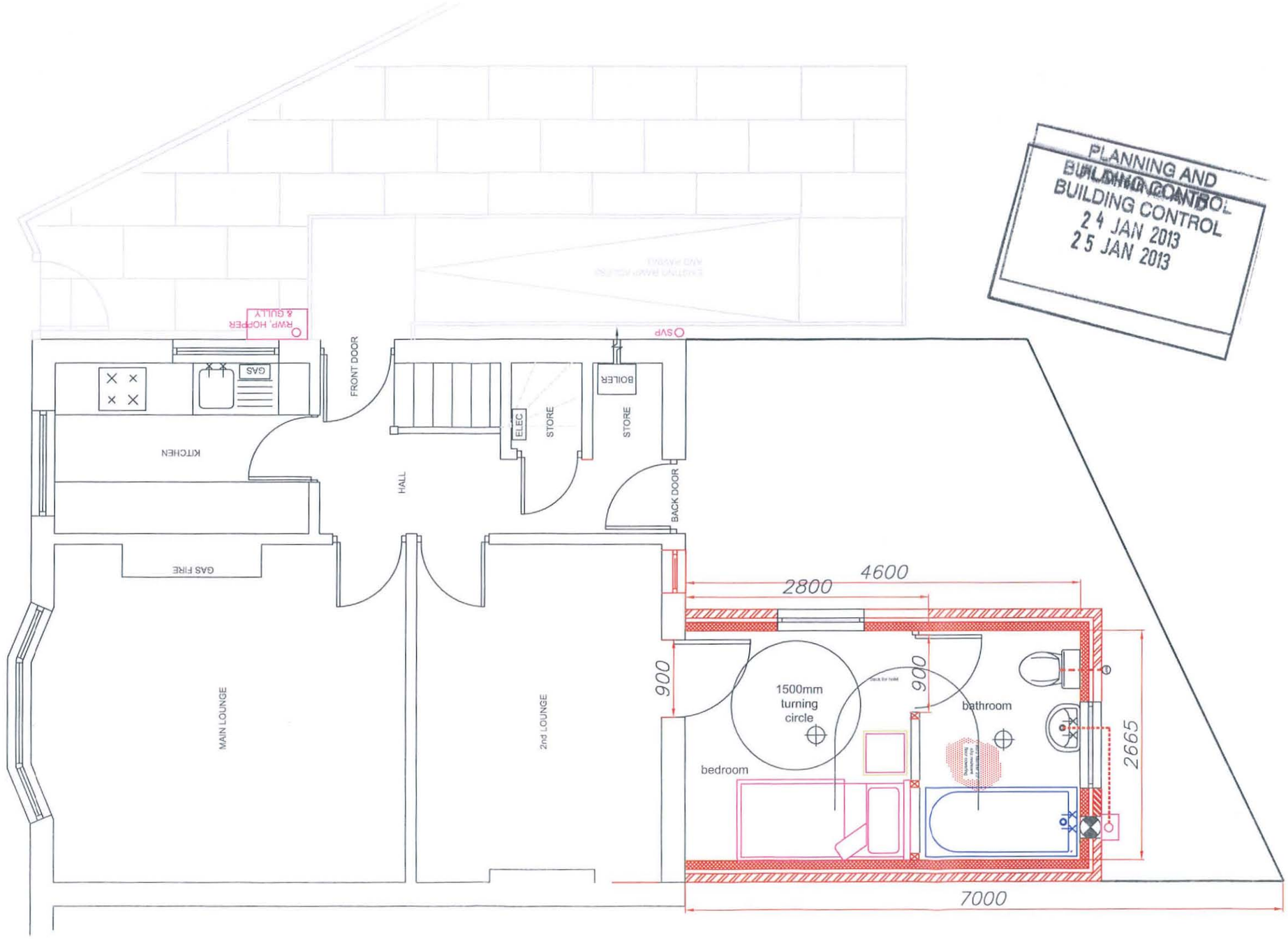

PLANNING AND BUILDING CONTROL
BUILDING CONTROL
24 JAN 2013
25 JAN 2013

		Drawn By: DP	Project:	
		Drawing: 121531/ 2	9 DUNSLEY AVE MOSTON M40 3NB	
		Scale: 1:50	**Level 4, Victoria Mill Lwr Vickers St., Miles Platting, Manchester. M40 7LH**	
Rev 1 - FOR TENDER	05/04/11			
Rev 0 - FOR INFORMATION	15/02/11			

MEAP Manchester Equipment & Adaptations Partnership

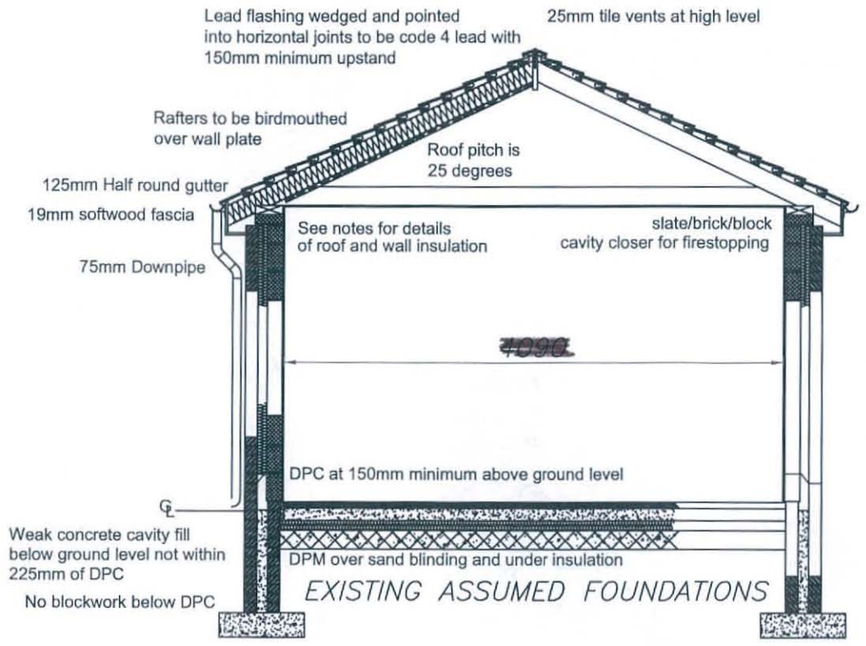

600 x 150 concrete strip foundation to BS 8100
at 750mm minimum below ground level (or to satisfaction of Local Authority)

N.B. ANY TRACK HOISTING SYSTEM WILL BE SUBMITTED UPON A SEPARATE BUILDING NOTICE

PLANNING AND BUILDING CONTROL
BUILDING CONTROL
25 JAN 2013
24 JAN 2013

DRAINAGE

100mm half round gutters fixed to timber fascia boards to run to 75mm downpipe and discharge into gully.
All new SV pipes to be 100mm UPVC and to be 900mm minimum above highest opening with suitable cage cover.
75mm deep seal traps to new WHB and WC and floor drain.
Provide rodding access at base of stack 150mm above ground level. Elsewhere, all new drainage runs shall be roddable.
Other sanitary waste connection to be minimum 200mm above waste connection.
Inspection chambers to be constructed in class 'B' English Bonded Engineering brick on 150mm minimum.
concrete base with cast iron cover. New WC to connect to existing SVP.
All drains to have 1:40 falls on a minimum 150mm bed of pea gravel. Any drainage run through brickwork to be bridged with RC lintel leaving 50mm gap around and be packed with polystyrene.

VENTILATION

Any new bathrooms or WC rooms to have light switch operated safe extra low voltage extract fan Vent-Axia SELV 12 or equal and approved to give air change of 15litres/second and a minimum 15 minute override.

DOORS AND WINDOWS

All openings to have vertical and horizontal insulated DPC's; Knauf Polyfoam Combi Closer or equal and approved. Any new windows and external doors to be supplied and installed by a FENSA registered contractor and in accordance with FENSA regulations. Window glass to be e-glass double glazing with 16mm argon gas filled cavity. Windows to have max. U-value of 1.8 W/m ^{2}/K (where in new extension) and replacement windows to existing dwelling to have max. U-Value of 2.0 W/m ^{2}/K to comply with approved document L1B.
All opening lights to be 1/20th floor area and have trickle vents 8000sq mm and be weather tight to BS6375-1.
All escape windows to have minimum opening 850mm high and 500mm wide with maximum cill height at 800 from finished floor level. In critical areas, safety glazing to conform to BS6206: 1981 to be fitted in doors between finished floor level and 1500mm height and 300mm either side of doors and at 1500mm in height.
All new doorways to have a wheelchair accessible threshold.

ROOF

Roof tiles in colour to match existing as near as possible; to be Marley Modern or equal and approved. Nailed or clipped to 50x25mm battens on sarking felt to BS747
50x200mm pole/wall plates as per section detail
50x150mm rafters at 400mm centres.
50x150mm ceiling joists at 400mm centres.
Ceiling insulation to be laid between and under rafters. Insulation to be Kingspan Thermapitch TP10 zero ODP 150mm thickness (fixed between rafters) and Kingspan Thermawall TW56 zero ODP 30mm thickness (fixed under rafters)
100x75mm wall plate strapped to masonry at 1200mm centres with 1200x30x5mm galvanised steel restraint straps.
Where appropriate, 1200x30x5mm galvanised steel restraint straps to be nailed over min. 3no. rafters at max. 2m centres, with suitably sized noggins under.
Roof to be complete with a ventilated soffit equivalent to a continuous aparture 10mm wide around the entire perimeter.
Any new pitched roof to achieve a maximum U-value of 0.16 W/m ^{2}/K, to comply with approved document L1B.

HEATING

Any pipes passing through unheated and uninsulated space to have 35mm thick factory applied insulation. Extension to heating system to include zonal timing and boiler interlock controls in accordance with approved document L.
Pipes must be insulated to a K Value of not more than 0.045W/mK where within 1 metre of cylinder.

EXTERNAL AND LOADBEARING WALLS

Existing brickwork to be tied in by using connectors and providing pockets to the old brickwork. External walls to be 102mm facing brick, 75mm cavity with
75mm full fill Rockwool Ancon ST1 insulation or equivalent and approved; inner leaf of external walls to be 100mm Tarmac Topblock standard blocks.
Internal face of external walls to be fitted with Lafarge Thermal check K30 plasterboard. All new walls to achieve a maximum U-value of 0.3 W/m ^{2}/K to comply with approved document L1B. All new or enlarged windows, door and access reveals to be bridged over by a suitable insulated Catnic lintel (as specified on approved plan) or equivalent and approved with min. 150mm bearing unless specified otherwise on approved plan.

Stainless steel wall ties staggered at 750 horizontal and 450 vertical centres to BS1243 and double number wall ties around openings.
Provide cavity tray over any item bridging cavity.

INTERNAL WALLS

All internal stud partition walls to be filled with sound insulation quilting

SOLID FLOOR

50mm s/c screed over 100mm concrete slab on floor insulation to be Kingspan Thermafloor TF70 zero ODP 80mm thickness on 1200g visqueen DPM lapped and bonded to DPC, on 12mm sand blinding on 150mm minimum well compacted hardcore. Cavity wall insulation to extend down past DPC level to level of floor insulation.
Perimeter floor slab insulation to be Kingspan Thermawall TW56 zero ODP 30mm thickness fitted to touch floor insulation where floor slab meets external walls.
New floor to achieve a maximum U-value of 0.22 W/m ^{2}/K and comply with approved document L1B.

ELECTRICAL

Smoke detector to be installed in each habitable room and either interlinked with any existing hardwired mains connected system or where none exists, hardwired to mains itself. Remote test switch to be installed.
Sockets and switches to be between 450mm and 1200 AFFL, and to comply with part M 8.3 of the Building Regulations.
All wiring and electrical work to be designed, installed, inspected and tested in accordance with BS7671, IEE 17th edition regulations and Part P of the Building Regulations approved document. Contractor to provide Electrical Completion Certificates and Electrical Test Certificates to comply with the above.
All new luminaires/lamp holders to be fitted with low energy lamps.

GAS INSTALLATIONS

All works within the existing and newbuild property upon gas fired appliances are to be carried out by and self-certified by a Gas Safe registered engineer.

Rev 1 - FOR TENDER	05/04/11
Rev 0 - FOR INFORMATION	15/02/11

Drawn By: DP

Drawing: 121531 / 4

Scale: NTS

Project:

9 DUNSLEY AVE
MOSTON
M40 3NB

Level 4, Victoria Mill
Lwr Vickers St., Miles Platting,
Manchester. M40 7LH

MEAP Manchester Equipment & Adaptations Partnership

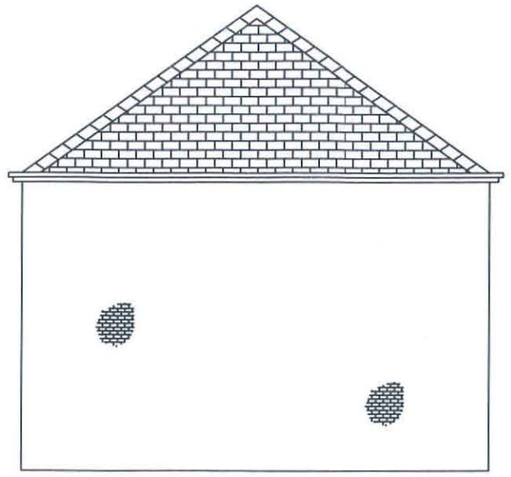

EXISTING SIDE
ELEVATION
(view from No 10)

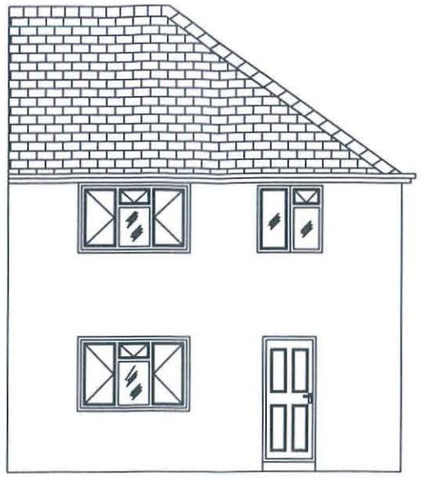

EXISTING REAR
ELEVATION



EXISTING SIDE
ELEVATION

PLANNING AND
BUILDING CONTROL
15 FEB 2013

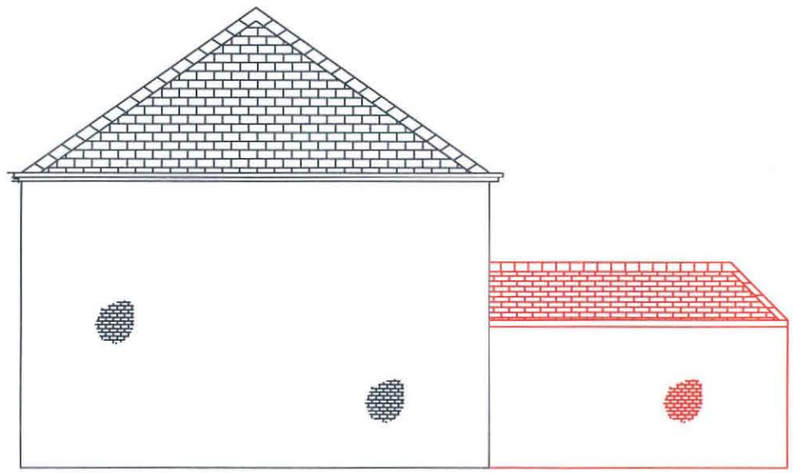

PROPOSED SIDE
ELEVATION
(view from No 10)



PROPOSED REAR
ELEVATION



PROPOSED SIDE
ELEVATION

		Drawn By: DP	Project: 9 DUNSLEY AVE MOSTON M40 3NB	MEAP Manchester Equipment & Adaptations Partnership
		Drawing: 121531 / 3		
		Scale: 1:100	**Level 4, Victoria Mill Lwr Vickers St., Miles Platting, Manchester. M40 7LH**	
Rev 1 - FOR TENDER	05/04/11			
Rev 0 - FOR INFORMATION	15/02/11			