© Copyright: All rights reserved. This drawing must not be reproduced without permission. Do not scale from this drawing. All dimension are in millimetres unless otherwise stated. Any discrepancies should be reported to the Architect.

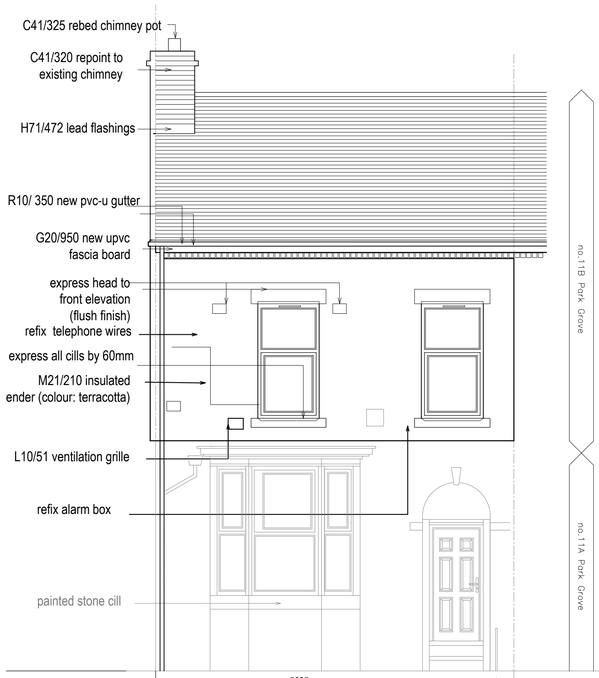

FRONT ELEVATION (A)

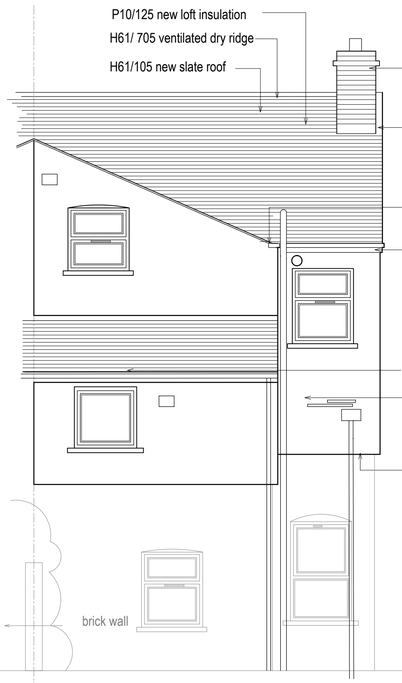

REAR ELEVATION (B)

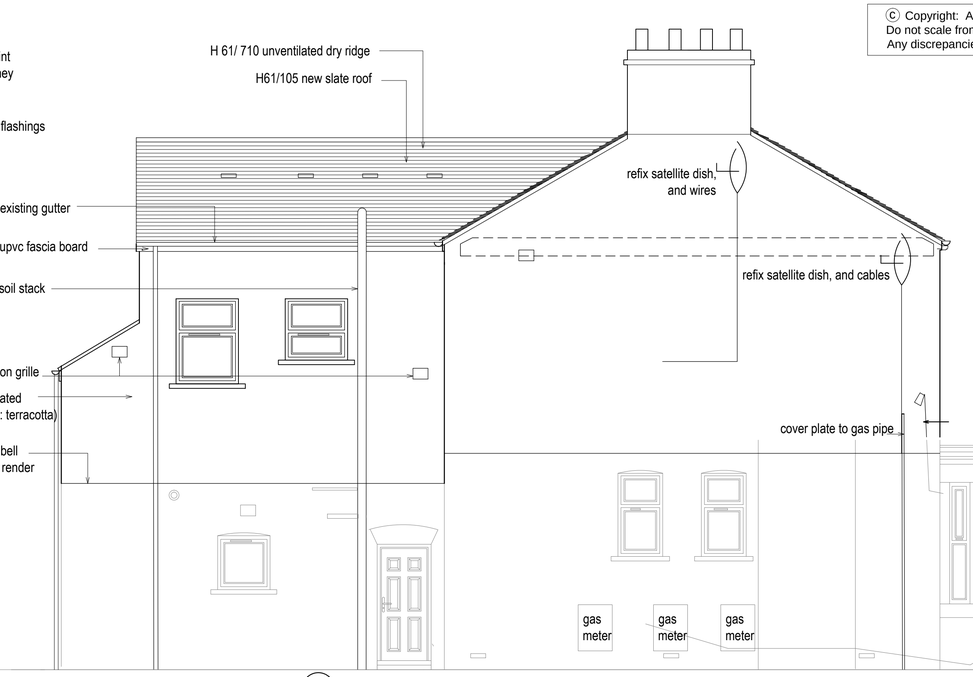

REAR ELEVATION (C)

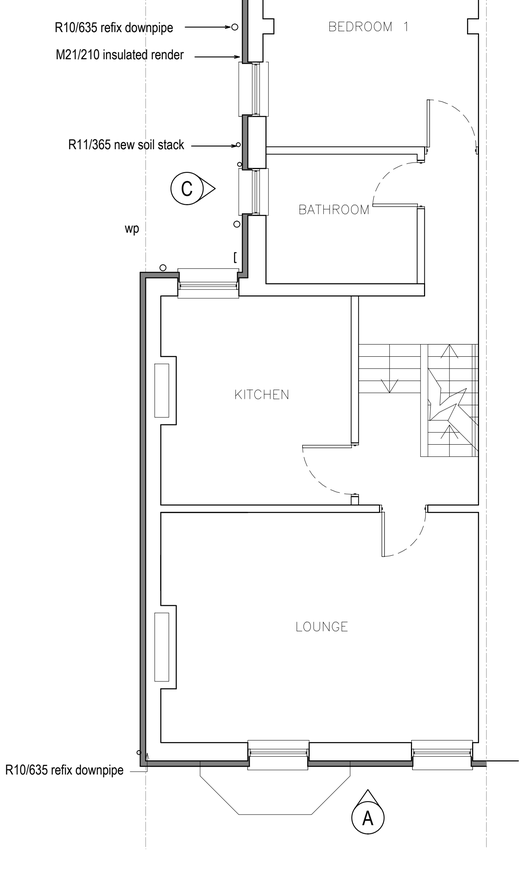

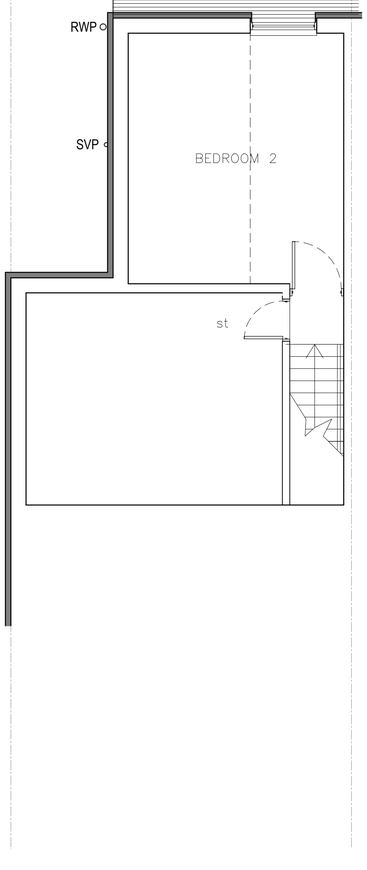

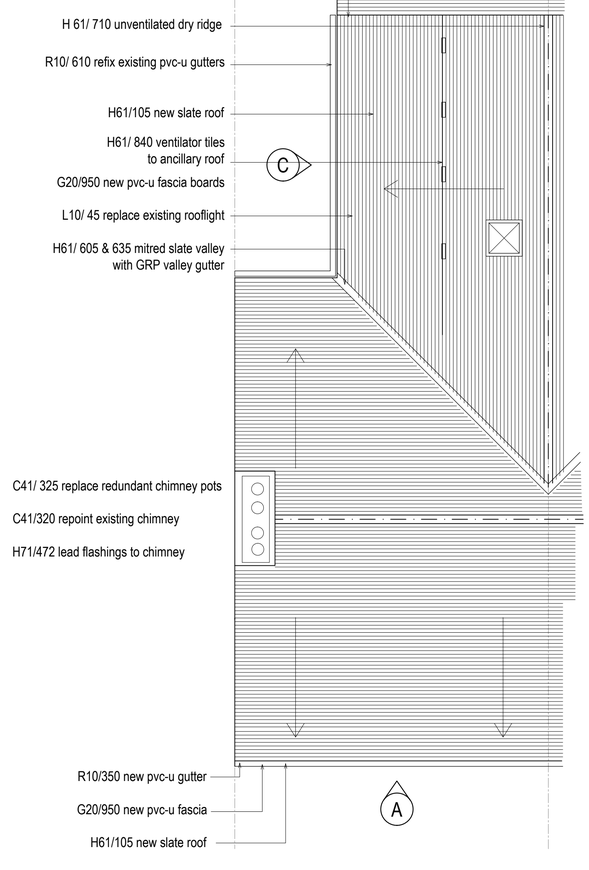

GENERAL NOTES

All work is to be in accordance with Current Building Regulations. relevant British Standards, Codes of Practice and to the approval of the Local Authority.

Figured dimensions are to take preference over those scaled. All dimensions are to be checked on site prior to commencement of work on site.

The Contractor shall be responsible for checking all component references and sizes prior to ordering materials. The manufacturers recommendations with regards to handling, storage, and installation must be strictly adhered to.

The requirements of the Construction (Design and Management) Regulations 1994 will apply to this contract.

The contractor is to visit all properties during the tender process to ascertain the extent of works as described in the tender documents.

CONSTRUCTION NOTES

Previous Works:
The property has been subject to a previous refurbishment contract which included but was not limited to the following:
- Replacement PVC-U doors and windows
- Replacement of soil, waste and rainwater goods to rear.
- Provision of new kitchen and bathroom

Proposed Works:
In general terms, and subject to the full investigation, the works carried out under this contract shall include but not may be limited to the undernoted:

Demolition/Strip Out:
Generally the following works are to be undertaken in as NBS C20:
- Carefully remove, refurbish and store on site for re-use PVC-U rainwater goods to rear
- Remove and dispose of existing PVC-U soil and waste goods to rear elevation (first floor level).
- Remove and dispose of all timber fascias and barge boards
- Carefully remove all satellite dishes, wall brackets, etc to first floor level and store for re-use.
- Carefully remove and dispose of all coverings to main and ancillary roofs (retain front bay roof).
- Temporary removal of fixing brackets for incoming telephone service by service provider.

Damp Proof Course:
Not Applicable

External Wall:
Works to front and rear solid walls shall include the following:
- Repairs and removal of fittings as NBS C41
- Installation of EIF system to first floor level only as NBS M21
- Refixing/reinstating previously removed items (inc incoming telephone service) as NBS M21

Windows/ Doors
- Retain existing UPVC windows.
- Existing stone/brick cills shall be expressed (60mm projection) to front and rear
- Profile of existing stone/brick lintels to window/door heads shall be expressed (flush) to front only

Roof:
- Repairs to roof timbers deemed necessary following survey as NBS C51and C52
- Remedial works to roof as NBS G20
- Installation of eaves and ridge ventilation to main roof as NBS H61
- Installation of ventilator tiles to ancillary roof as NBS M61
- Installation of eaves and abutment ventilation to mono pitch roof as NBS H61
- Replacement of coverings to the main and ancillary roofs NBS H61
- Replacement of timber fascias to front and rear with PVC-U items as NBS G20
- Installation of rooflight as NBS L10

Chimneys:
- Repointing and re-flaunching chimney stacks as NBS C41
- Provision of new new flashing's as NBS H71
- Replacement of redundant/defective chimney pots/terminals as NBS F30
- Rebedding previously replaced chimney pots/vent terminals as NBS F30

Loft Insulation:
- Installation of thermal insulation to the main and ancillary roof spaces as NBS P10

Drainage:
- Replace rainwater goods to front as NBS R10
- Refix existing PVC-U rainwater goods previously removed to rear as NBS R10
- Replace soil &waste goods to rear (soils stacks to full height branches to 1st flr) only as NBS R11
- Amend existing below ground drainage to suit new SVP position as NBS R12

Kitchen:
Not applicable.

Bathroom:
Not applicable

Revision	Description	Date	Drawn	Checked
A	Issued for Planning	28.1.13	SK	DW
	PLANNING			
-	First issue for client comments/approval	21.09.12		DW
	PRELIMINARY ISSUE			

Halliday Meecham Architects Limited
111 Piccadilly, Manchester M1 2HY
t: +44 (0)161 661 5566
f: +44 (0)161 661 5567
e: hma@hallidaymeecham.com
w: www.hallidaymeecham.com

architecture
interior design
space planning
urban planning
project management
planning supervisors

Halliday Meecham

Client:	EASTLANDS HOMES
Project:	Eastlands Homes Miscellaneous Properties
Phase / Location:	External refurbishment
Drawing:	11B Park Grove As Proposed

Scale @ A1	Scale @ A3	Date:	Drawn:	Checked:	Job No.	Drawing No.	Revision
1:50	1:100	10.8.12	SK	DW	4398	(2-) 60	A