Copyright of this drawing is vested in 5plus Architect and it must not be copied or reproduced without written consent.
Dimensions are preferred only and are to be taken from this drawing. DO NOT SCALE OFF THIS DRAWING ... IF IN DOUBT ASK.

All contractors must visit the site and be responsible for taking and checking all dimensions relative to their work. Notes and details are to be advised of any variation between drawings and site conditions.

Dwellings and drawings issued as 'read only' and should not be interrogated for dimensionsal.
All dimensions and levels should be 'read only' from these values stated in text, on the drawings.

KEY PLAN:



RECEIVED
PLANNING SERVICES
05 OCT 2012

REV:	DATE:	DETAILS:
A	19/09/12	Curtain walling unit sizes updated

5plus architects
5th Floor
Grange House
17-27 John Dalton Street
Manchester
M2 6FW
+44 (0)161 834 0552
www.5plusarchitects.com

PROJECT:
35 Fountain Street
Manchester

TITLE:
Fountain Street Elevation (1)
Proposed

SCALE	DATE:	DRAWN:	CHECKED:
1:100@A1	16/07/12	CLH	JB

STATUS:
PLANNING

DRAWING NO: 05036 B1-04-001

REV: A

Copyright of this drawing is vested in 5plus Architect and it must not be copied or reproduced without written consent.
Figured dimensions only are to be taken from this drawing. DO NOT SCALE OFF THIS DRAWING ..... IF IN DOUBT ASK.

All contractors must visit the site and be responsible for taking and showing all dimensions relative to their work. Any discrepancies are to be advised of any variation between drawings and site conditions.

Electronic data/ drawings issued as 'read only' are issued not as interrogation for measurement. All dimensions and levels should be 'read only' from those values stated in text, on the drawings

KEY PLAN:



PLANNING CONTROL
03 OCT 2012

REV:	DATE:	DETAILS:
B	24/09/12	Areas of render indicated.
A	19/09/12	Curtain walling unit sizes updated.

5plus architects
5th Floor
Orange House
17-27 John Dalton Street
Manchester
M2 6FW
+44 (0)161 834 0552
www.5plusarchitects.com

PROJECT:
35 Fountain Street
Manchester

TITLE:
Marble Street Elevation (2)
Title line 02

SCALE	DATE:	DRAWN:	CHECKED:
1:100@A1	02/08/12	CLH	JB

STATUS:
PLANNING

DRAWING NO: 05036 B1-04-002

REV: B

Architecture | Masterplanning | Interiors | Graphics | Branding

Copyright of this drawing is vested in 5plus Architect and it must not be copied or reproduced without written consent.
Figured dimensions only are to be taken from this drawing. DO NOT SCALE OFF THIS DRAWING ..... IF in DOUBT Ask!

All contractors must visit the site and be responsible for taking and chacking all dimensions relative to their work. 5plus architects are to be advised of any variation between drawings and any conditions.

Electronic data drawings issued as 'read only' and should not be interrogated for measurement.
All dimensions and levels should be 'read only' from those values stated in text, on the drawings

KEY PLAN:



PLANNING AND BUILDING CONTROL
09 OCT 2012

REV:	DATE:	DETAILS:

5plus architects
5th Floor
Grange House
17-27 John Dalton Street
Manchester
M2 6FW
+44 (0)161 834 0552
www.5plusarchitects.com

PROJECT:
35 Fountain Street
Manchester

TITLE:
West Mosley Street Elevation (3)
Proposed

SCALE:	DATE:	DRAWN:	CHECKED:
1:100@A1	15/08/12	CLH	JB

STATUS:
PLANNING

DRAWING NO: 05036 B1-04-003

REV:

Copyright of this drawing is vested in 5plus Architect and it must not be copied or reproduced without written consent.
Figured dimensions only are to be taken from this drawing. DO NOT SCALE OFF THIS DRAWING - ... - IF IN DOUBT ASK.

All contractors must visit the site and be responsible for taking and checking all dimensions relative to their work. 5plus architects are to be advised of any variation between drawings and site conditions.

Electronic dxf/dwg drawings issued as 'read only' and should not be interrogated for measurement.
All dimensions and notes should be 'read only' from those values stated in text, on the drawings.

KEY PLAN:

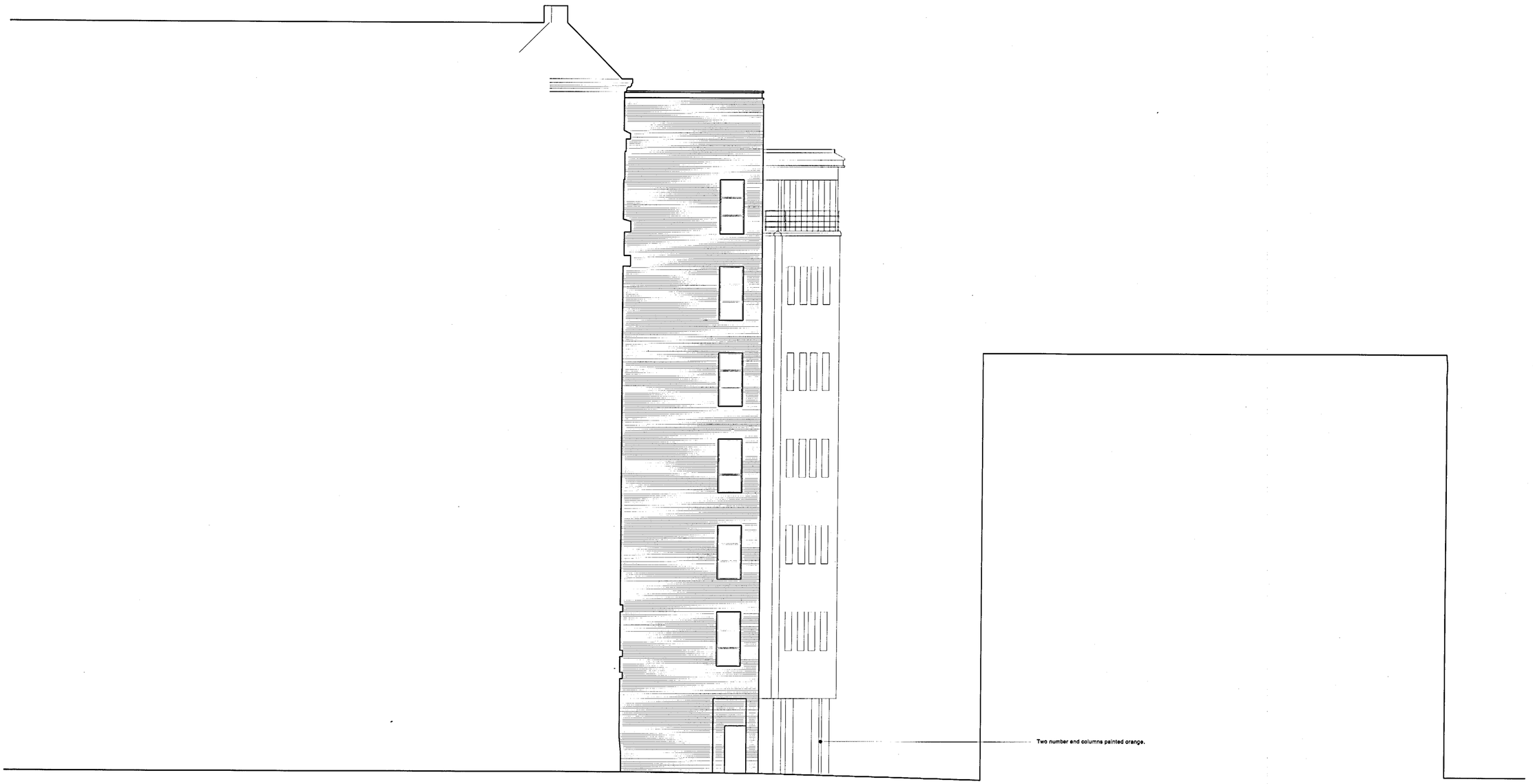

RECEIVED
BOLTON COUNCIL
09 OCT 2012

REV:	DATE:	DETAILS:

5plus architects

5th Floor
Grange House
17-27 John Dalton Street
Manchester
M2 6FW

+44 (0)161 834 0552

www.5plusarchitects.com

PROJECT:
35 Fountain Street
Manchester

TITLE:
York Street Elevation (4)
Proposed

SCALE:	DATE:	DRAWN:	CHECKED:
1:100@A1	16/07/12	CLH	JB

STATUS:
PLANNING

DRAWING NO: 05036 B1-04-004

REV:

Copyright of this drawing is vested in 5plus Architect and it must not be copied or reproduced without written consent.
Figured dimensions only are to be taken from this drawing. DO NOT SCALE OFF THIS DRAWING ... IF IN DOUBT Ask!

All contractors must visit the site and be responsible for taking and checking all dimensions relative to their work. Any discrepancies are to be advised of any variation between drawings and site conditions.

Electronic data/ drawings issued as 'read only' and should not be misinterpreted for measurement. All dimensions and levels should be 'read only' from those values stated in text, on the drawings

KEY PLAN:

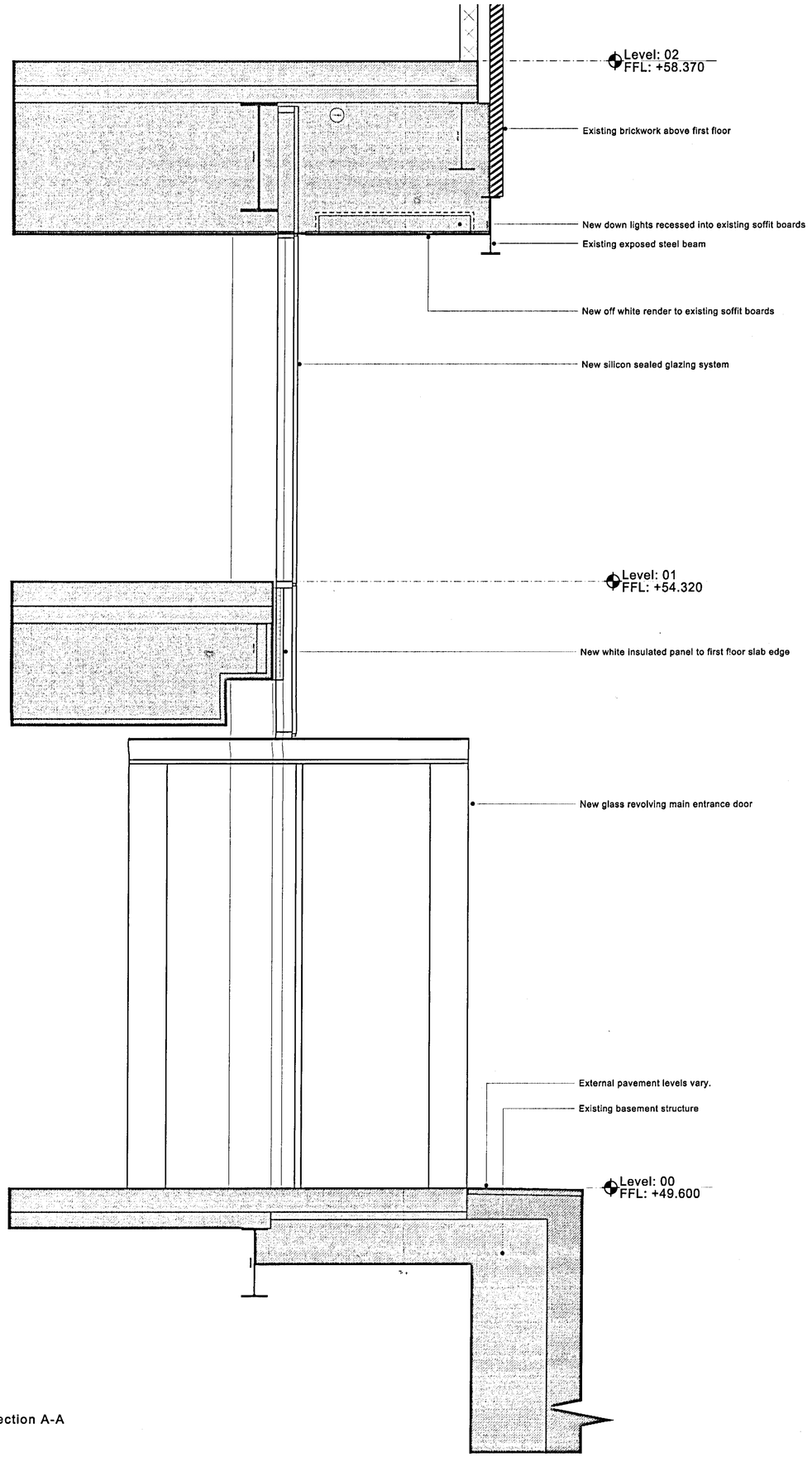

Section A-A

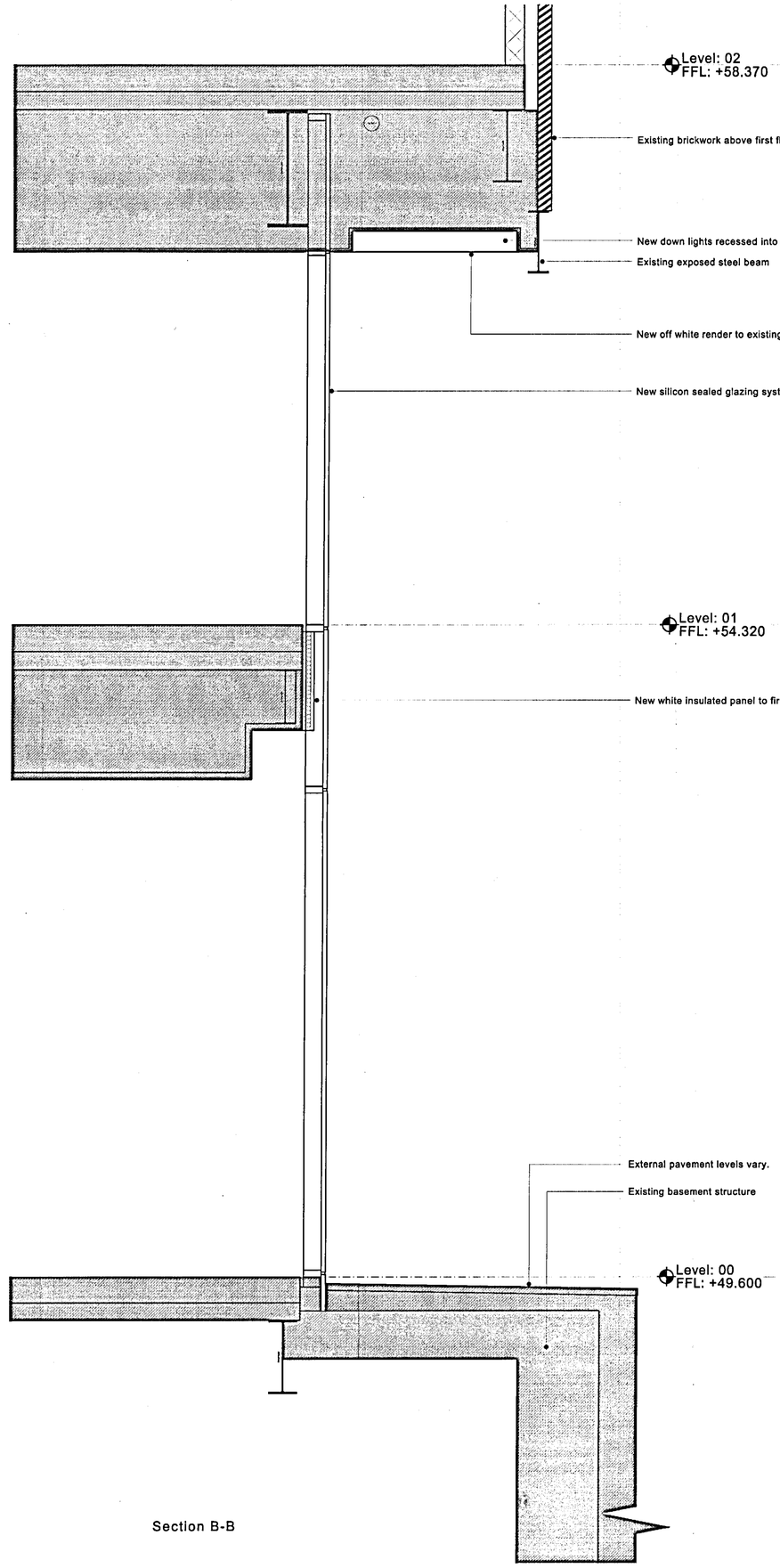

Section B-B

RECEIVED
09 OCT 2012

REV:	DATE:	DETAILS:

5plus architects
5th Floor
Grange House
17-27 John Dalton Street
Manchester
M2 6FW
t:
+44 (0)161 834 0552
www.5plusarchitects.com

PROJECT:
35 Fountain Street
Manchester

TITLE:
Proposed Facade Sections
Sections AA, BB

SCALE:	DATE:	DRAWN:	CHECKED:
1:20 @ A1	08.10.12	CLH	JM

STATUS:
PLANNING

DRAWING NO.: 05036 B1_05_001
REV:

Architecture | Masterplanning | Interiors | Graphics | Branding

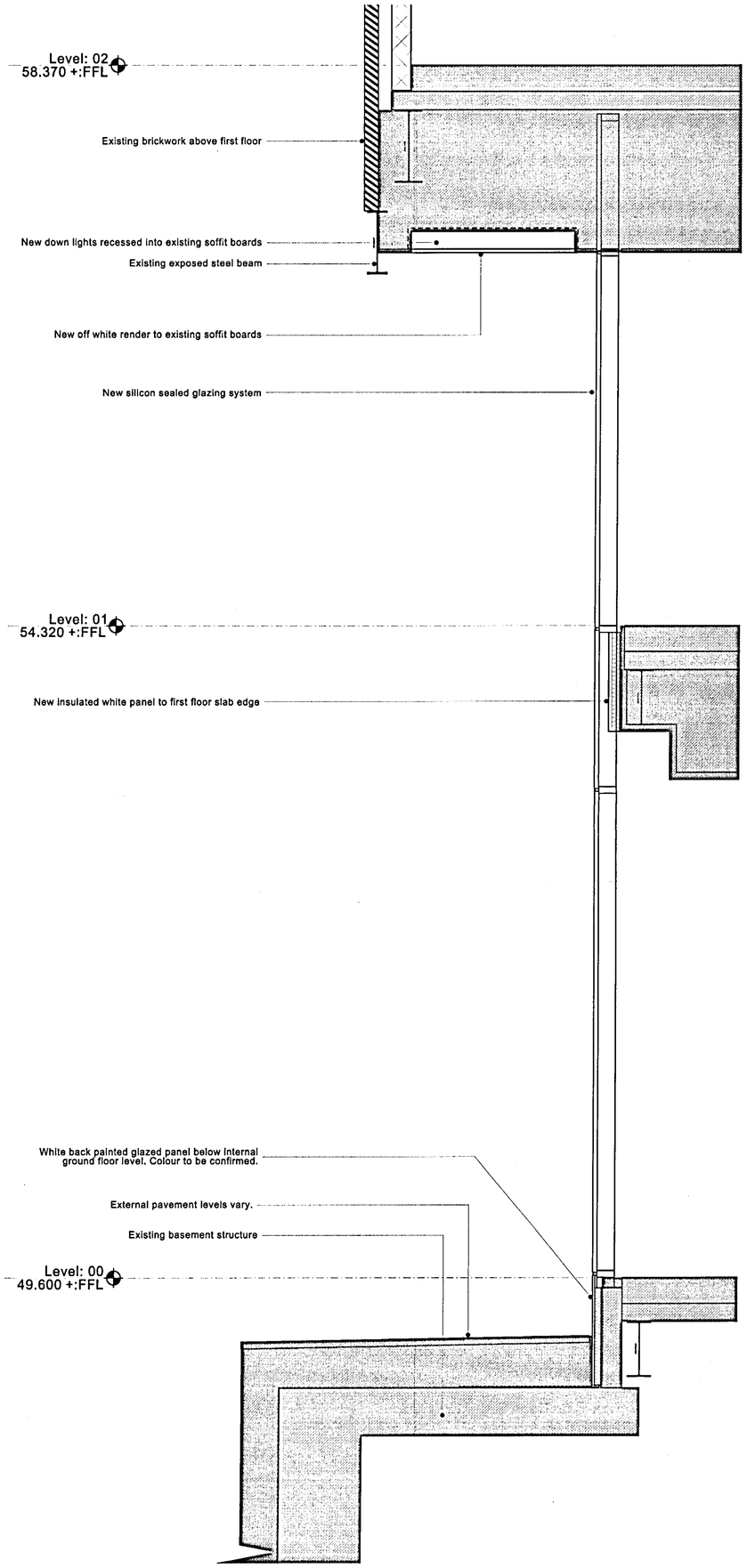

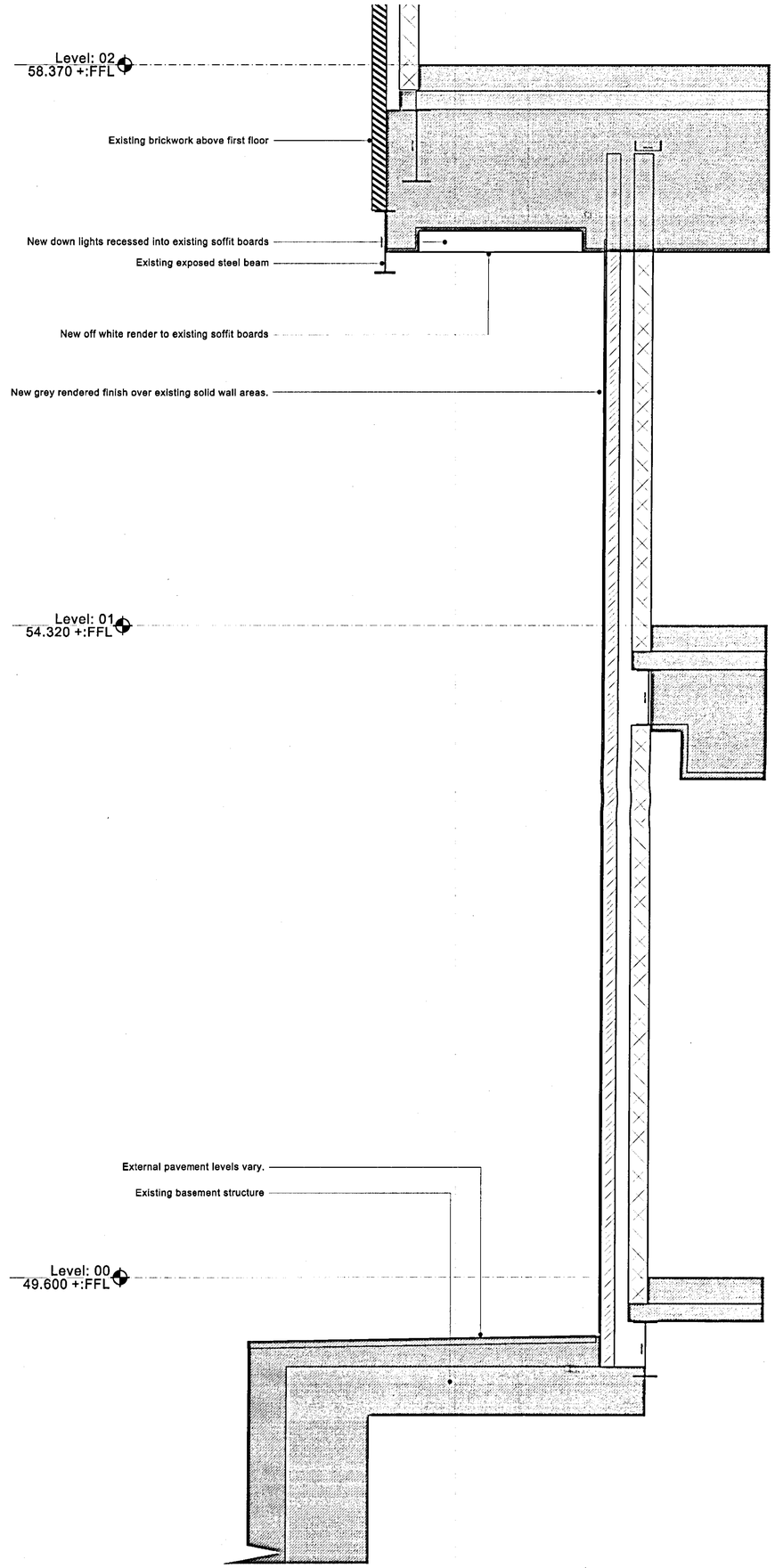

Copyright of this drawing is vested in Sales Architect and it must not be copied or reproduced without written consent. Figured dimensions only are to be taken from this drawing. DO NOT SCALE OFF THIS DRAWING ... IF IN DOUBT ASK.

All contractors must visit the site and be responsible for taking and checking all dimensions relative to their work. Sales architects are to be advised of any variation between drawings and site conditions.

Electronic data/ drawings issued as 'read only' and should not be interrupted for measurement. All dimensions and levels should be 'read only' from those values stated in text, or the drawings.

KEY PLAN:

09 OCT 2012

REV:	DATE:	DETAILS:

5plus architects

5th Floor
Grange House
17-27 John Dalton Street
Manchester
M2 6FW

+44 (0)161 834 0552

www.5plusarchitects.com

PROJECT:
35 Fountain Street
Manchester

TITLE:
Proposed Facade Sections
Section CC, DD

SCALE:	DATE:	DRAWN:	CHECKED:
1:20 @ A1	08.10.12	CLH	JB

STATUS:
PLANNING

DRAWING NO: 05036 B1_05_002

REV:

Architecture | Masterplanning | Interiors | Graphics | Branding

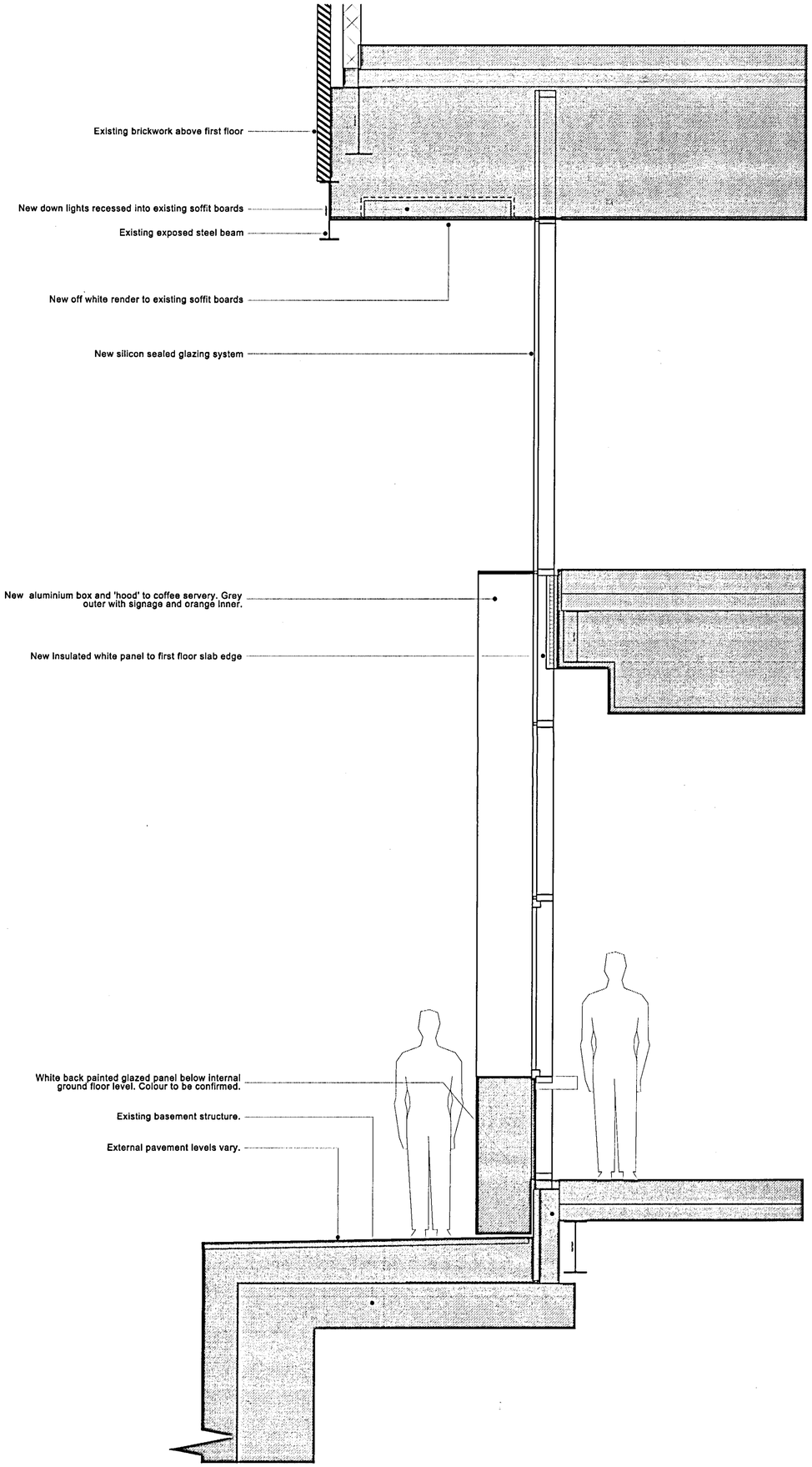

Copyright of this drawing is vested in Splus Architect and it must not be copied or reproduced without written consent. Figured dimensions only are to be taken from this drawing. DO NOT SCALE OFF THIS DRAWING ..... IF IN DOUBT ASK.

All contractors must visit the site and be responsible for taking and checking all dimensions relative to their work. Splus architects are to be advised of any variation between drawings and site conditions.

Structural letter drawings issued as 'read only' and should not be interrupted for measurement. All dimensions and levels should be 'read only' from these values stated in text, on the drawings.

KEY PLAN:

09 OCT 2012

REV:	DATE:	DETAILS:

5plus architects

5th Floor
Grange House
17-27 John Dalton Street
Manchester
M2 6FW

+44 (0)161 834 0552

www.5plusarchitects.com

PROJECT:
35 Fountain Street
Manchester

TITLE:
Proposed Facade Sections
EE,

SCALE	DATE:	DRAWN:	CHECKED:
1:20 @ A1	08.10.12	CLH	JB

STATUS:
PLANNING

DRAWING NO: 05036 B1_05_003

REV:

Architecture | Masterplanning | Interiors | Graphics | Branding

Copyright of this drawing is vested in Sales Architect and it must not be copied or reproduced without written consent.
Figured dimensions only are to be taken from this drawing. DO NOT SCALE OFF THIS DRAWING ..... IF IN DOUBT ASK.

All dimensions must vest the site and be responsible for taking and checking all dimensions relative to these work. Any dimensions are to be advised of any variation between drawings and site dimensions.

Dimensions shown drawings issued to 'Head Lift' and should not be interrupted for measurement.
All dimensions and levels should be taken only from those values stated in text, on this drawings.

KEY PLAN:

No demolitions or alterations required to basement level.

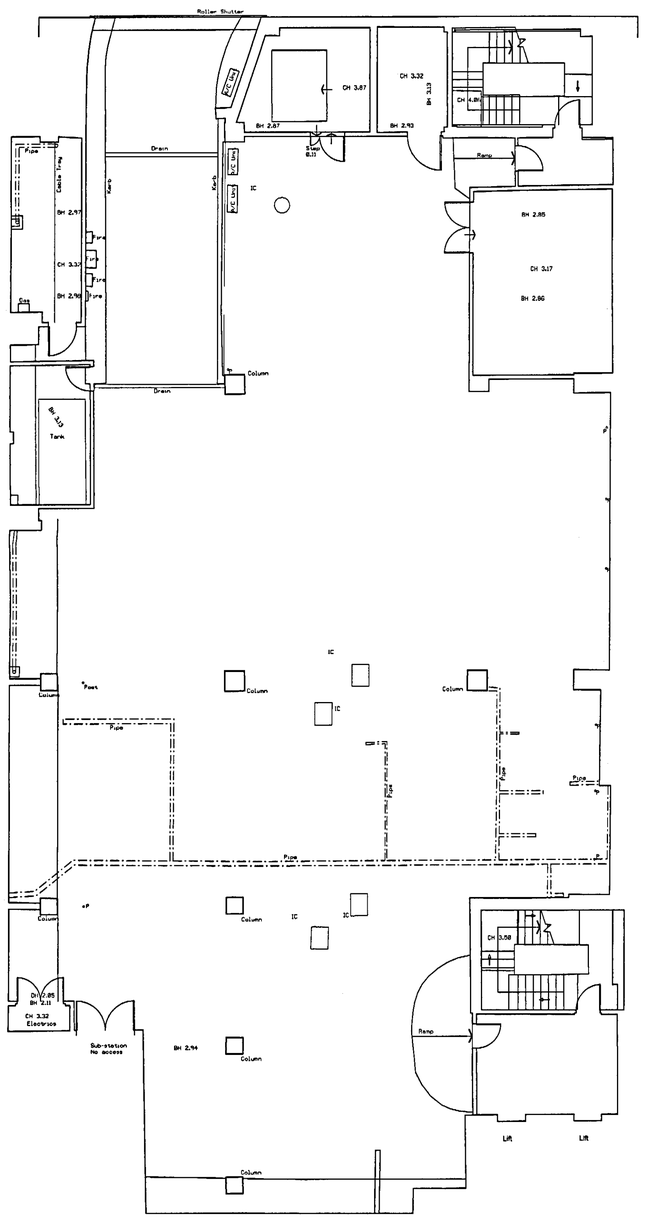

BUILDING CONTROL
09 OCT 2012

REV:	DATE	DETAILS:
A	28/09/12	Note regarding no alterations added to drawing.

5plus architects
5th Floor
Grange House
17-27 John Dalton Street
Manchester
M2 6FW
+44 (0)161 834 0552
www.5plusarchitects.com

PROJECT:
35 Fountain Street
Manchester

TITLE:
Demolitions
Basement Level

SCALE	DATE:	DRAWN:	CHECKED:
1:100 @ A1	09/08/12	CLH	JB

STATUS:
Planning

DRAWING NO: 05036 B1-01-001
REV: A

Architecture | Masterplanning | Interiors | Graphics | Branding

09 OCT 2012
BUILDING CONTROL

Removal of solid areas to Marble Street ground floor and first floor facade to be coordinated with installation of structural elements to ensure continuous stability of external envelope. Refer to Structural Engineers drawings and documents for details.

Open areas of the external envelope must be temporarily and securely sealed providing weather proofing and security to the building until proposed installation of new envelop materials takes place.

Refer to Mechanical and Electrical Engineers drawings and documents for details of scope of building services alterations.

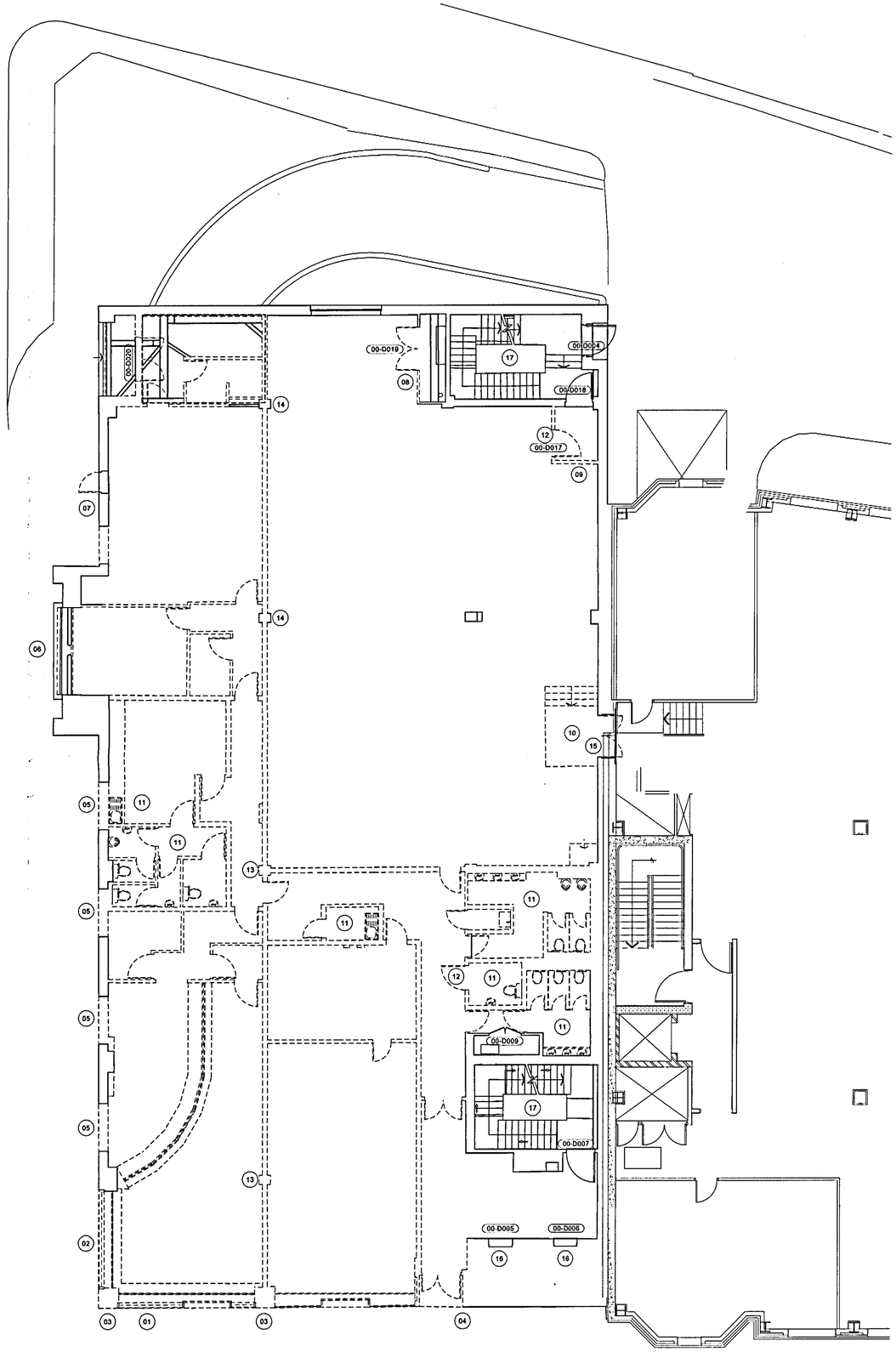

External alterations

01 Remove shopfronts and stone cladding to Fountain Street elevation.

02 Remove shop front and stone cladding to Marble Street elevation

03 Strip back cladding coverings to steel columns to perimeter of Fountain Street elevation. Record size and location and report to Architect.

04 Carefully strip back external cladding by entrance door along side lift shaft. Stone cladding to be carefully and temporarily taken down and cut to suit dimensions on Architects drawing.

05 Carefully break out wall directly below first floor window openings. Stone cladding at either side of opening to be carefully and temporarily taken down and cut to suit dimensions on Architects drawing.

06 Remove film to windows and make good.

07 Remove existing door and block up.

Refer to Architects drawing B1-01-011 Elevation 01 & B1-01-012 Elevation 02 for further details of demolition works to external elevations.

Internal alterations

Generally all walls, doors, column casings etc as indicated in red to be removed. All fixed or loose tenant furniture and fixtures to be removed. All Wall paper to be removed. All walls remaining to be made good.

08 Riser doors to be carefully taken down, resized and finished to suit Architects door schedule. Doors to be suitable stored and protected on site to prevent ware or damage.

09 Escape stair lobby to be resized - remove existing walls. Door to be retained - refer to note 12.

10 Breakout existing stepped access to adjacent property.

11 Remove all sanitaryware, fixtures, fittings and finishes to floor. Remove all partition walls to WC core taking. Drainage drops to be retained in place. Record locations of drainage and cap off where necessary and report to Architect.

12 Doors noted to be carefully taken down, cleaned and prepared as per Architects door schedule. Doors to be suitably stored on site to prevent ware or damage.

13 Remove casing / cladding to steel column.

14 Column encaseing to be made good / replaced as required.

15 Access to adjacent property to be closed up by previous tenant and plastered.

16 Lift car finishes to be suitably protected throughout demolitions and refurbishment works to prevent damage or ware.

17 Stair finishes to be suitably protected throughout demolitions and refurbishment works to prevent damage or ware. Protective coverings must be appropirate for use and secured effectivly.

Copyright of this drawing is vested in Sylus Architect and it must not be copied or reproduced without written consent.
Figured dimensions only are to be taken from this drawing. DO NOT SCALE OFF THIS DRAWING ..... IF IN DOUBT ASK.
All contractors must visit the site and be responsible for taking and checking all dimensions relative to their work. Sylus architects are to be advised of any variation between drawings and site conditions.
Electronic detail drawings issued as 'Next only' and should not be interrogated for measurements.
All dimensions and levels should be 'Next only' from those values stated in text, on the drawings.

KEY PLAN:

BUILDING CONTROL
09 OCT 2012

A 07/10/12 Demolition notes added.

REV:	DATE:	DETAILS:

5plus architects

5th Floor
Grange House
17-27 John Dalton Street
Manchester
M2 6FW

+44 (0)161 834 0552

www.5plusarchitects.com

PROJECT:
35 Fountain Street
Manchester

TITLE:
Demolitions
Ground Floor

SCALE:	DATE:	DRAWN:	CHECKED:
1:100 @ A1	09/08/12	CLH	JB

STATUS:
Planning

DRAWING NO:	REV:
05036 B1-01-002	A

Architecture | Masterplanning | Interiors | Graphics | Branding

Copyright of this drawing is vested in 5plus Architect and it must not be copied or reproduced without written consent.
Figured dimensions only are to be taken from this drawing. DO NOT SCALE OFF THIS DRAWING ..... IF IN DOUBT ASK.

All contractors must visit the site and be responsible for taking and checking all dimensions relative to their work. Same architects are to be advised of any variation between drawings and site conditions.

Electronic data/ drawings issued as 'issue only' and should not be interrogated for measurement.
All dimensions and levels should be 'read only' from those values stated in text, on the drawings

KEY PLAN:

Removal of solid areas to Marble Street ground floor and first floor facade to be coordinated with installation of structural elements to ensure continuous stability of external envelope. Refer to Structural Engineers drawings and documents for details.

Open areas of the external envelope must be temporarily and securely sealed providing weather proofing and security to the building until proposed installation of new envelop materials takes place.

Refer to Mechanical and Electrical Engineers drawings and documents for details of scope of building services alterations.

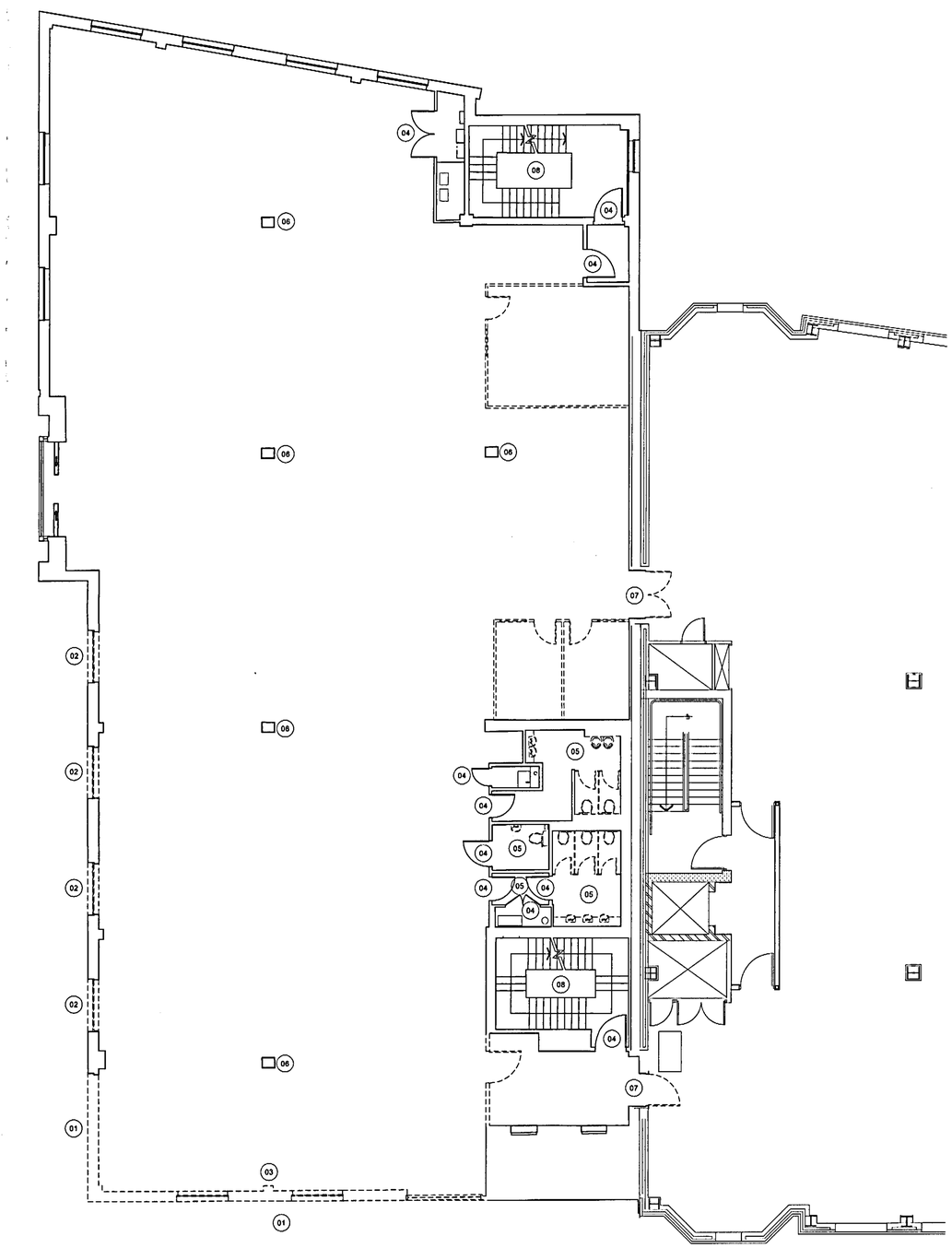

External alterations

01 Remove window units and stone cladding to Fountain and Marble Street elevations.

02 Remove window units to Marble Street elevation and open up below cill level through to ground floor. Stone cladding at either side of opening to be carefully and temporarily taken down and cut to suit dimensions on Architects drawing. Internal finishes repaired and made good around openings.

03 Strip back cladding coverings to steel columns to perimeter of Fountain Street elevation.

Refer to Architects drawing B1-01-011 Elevation 01 & B1-01-012 Elevation 02 for further details of demolition works to external elevations.

Internal alterations

Generally all walls, doors, column casings etc as indicated in red to be removed. All fixed or loose tenant furniture and fixtures to be removed.

04 Doors noted to be carefully taken down, cleaned and prepared as per Architects door schedule. Doors to be suitably stored on site to prevent ware or damage.

05 Remove all sanitaryware, fixtures, fittings and finishes to walls. Walls to be made good and prepared for plastering.

06 Column encaseing to be made good / replaced as required.

07 Access to adjacent property to be closed up by previous tenant and plastered.

08 Stair finishes to be suitably protected throughout demolitions and refurbishment works to prevent damage or ware. Protective coverings must be appropirate for use and secured effectivly.

PLANNING &
BUILDING CONTROL
09 OCT 2012

REV.	DATE:	DETAILS:
A	01/10/12	Demolition notes added.

5plus architects
5th Floor
Grange House
17-27 John Dalton Street
Manchester
M2 6FW
+44 (0)161 834 0552
www.5plusarchitects.com

PROJECT:
35 Fountain Street
Manchester

TITLE:
Demolitions
First Floor

SCALE:	DATE:	DRAWN:	CHECKED:
1:100 @ A1	09/08/12	CLH	JB

STATUS:
Planning

DRAWING NO: 05036 B1-01-003

REV: A

Architecture | Masterplanning | Interiors | Graphics | Branding

Copyright of this drawing is vested in 5plus Architect and it must not be copied or reproduced without written consent. Figured dimensions only are to be taken from this drawing. DO NOT SCALE OFF THIS DRAWING ..... IF in DOUBT ASK

All contractors must visit the site and be responsible for taking and checking all dimensions relative to their work. 5plus architects are to be advised of any variation between drawings and site conditions.

Electronic data/ drawings issued as 'read only' are should not be interrogated for measurement. All dimensions and levels should be 'read only' from those values stated in text, on the drawings

KEY PLAN:

Removal of solid areas to Marble Street ground floor and first floor facade to be coordinated with installation of structural elements to ensure continuous stability of external envelope. Refer to Structural Engineers drawings and documents for details.

Open areas of the external envelope must be temporarily and securely sealed providing weather proofing and security to the building until proposed installation of new envelop materials takes place.

Refer to Mechanical and Electrical Engineers drawings and documents for details of scope of building services alterations.

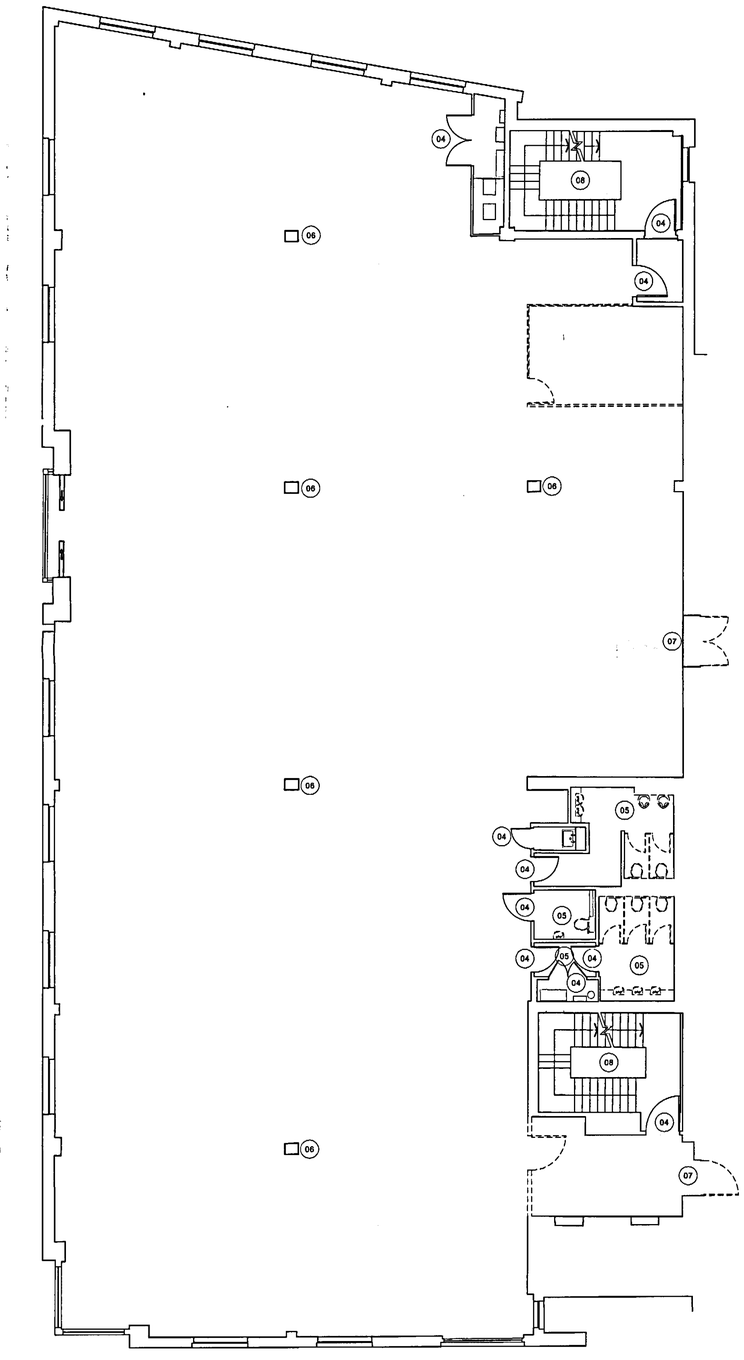

Internal alterations

Generally all walls, doors, column casings etc as indicated in red to be removed. All fixed or loose tenant furniture and fixtures to be removed.

(04) Doors noted to be carefully taken down, cleaned and prepared as per Architects door schedule. Doors to be suitably stored on site to prevent ware or damage.

(05) Remove all sanitaryware, fixtures, fittings and finishes to walls. Walls to be made good and prepared for plastering.

(06) Column encaseing to be made good / replaced as required.

(07) Access to adjacent property to be closed up by previous tenant and plastered.

(08) Stair finishes to be suitably protected throughout demolitions and refurbishment works to prevent damage or ware. Protective coverings must be appropirate for use and secured effectivly.

PLANNING AND BUILDING CONTROL
09 OCT 2012

REV	DATE:	DETAILS:
A	01/10/12	Demolition notes added.

5plus architects
5th Floor
Grange House
17-27 John Dalton Street
Manchester
M2 6FW
+44 (0)161 834 0552
www.5plusarchitects.com

PROJECT:
35 Fountain Street
Manchester

TITLE:
Demolitions
Second Floor

SCALE:	DATE:	DRAWN:	CHECKED:
1:100 @ A1	09/08/12	CLH	JB

STATUS:
Planning

DRAWING NO: 05036 B1-01-004

REV: A

Architecture | Masterplanning | Interiors | Graphics | Branding

Copyright of this drawing is vested in 5plus Architect and it must not be copied or reproduced without written consent.
Figured dimensions only are to be taken from this drawing. DO NOT SCALE OFF THIS DRAWING ..... IF IN DOUBT ASK!

All contractors must visit the site and be responsible for taking and checking all dimensions relative to their work. Any discrepancy are to be advised of any variation between drawings and site conditions.

Electronic data/ drawings issued as "read only" and should not be interrogated for measurement. All dimensions are known should be "read only" from these names stated in text, on the drawings.

KEY PLAN:

Removal of solid areas to Marble Street ground floor and first floor facade to be coordinated with installation of structural elements to ensure continuous stability of external envelope. Refer to Structural Engineers drawings and documents for details.

Open areas of the external envelope must be temporarily and securely sealed providing weather proofing and security to the building until proposed installation of new envelop materials takes place.

Refer to Mechanical and Electrical Engineers drawings and documents for details of scope of building services alterations.

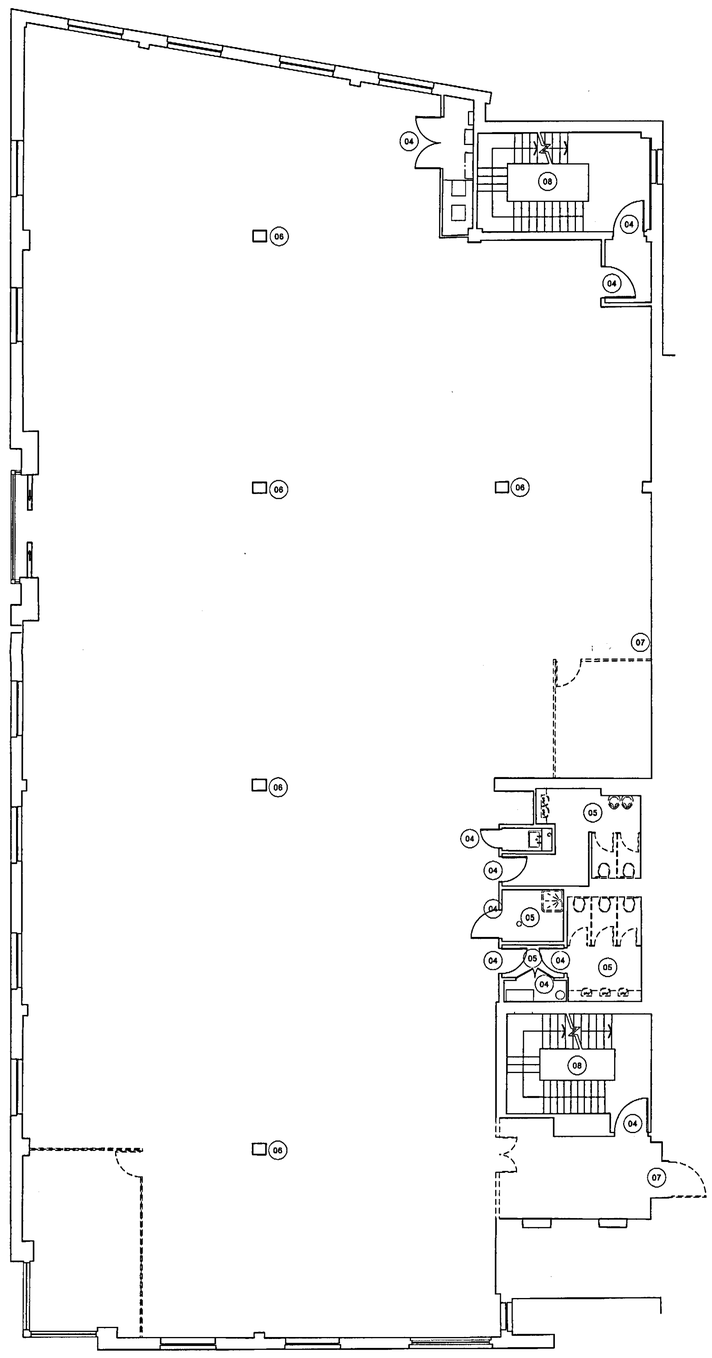

Internal alterations

Generally all walls, doors, column casings etc as indicated in red to be removed. All fixed or loose tenant furniture and fixtures to be removed.

04 Doors noted to be carefully taken down, cleaned and prepared as per Architects door schedule. Doors to be suitably stored on site to prevent ware or damage.

05 Remove all sanitaryware, fixtures, fittings and finishes to walls. Walls to be made good and prepared for plastering.

06 Column encaseing to be made good / replaced as required.

07 Access to adjacent property to be closed up by previous tenant and plastered.

08 Stair finishes to be suitably protected throughout demolitions and refurbishment works to prevent damage or ware. Protective coverings must be appropirate for use and secured effectivly.

PLANNING AND BUILDING CONTROL
09 OCT 2012

REV.	DATE:	DETAILS:

5th Floor
Grange House
17-27 John Dalton Street
Manchester
M2 6FW
+44 (0)161 834 0552
www.5plusarchitects.com

5plus architects

PROJECT:
35 Fountain Street
Manchester

TITLE:
Demolitions
Third Floor

SCALE	DATE:	DRAWN:	CHECKED:
1:100 @ A1	09/08/12	CLH	JB

STATUS:
Planning

DRAWING NO: 05036 B1-01-005

REV:

Copyright of this drawing is vested in Sykes Architect and it must not be copied or reproduced without written consent.
Figured dimensions only are to be taken from this drawing. DO NOT SCALE OFF THIS DRAWING ..... IF IN DOUBT ASK!

All contractors must visit the site and be responsible for taking and checking all dimensions relative to their work. Sykes architects are to be advised of any variation between drawings and site conditions.

Electronic data/ drawings issued as 'read only' and should not be interrogated for measurement.
All dimensions and levels should be 'read only' from these issues stated in text, on the drawings.

KEY PLAN:

Removal of solid areas to Marble Street ground floor and first floor facade to be coordinated with installation of structural elements to ensure continuous stability of external envelope. Refer to Structural Engineers drawings and documents for details.

Open areas of the external envelope must be temporarily and securely sealed providing weather proofing and security to the building until proposed installation of new envelop materials takes place.

Refer to Mechanical and Electrical Engineers drawings and documents for details of scope of building services alterations.

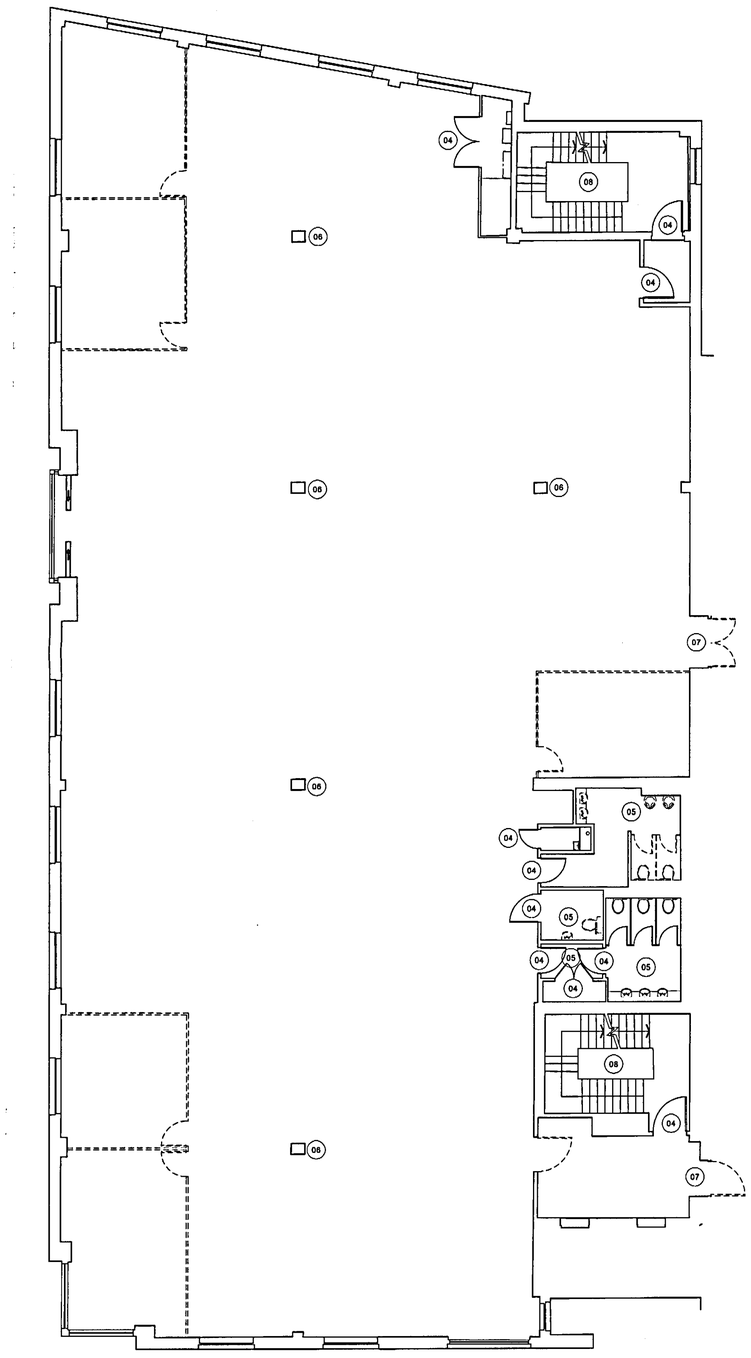

Internal alterations

Generally all walls, doors, column casings etc as indicated in red to be removed. All fixed or loose tenant furniture and fixtures to be removed.

04 Doors noted to be carefully taken down, cleaned and prepared as per Architects door schedule. Doors to be suitably stored on site to prevent ware or damage.

05 Remove all sanitaryware, fixtures, fittings and finishes to walls. Walls to be made good and prepared for plastering.

06 Column encaseing to be made good / replaced as required.

07 Access to adjacent property to be closed up by previous tenant and plastered.

08 Stair finishes to be suitably protected throughout demolitions and refurbishment works to prevent damage or ware. Protective coverings must be appropirate for use and secured effectivly.

PLANNING AND BUILDING CONTROL
09 OCT 2012

REV:	DATE:	DETAILS:

5plus architects
5th Floor
Grange House
17-27 John Dalton Street
Manchester
M2 6FW
+44 (0)161 834 0552
www.5plusarchitects.com

PROJECT:
35 Fountain Street
Manchester

TITLE:
Demolitions
Fourth Floor

SCALE:	DATE:	DRAWN:	CHECKED:
1:100 @ A1	09/08/12	CLH	JB

STATUS:
Planning

DRAWING NO: 05036 B1-01-006

REV:

Copyright of this drawing is vested in Sykes Architect and it must not be copied or reproduced without written consent.
Figured dimensions only are to be taken from this drawing. DO NOT SCALE OFF THIS DRAWING ..... IF IN DOUBT ASK
All contractors must visit the site and be responsible for taking and checking all dimensions relative to their work. Sykes architects are to be advised of any variation between drawings and site conditions.
Electronic data/ drawings issued as 'read only' and should not be interrogated for measurement
All dimensions and levels should be 'read only' from these views stated in text, on the drawings

KEY PLAN

Removal of solid areas to Marble Street ground floor and first floor facade to be coordinated with installation of structural elements to ensure continuous stability of external envelope. Refer to Structural Engineers drawings and documents for details.

Open areas of the external envelope must be temporarily and securely sealed providing weather proofing and security to the building until proposed installation of new envelop materials takes place.

Refer to Mechanical and Electrical Engineers drawings and documents for details of scope of building services alterations.

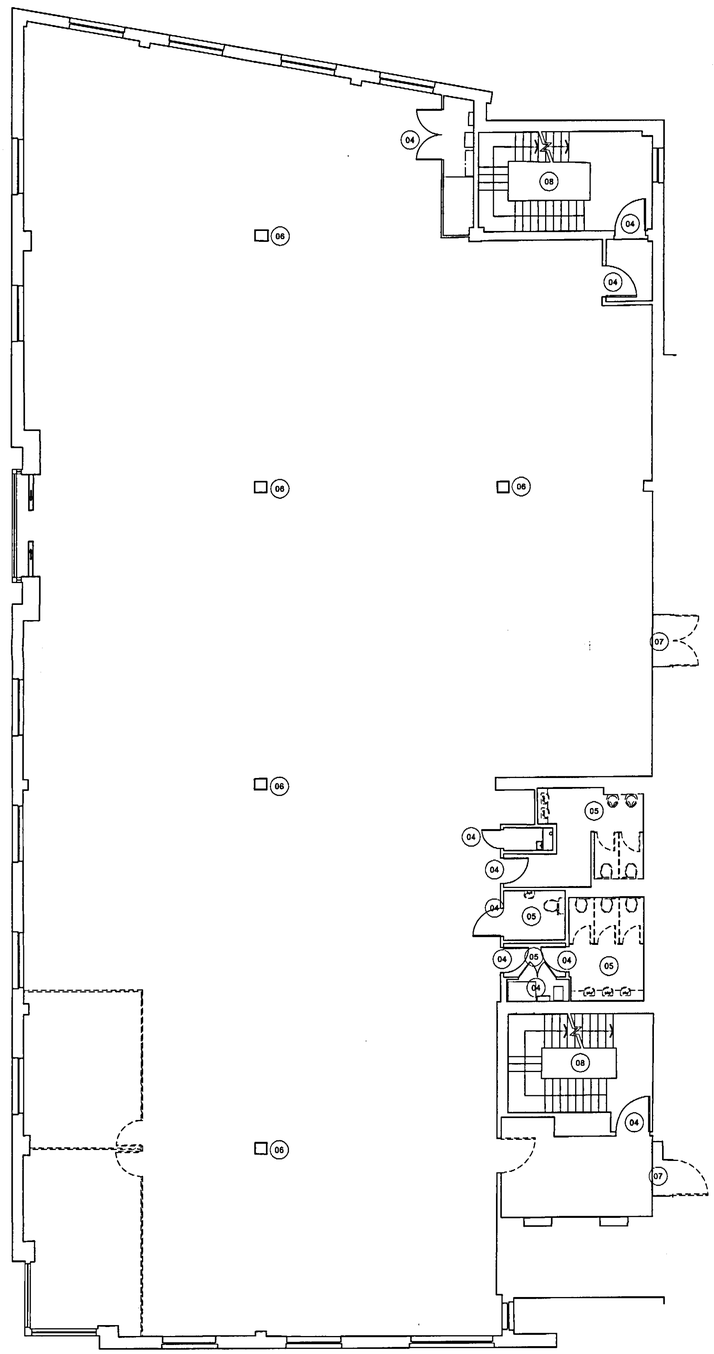

Internal alterations

Generally all walls, doors, column casings etc as indicated in red to be removed. All fixed or loose tenant furniture and fixtures to be removed.

(04) Doors noted to be carefully taken down, cleaned and prepared as per Architects door schedule. Doors to be suitably stored on site to prevent ware or damage.

(05) Remove all sanitaryware, fixtures, fittings and finishes to walls. Walls to be made good and prepared for plastering.

(06) Column encaseing to be made good / replaced as required.

(07) Access to adjacent property to be closed up by previous tenant and plastered.

(08) Stair finishes to be suitably protected throughout demolitions and refurbishment works to prevent damage or ware. Protective coverings must be appropirate for use and secured effectivly.

PLANNING AND BUILDING CONTROL
09 OCT 2012

REV:	DATE:	DETAILS:

5plus architects
5th Floor
Grange House
17-27 John Dalton Street
Manchester
M2 6FW
+44 (0)161 834 0552
www.5plusarchitects.com

PROJECT:
35 Fountain Street
Manchester

TITLE:
Demolitions
Fifth Floor

SCALE	DATE:	DRAWN:	CHECKED:
1:100 @ A1	09/08/12	CLH	JB

STATUS:
Planning

DRAWING NO: 05036 B1-01-007

REV:

Copyright of this drawing is vested in 5plus Architect and it must not be copied or reproduced without written consent.
Figured dimensions only are to be taken from this drawing. DO NOT SCALE OFF THIS DRAWING ..... IF IN DOUBT ASK.

All contractors must visit the site and be responsible for taking and checking all dimensions relative to their work. Any discrepancies are to be advised of any variation between drawings and site conditions.

Electronic data/ drawings issued as 'read only' are issued not to be interrogated for measurement.
All dimensions and levels should be 'read only' from those values stated or tied, on the drawings

KEY PLAN:

Removal of solid areas to Marble Street ground floor and first floor facade to be coordinated with installation of structural elements to ensure continuous stability of external envelope. Refer to Structural Engineers drawings and documents for details.

Open areas of the external envelope must be temporarily and securely sealed providing weather proofing and security to the building until proposed installation of new envelop materials takes place.

Refer to Mechanical and Electrical Engineers drawings and documents for details of scope of building services alterations.

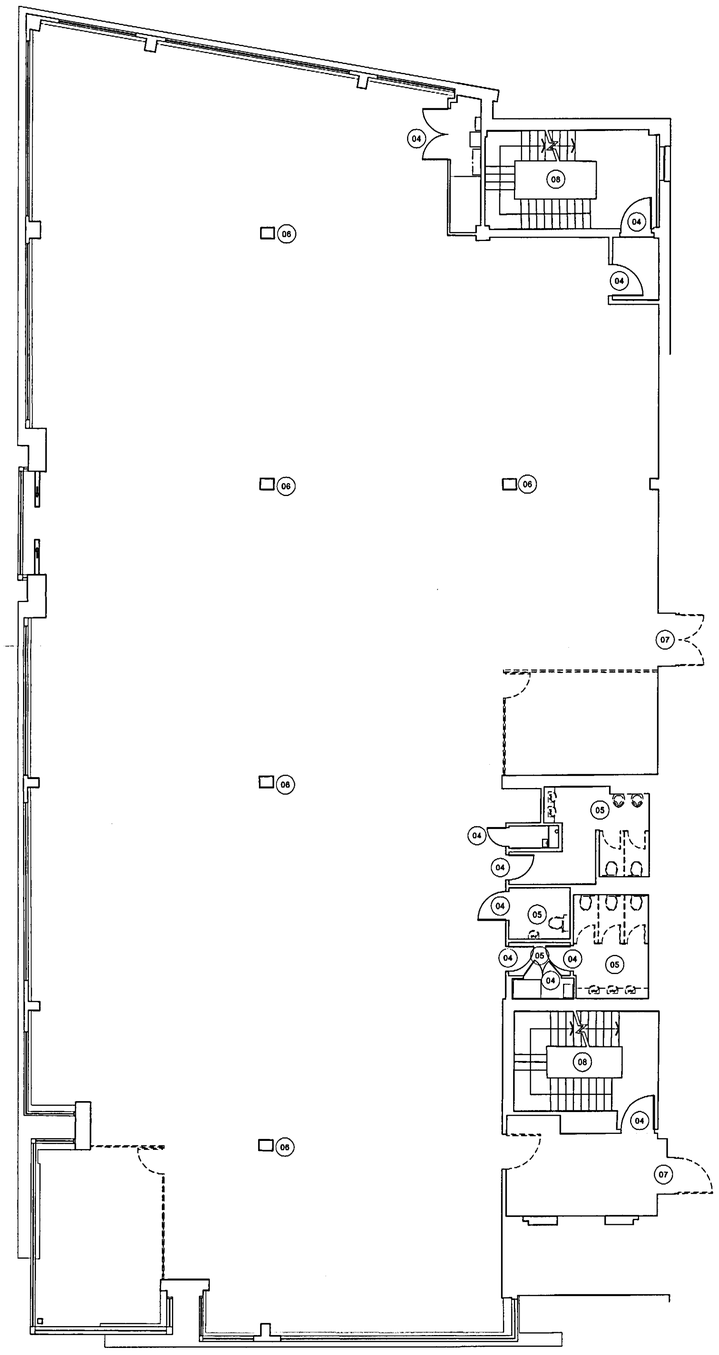

Internal alterations

Generally all walls, doors, column casings etc as indicated in red to be removed. All fixed or loose tenant furniture and fixtures to be removed.

(04) Doors noted to be carefully taken down, cleaned and prepared as per Architects door schedule. Doors to be suitably stored on site to prevent ware or damage.

(05) Remove all sanitaryware, fixtures, fittings and finishes to walls. Walls to be made good and prepared for plastering.

(06) Column encaseing to be made good / replaced as required.

(07) Access to adjacent property to be closed up by previous tenant and plastered.

(08) Stair finishes to be suitably protected throughout demolitions and refurbishment works to prevent damage or ware. Protective coverings must be appropirate for use and secured effectivly.

PLANNING AND BUILDING CONTROL
09 OCT 2012

REV:	DATE:	DETAILS:

5plus architects
5th Floor
Grange House
17-27 John Dalton Street
Manchester
M2 6FW
+44 (0)161 834 0552
www.5plusarchitects.com

PROJECT:
35 Fountain Street
Manchester

TITLE:
Demolitions
Sixth Floor

SCALE	DATE:	DRAWN:	CHECKED:
1:100 @ A1	09/08/12	CLH	JB

STATUS:
Planning

DRAWING NO: REV:
05036 B1-01-008

Removal of solid areas to Marble Street ground floor and first floor facade to be coordinated with installation of structural elements to ensure continuous stability of external envelope. Refer to Structural Engineers drawings and documents for details.

Open areas of the external envelope must be temporarily and securely sealed providing weather proofing and security to the building until proposed installation of new envelop materials takes place.

Refer to Mechanical and Electrical Engineers drawings and documents for details of scope of building services alterations.

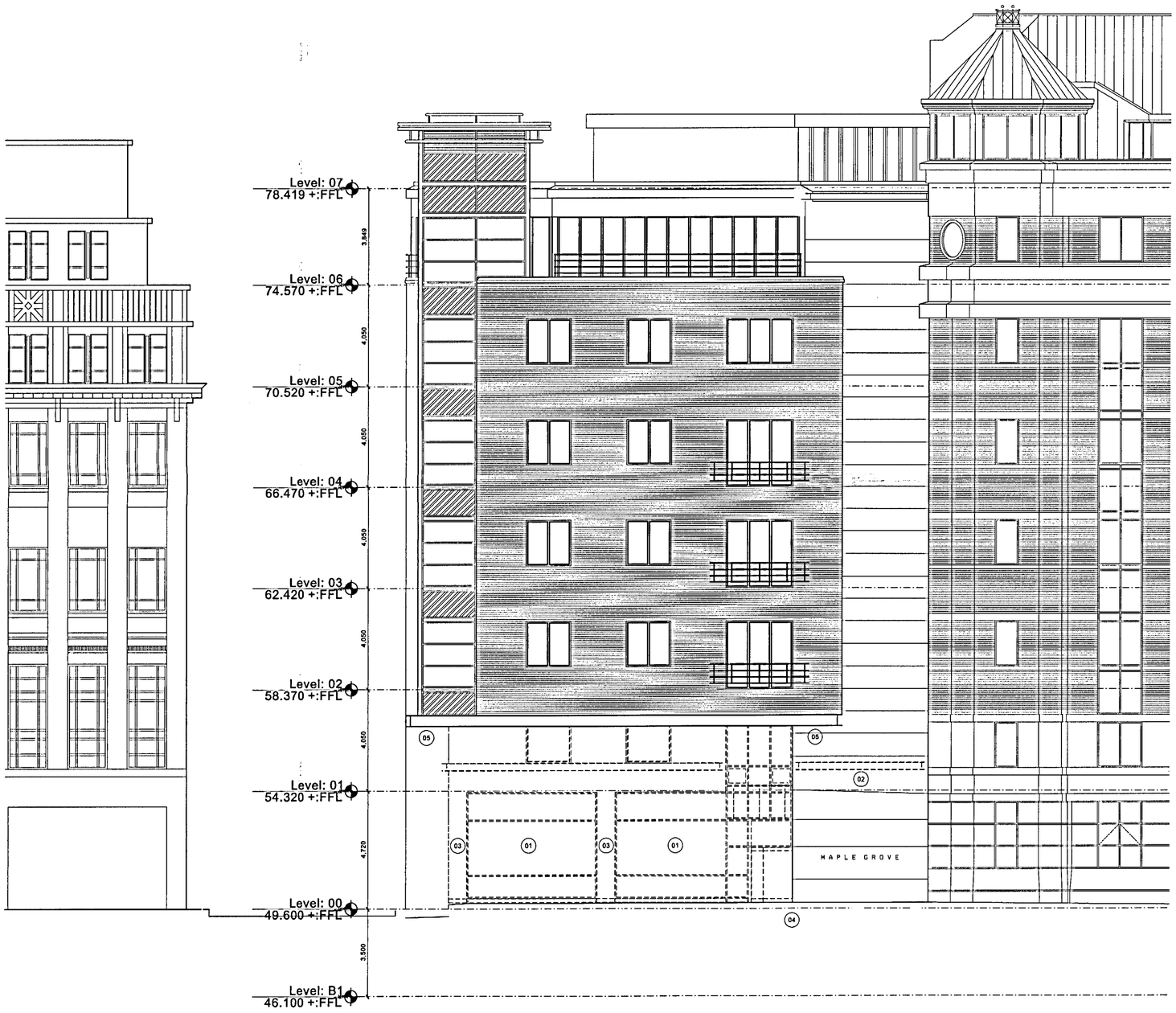

External alterations

01 Remove shopfronts and stone cladding to Fountain Street elevation.

02 Remove false beam. Repair and make good stone cladding.

03 Strip back cladding coverings to steel columns to perimeter of Fountain Street elevation.

04 Carefully strip back external cladding by entrance door along side lift shaft. Stone cladding to be carefully and temporarily taken down and cut to suit dimensions on Architects drawing.

05 Remove external soffit

Refer to Architects drawing B1-01-001 to B1-01-008 Demolition plans for further details of demolition works to internals.

PLANNING AND BUILDING CONTROL
09 OCT 2012

REV:	DATE:	DETAILS:
A	02/10/12	Demolition notes added to drawing.

5plus architects

5th Floor
Grange House
17-27 John Dalton Street
Manchester
M2 6FW

+44 (0)161 834 0552

www.5plusarchitects.com

PROJECT:
35 Fountain Street
Manchester

TITLE:
Demolitions
Elevation 01

SCALE:	DATE:	DRAWN:	CHECKED:
1:100 @A1	15/08/12	CLH	JB

STATUS:
Planning

DRAWING NO:	REV:
05036 B1-01-011	A

Architecture | Masterplanning | Interiors | Graphics | Branding

Copyright of this drawing is vested in 5plus Architect and it must not be copied or reproduced without written consent.
Figured dimensions only are to be taken from this drawing. DO NOT SCALE OFF THIS DRAWING ____ 'if in DOUBT ASK'.

All contractors must visit the site and be responsible for taking and checking all dimensions relative to their work. Same previously are to be advised of any variation between drawings and site conditions.

Electronic issue/ drawings labeled as 'issue only' and should not be interrogated for measurement.
All dimensions and levels should be 'read only' from these issues stated in text, on the drawings

KEY PLAN

Removal of solid areas to Marble Street ground floor and first floor facade to be coordinated with installation of structural elements to ensure continuous stability of external envelope. Refer to Structural Engineers drawings and documents for details.

Open areas of the external envelope must be temporarily and securely sealed providing weather proofing and security to the building until proposed installation of new envelop materials takes place.

Refer to Mechanical and Electrical Engineers drawings and documents for details of scope of building services alterations.



W Mosley Street | 35 Fountain Street | Fountain Street

External alterations

01 Remove shopfronts and stone cladding to Marble Street elevation.

02 Remove false beam. Repair and make good stone cladding.

03 Carefully break out wall directly below first floor window openings. Stone cladding at either side of opening to be carefully and temporarily taken down and cut to suit dimensions on Architects drawing.

04 Remove film to glazed units and make good.

05 Remove existing door and block up opening.

06 Carefully break out external steps. Make good external wall and basement lid where required taking care to ensure waterproofing mebranes are intact.

07 Remove external grilled cover.

08 Remove external soffit

Refer to Architects drawing B1-01-001 to B1-01-008 Demolition plans for further details of demolition works to internals.

PLANNING AND BUILDING CONTROL
09 OCT 2012

REV:	DATE:	DETAILS:
A	02/10/12	Demolition notes added to drawing. Areas for removal below first floor windows indicated.

5plus architects
5th Floor
Grange House
17-27 John Dalton Street
Manchester
M2 6FW
+44 (0)161 834 0552
www.5plusarchitects.com

PROJECT:
35 Fountain Street
Manchester

TITLE:
Demolitions
Elevation 02

SCALE:	DATE:	DRAWN:	CHECKED:
1:100 @ A1	15/08/12	CLH	JB

STATUS:
Planning

DRAWING NO: 05036 B1-01-012

REV: A

Copyright of this drawing is vested in 5plus Architect and it must not be copied or reproduced without written consent.
Figured dimensions only are to be taken from this drawing. DO NOT SCALE OFF THIS DRAWING ..... IF IN DOUBT ASK!

All contractors must visit the site and be responsible for taking and checking all dimensions relative to their work. Any discrepancy are to be advised of any variation between drawings and site dimensions.

Electronic data/ drawings issued as 'read only' and should not be interrogated for measurement. All dimensions and levels should be 'read only' from those values stated in text, on the drawings

KEY PLAN:

Removal of solid areas to Marble Street ground floor and first floor facade to be coordinated with installation of structural elements to ensure continuous stability of external envelope. Refer to Structural Engineers drawings and documents for details.

Open areas of the external envelope must be temporarily and securely sealed providing weather proofing and security to the building until proposed installation of new envelop materials takes place.

Refer to Mechanical and Electrical Engineers drawings and documents for details of scope of building services alterations.

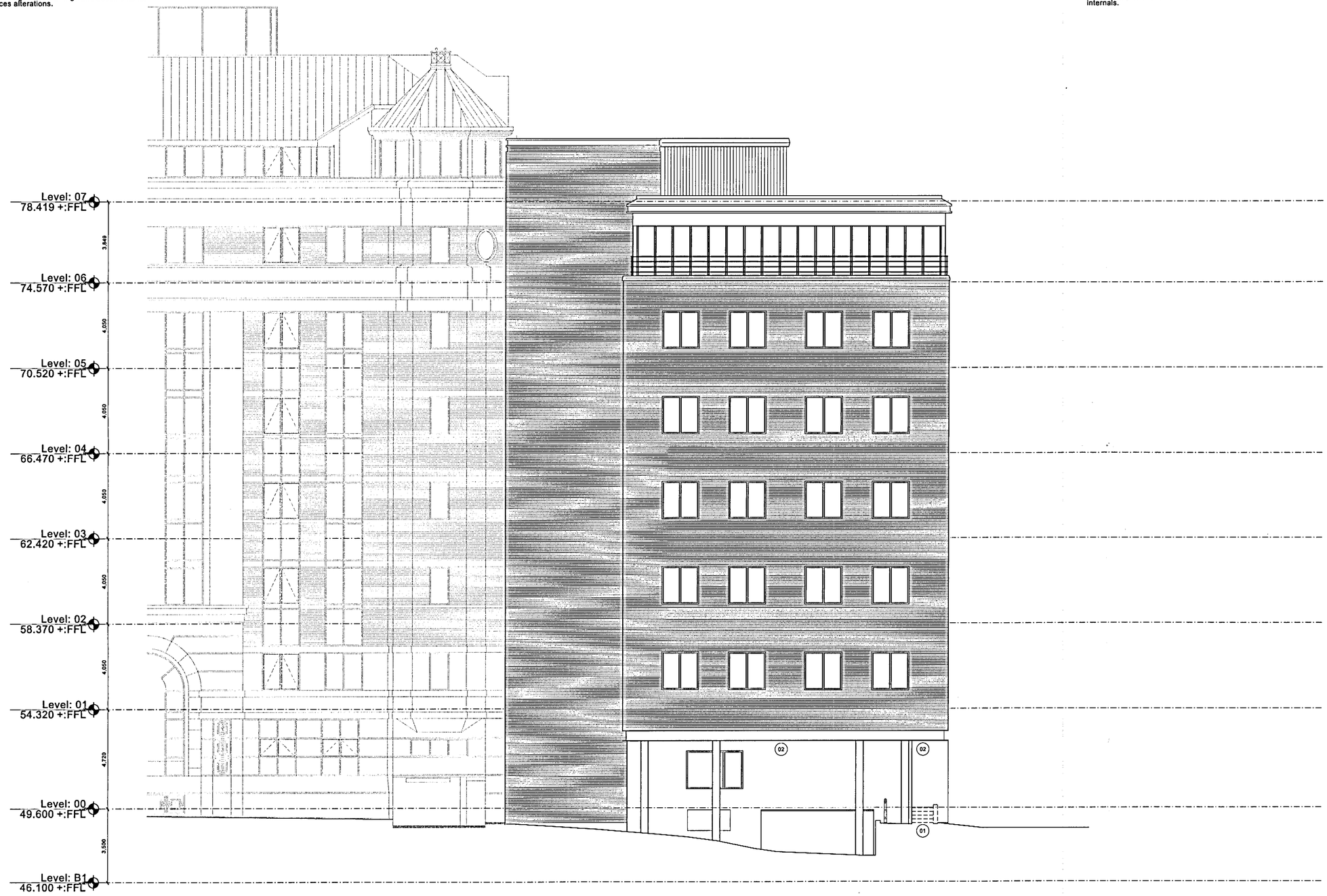

17 York Street | 35 Fountain Street | Marble Street

External alterations

(01) Carefully break out external steps. Make good external wall and basement lid where required taking care to ensure waterproofing mebranes are intact.

(02) Remove external soffit

Refer to Architects drawing B1-01-001 to B1-01-008 Demolition plans for further details of demolition works to internals.

PLANNING & BUILDING CONTROL
09 OCT 2012

A 02/10/12 Demolition notes added to drawing.

REV:	DATE:	DETAILS:

5plus architects
5th Floor
Grange House
17-27 John Dalton Street
Manchester
M2 6FW
+44 (0)161 834 0552
www.5plusarchitects.com

PROJECT:
35 Fountain Street
Manchester

TITLE:
Demolitions
Elevation 03

SCALE	DATE:	DRAWN:	CHECKED:
1:100 @ A1	15/08/12	CLH	JM

STATUS:
Planning

DRAWING NO: 05036 B1_01_013

REV: A

Copyright of this drawing is vested in Sykes Architour and it must not be copied or reproduced without written consent. Figured dimensions only are to be taken from this drawing. DO NOT SCALE OFF THIS DRAWING ..... IF IN DOUBT ASK!

All contractors must visit the site and be responsible for taking and checking all dimensions relative to their work. Sykes Architours are to be informed of any variation between drawings and site conditions.

Electronic data/ drawings issued as 'read only' and should not be interrogated for measurement. All dimensions and levels should be 'read only' from those values stated in text, on the drawings.

KEY PLAN:

Removal of solid areas to Marble Street ground floor and first floor facade to be coordinated with installation of structural elements to ensure continuous stability of external envelope. Refer to Structural Engineers drawings and documents for details.

Open areas of the external envelope must be temporarily and securely sealed providing weather proofing and security to the building until proposed installation of new envelop materials takes place.

Refer to Mechanical and Electrical Engineers drawings and documents for details of scope of building services alterations.

No demolitions or alterations required to elevation 04

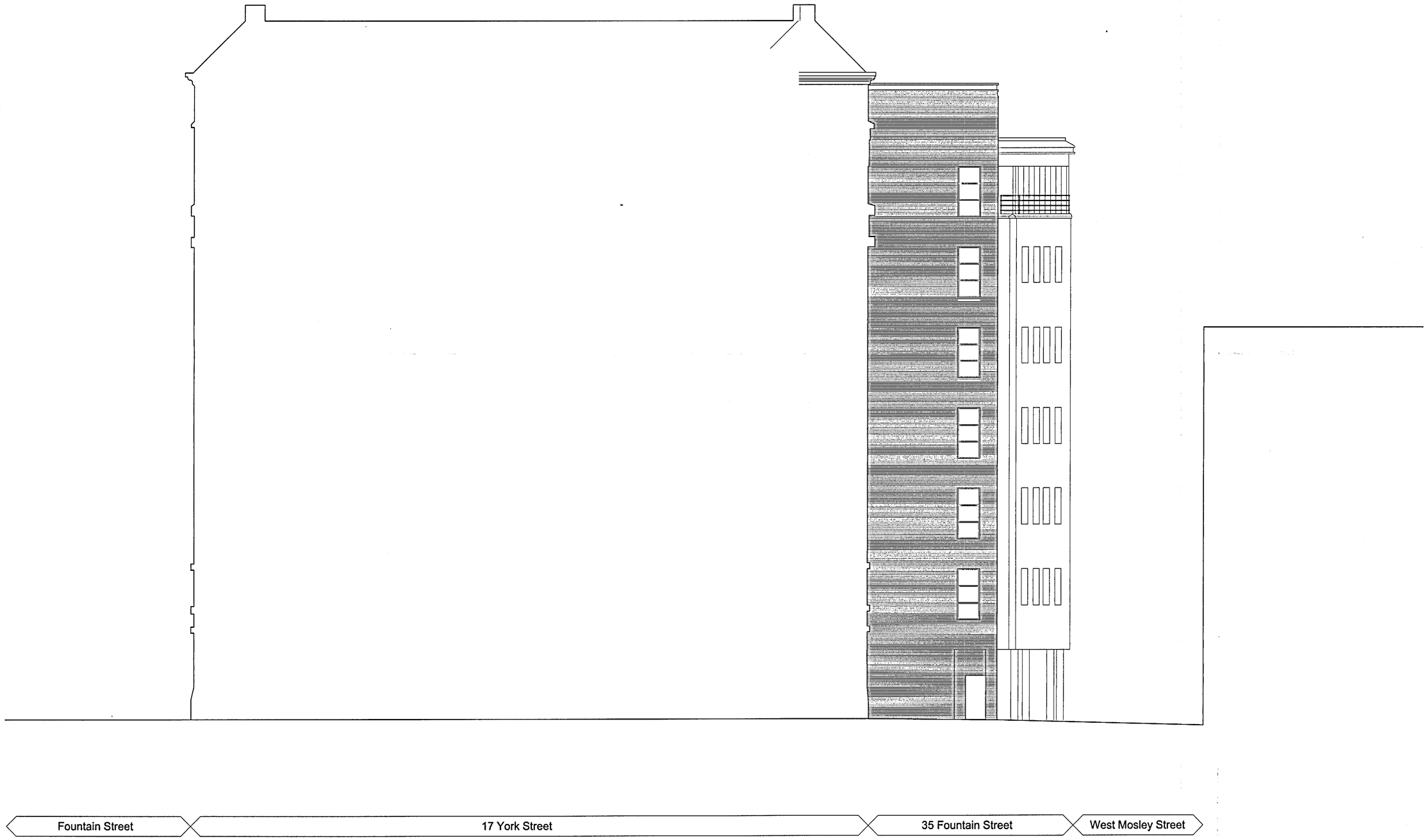

PLANNING AND BUILDING CONTROL
09 OCT 2012

REV:	DATE	DETAILS:

5plus architects
5th Floor
Grange House
17-27 John Dalton Street
Manchester
M2 6FW
+44 (0)161 834 0552
www.5plusarchitects.com

PROJECT:
35 Fountain Street
Manchester

TITLE:
Demolitions
Elevation 04

SCALE	DATE:	DRAWN:	CHECKED:
1:100@A1	26/09/12	CLH	JB

STATUS:
Planning

DRAWING NO: REV:
05036 B1_01_014

Architecture | Masterplanning | Interiors | Graphics | Branding