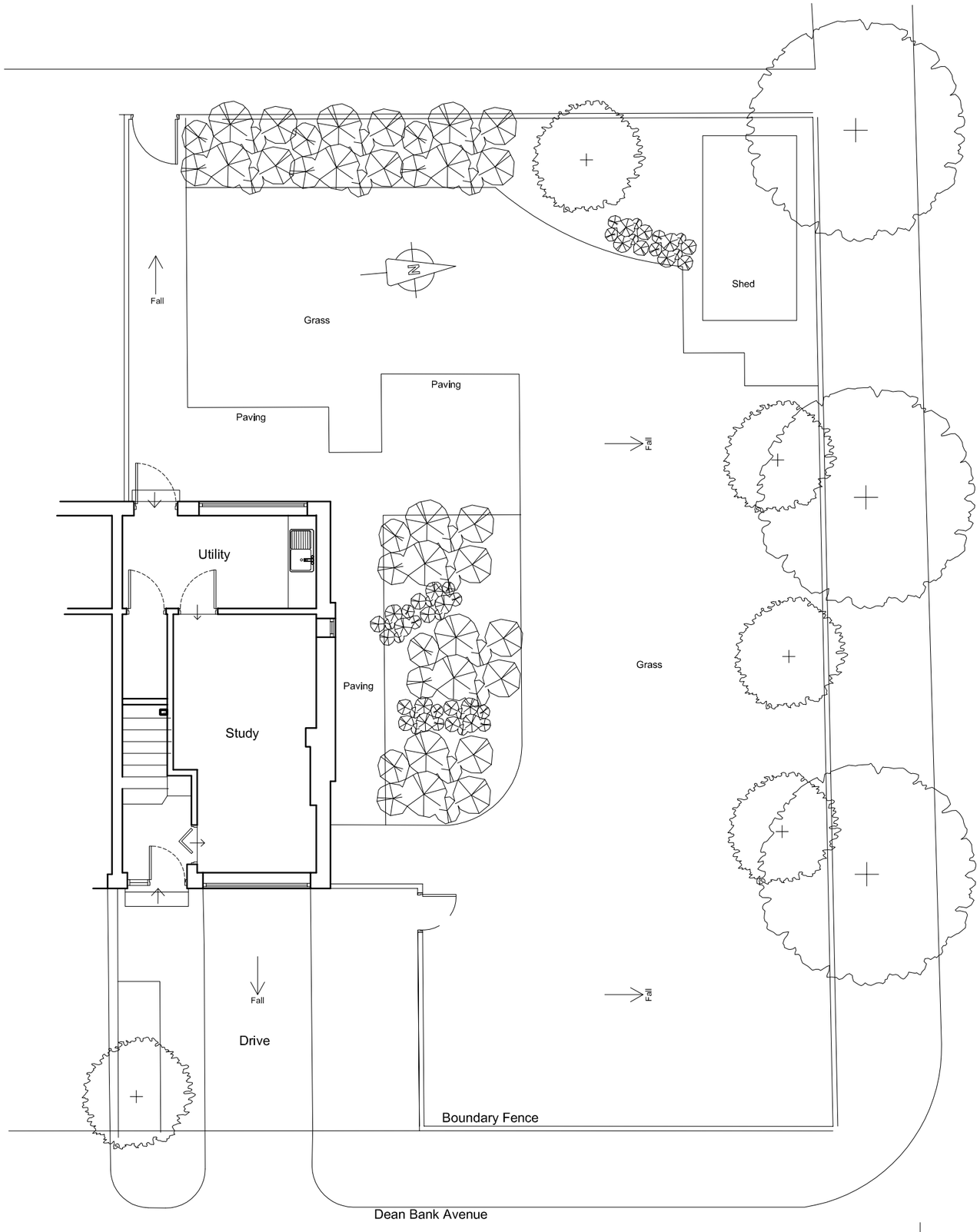

Ground Floor Plan as Existing

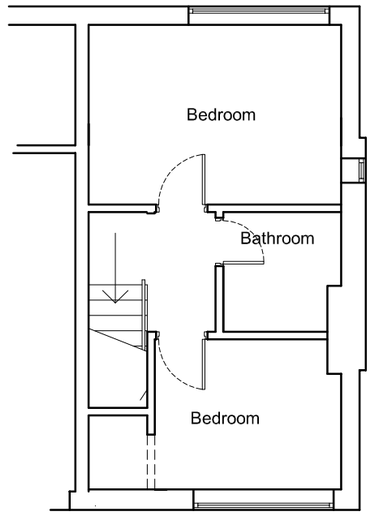

Second Floor Plan as Existing

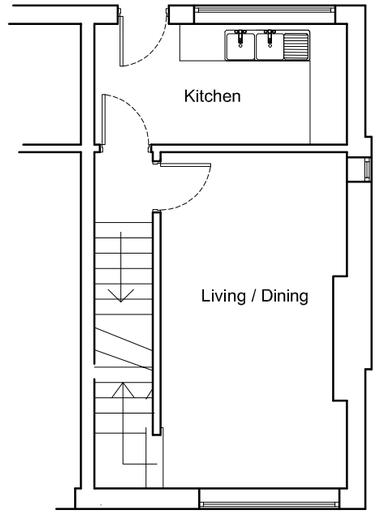

First Floor Plan as Existing

0 2m 4m 6m 8m 10m

Scale bar

notes

This drawing is the property of **Bridgestone Construction Ltd** and copyright is reserved by them. This drawing is not to be copied or disclosed by or to any unauthorised persons without the prior written consent of Bridgestone Construction Ltd.

All dimensions are to be checked on site prior to construction, manufacture of any components and ordering of materials and equipment.

Any discrepancies are to be reported to the architect for clarification.

All materials and workmanship to be in accordance with the current British Standards and codes of practice.

All proprietary products are to be fixed strictly in accordance with the manufacturers printed instructions. The Contractor is to refer to the specifications and recommendations.

This drawing is to be read in conjunction with all relevant Architectural, Structural Engineers, Mechanical Engineers, Electrical Engineers and Specialists drawings and specifications.

All details are to be in accordance with the DTLR's 'Limiting thermal bridging and air leakage: Robust construction details for dwellings and similar buildings'.

PLANNING

Rev	Date	By	Comments

Client

Mr Phil Lee

Project

Erection of Single Storey Side Extension
2 Deanbank Avenue, Levenshulme

Drawing

Floor Plans as Existing
Levenshulme

Drawing Number	Scale
BSC - LEV - 002	1:50 @ A3

Rev	Drawn
	MV

Date

Dec 2011

Bridgestone Construction Ltd
2a Dyson Street
Mossley
Ashton-under-Lyne
Greater Manchester
OL5 0NZ

t: 01457 839 834
f: 01457 831 444
m: 07506 333 623
e:info @bridgestoneconstruction.co.uk
w: bridgestoneconstruction.co.uk

BRIDGESTONE CONSTRUCTION