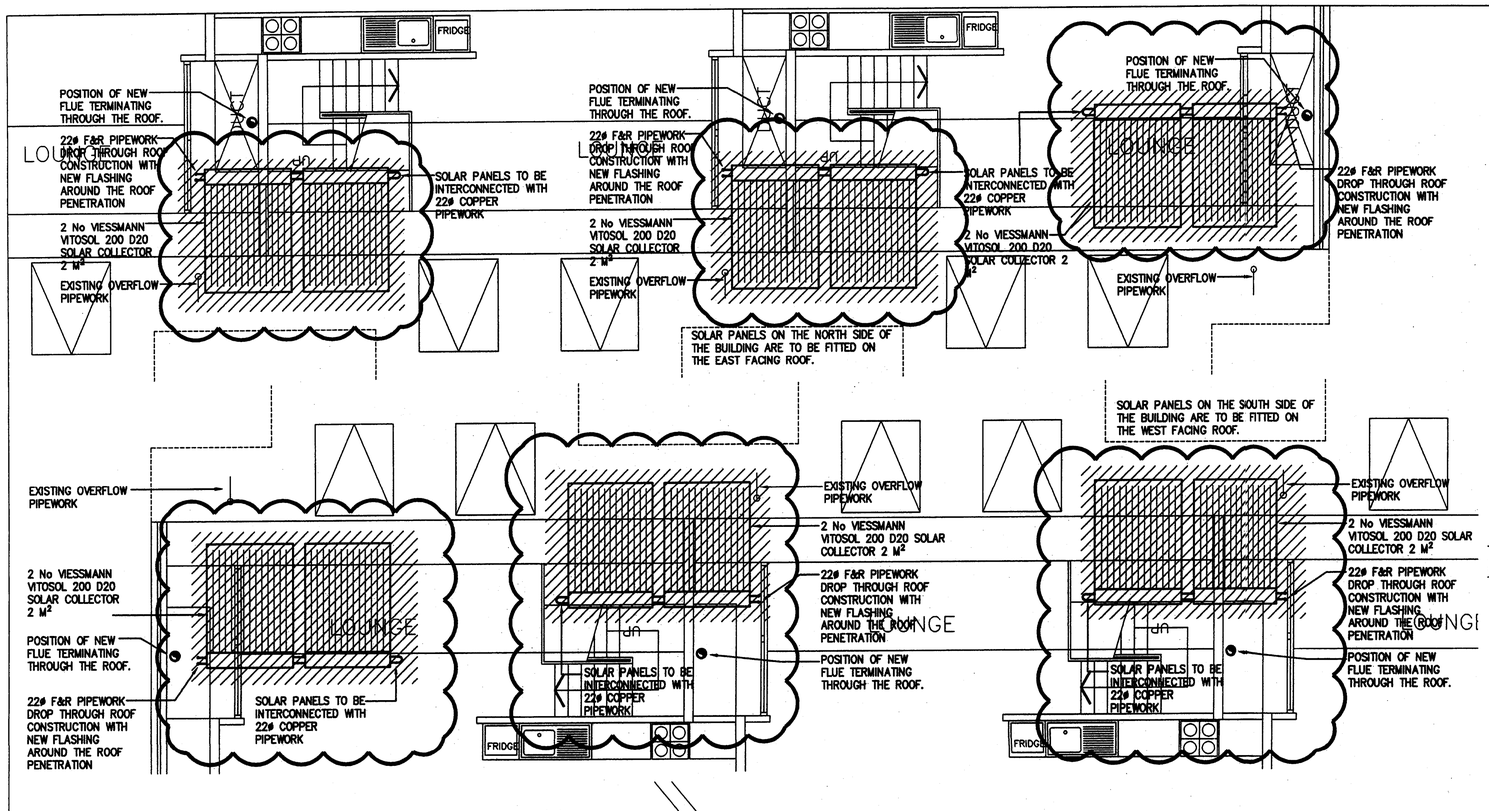

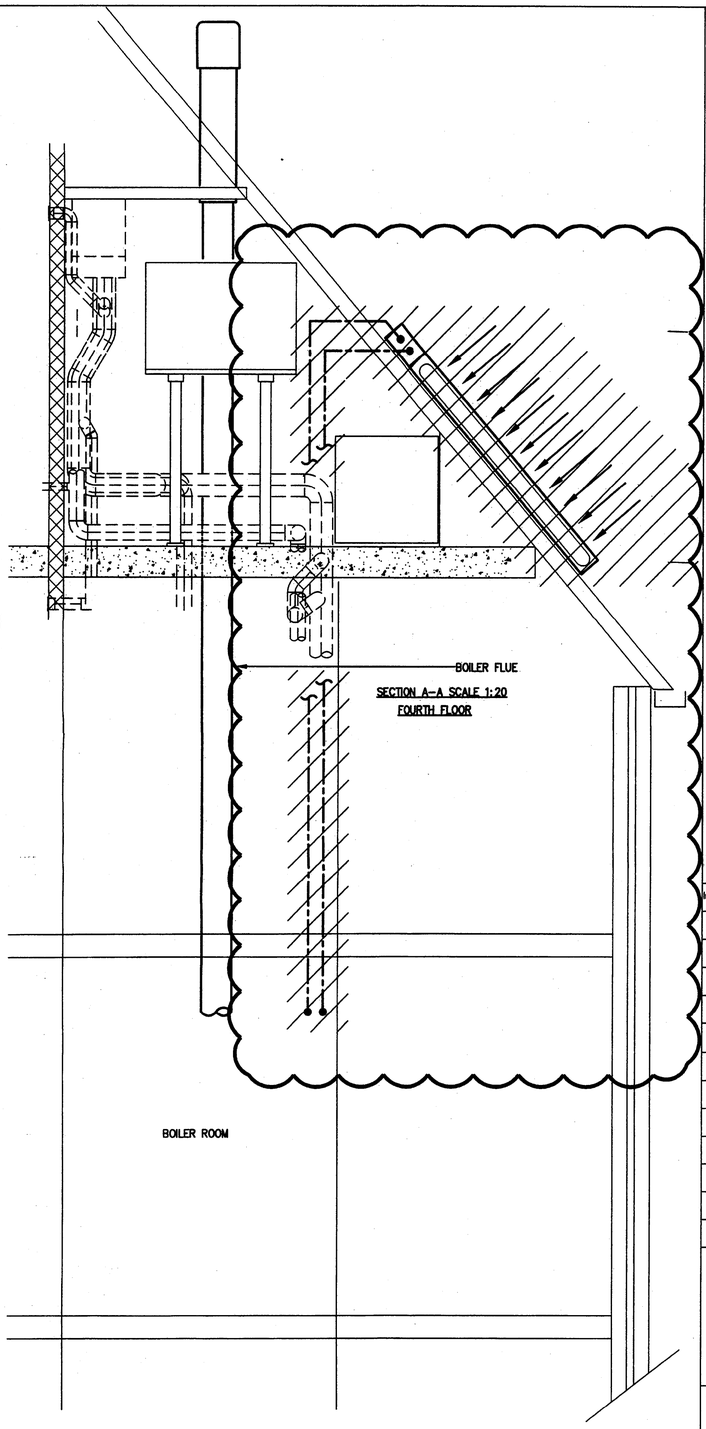

LEGEND

———	PIPEWORK AT LOW LEVEL
— — —	PIPEWORK AT HIGH LEVEL
— — —	PIPEWORK WITHIN CEILING VOID
— — —	PIPEWORK BELOW FLOOR LEVEL
MCWS	MAINS COLD WATER SERVICE
TCWS	TANK COLD WATER SERVICE
HWSF	HOT WATER SERVICE FLOW
HWSR	HOT WATER SERVICE RETURN
HL	HIGH LEVEL
LL	LOW LEVEL
RFB	RISE FROM BELOW
RTA	RISE TO ABOVE
DTB	DROP TO BELOW
DFA	DROP FROM ABOVE
FWV	FOWL WATER VENT
FWD	FOWL WATER DRAIN
RE	RODDING EYE
	ISOLATING VALVE
	PIPEWORK RISER OR DROPPER
	MOTORISED 2–PORT CONTROL VALVE
	DRAIN OFF COCK
	PRESSURE GAUGE
	TEMPERATURE GAUGE

NOTES

1) DRAIN COCKS SHALL BE PROVIDED AT ALL LOW POINTS IN THE SYSTEM
2) AUTOMATIC AIR VENTS SHALL BE PROVIDED AT ALL HIGH POINTS IN THE SYSTEM

SOLAR HEATING SYSTEM

THE SYSTEM COMPONENTS COMPRISE OF,
VITOSOL 200 D20 SOLAR COLLECTOR 2M², ROOF MOUNTING KIT TILED 4–5–6 M², COLLOECTOR TO COLLECTOR CONNECTING PIPES,
COLLECTOR FIELD CONNECTION SET WITH VENT, COLLECTOR SENSOR POCKET

SOLAR ACCESSORIES.

SOLAR DIVICON PS10,
AIR SEPERATOR,
AUTO AIR VENT,
FLEXI PIPES,
FILLER MANIFOLD,
HAND FILL PUMP,
40 LTR EXPANSION VESSEL,
25 LTR TYFOCOR,
VITOSOLIC 200 (SRM),
CONNECTION SET VITOSOL B300,
COMPRESSION UNION,
COLLECTOR COVERS 2x2m²,
SPARE PARTS SET,
SENSOR POCKET,

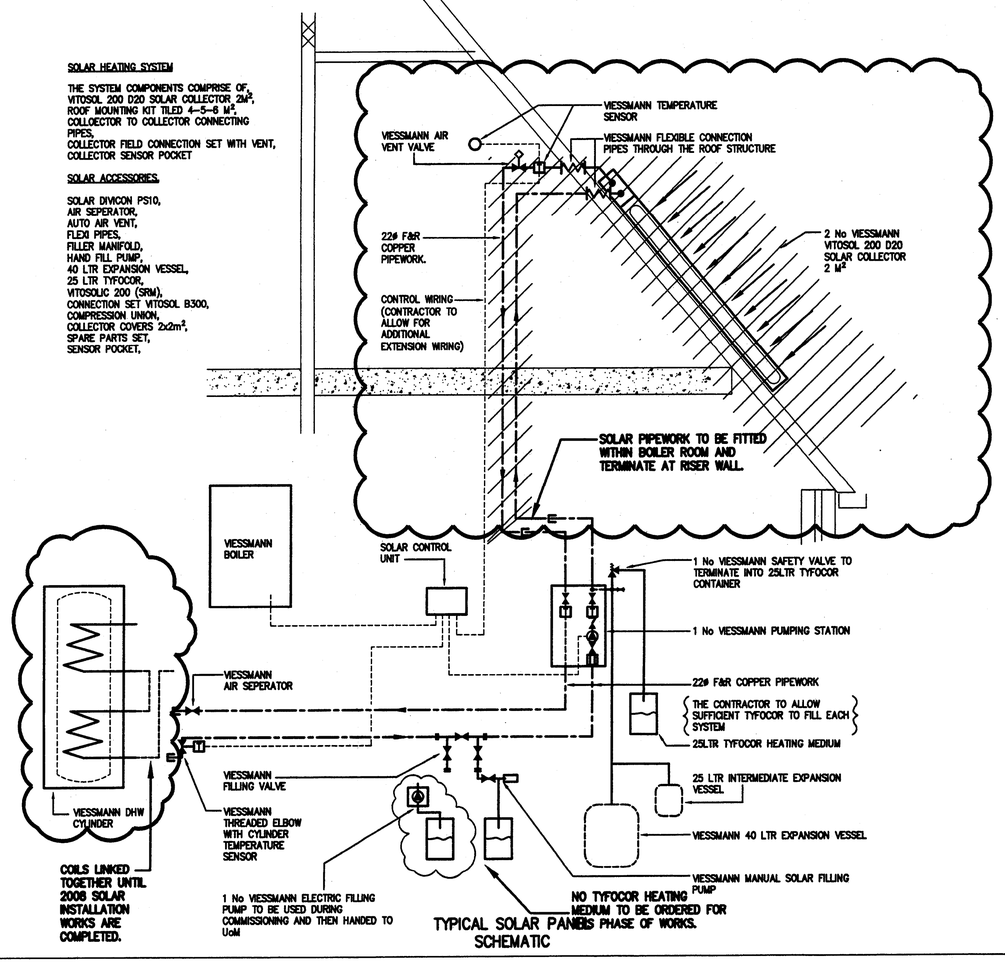

TYPICAL SOLAR PANELS SCHEMATIC

CLOUDED AREAS INDICATE WORKS TO BE COMPLETED IN THE 2008 PHASE OF WORKS

Initial	Date	Revision	Index letter
JA	25/07/07	– DRAWING UPDATED TO SHOW THE SOLAR PANEL WORKS BEING DEFFERED UNTIL 2008	A
JA	not issued	– LOCATION OF INTERMEDIATE EXPANSION VESSEL ADDED.	B

CONSTRUCTION DRAWING

DSSR
CONSULTING ENGINEERS
Offices in: Aberdeen Glasgow Birmingham London Harrogate Manchester
Warwick House 17 Warwick Road Manchester M16 0PT
0161 872 4811 tel 0161 872 7325 fax manchester@dssr.co.uk

Job name
REPLACEMENT BOILERS AT DERBY HOUSE UoM WHITWORTH PARK

PLANNING
2 8 MAR 2008

Title
TYPICAL DETAILS OF PROPOSED SOLAR HEATING SYSTEM LAYOUT

THE UNIVERSITY of MANCHESTER
The Office of the Director of Estates
The Sackville Building
Oxford Road
Manchester M13 9PL

Project 5021

Drawn	JA	Scale	1:50 @ A1
Checked	SGL	Date	JUNE 2007
Drawing Number	M3653/DER/M05		
Original Drawn on AutoCAD 2004 by	JA	Revision	REV A