Do not scale off this drawing. All discrepancies to be reported to Portakabin Limited

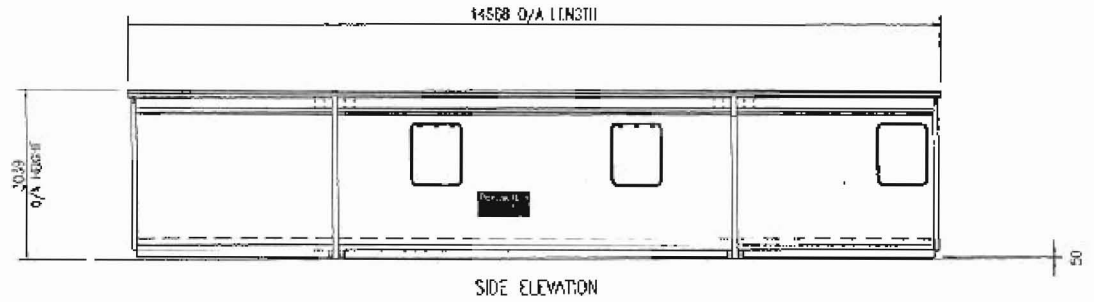

SIDE ELEVATION

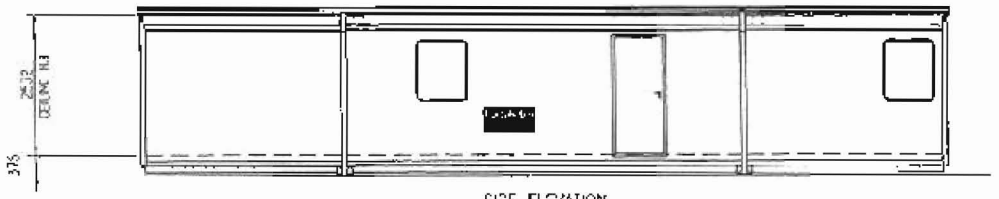

SIDE ELEVATION

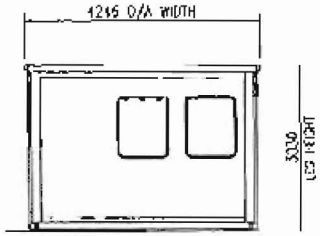

END ELEVATION
(BOTH ENDS)

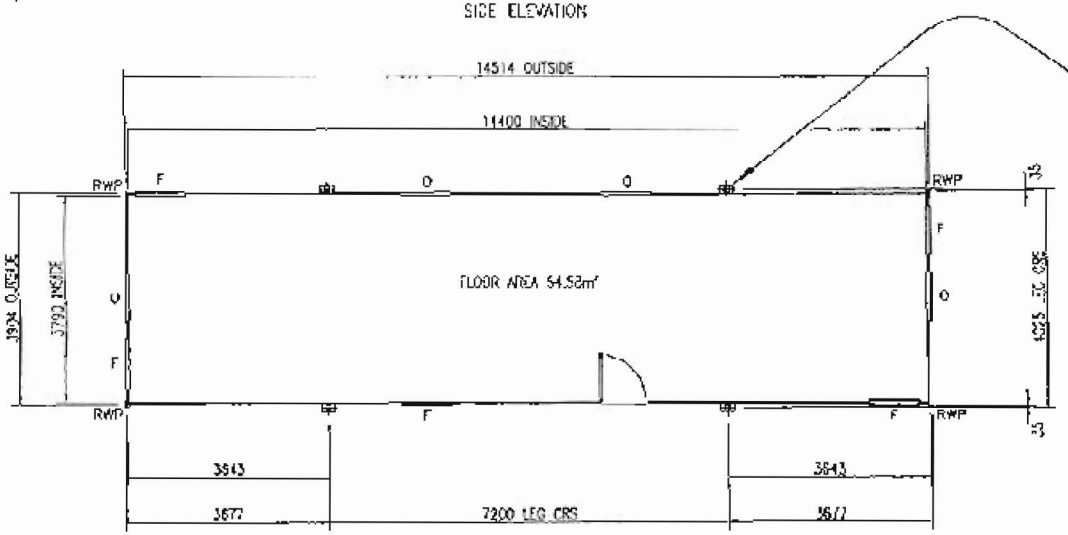

PLAN

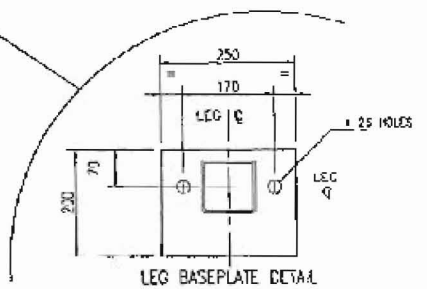

LEG BASEPLATE DETAIL
PLAN VIEW

KEY

O OPEN WINDOW
F FIXED WINDOW
RWP RAIN WATER PIPE

FOUNDATIONS

Simple pad foundations or level hard standings are required to be capable of taking the all-up weight of the building, including the design roof, floor and wind loads. The foundations are to be designed in accordance with BS 8004 with level tops at a tolerance of ± 3mm. It is recommended that professional advice is obtained for the design.

All single storey buildings are to be anchored to the foundations, unless it can be established that no climatic or other forces are likely to be applied as so to exceed the intrinsic stability of the building in its unlocked state. It is recommended that the buildings are secured through each leg baseplate using M20 anchor bolts.

STANDARD COLOURS

External,	Walls and wall trims	–	Silk Grey	nearest	BS ref. 10 A 05
	End wall trims	–	Blue Grey	nearest	BS ref. 15 B 25
	Roof side beams	–	Blue Grey		BS 4800 18 B 29
	Roof	–	White	nearest	BS ref. 00 E 55
	Lowerline legs	–	Blue Grey		BS 4800 18 B 29
	Floor side beams	–	Black		BS 4800 00 E 53
	End wall skirt		Black	nearest	BS ref. 00 E 53
	Doors	–	Red	nearest	BS ref. 04 E 53

© Portakabin Limited 1997.
This drawing is the property of Portakabin Limited. It must not be copied or reproduced or divulged to anyone without written permission.

Rev.	Date	By

Portakabin

Portakabin Limited Huntingdon Fort 703 MT
Telephone 01904 611555 Fax 01904 611544

Project

Client

Title
PULLMAN PM484
SPECIFICATION
DRAWING

Date	Drawn
18/05/94	C GURDEN

Scale
1:5 & 1:50

Drg. No.	Rev.
GG 0001	0

Do not scale off this drawing. All discrepancies to be reported to Portakabin Limited.

© Portakabin Limited 1993.
This drawing is the property of Portakabin Limited. It must not be copied or reproduced or divulged to anyone without written permission.

Rev Date By

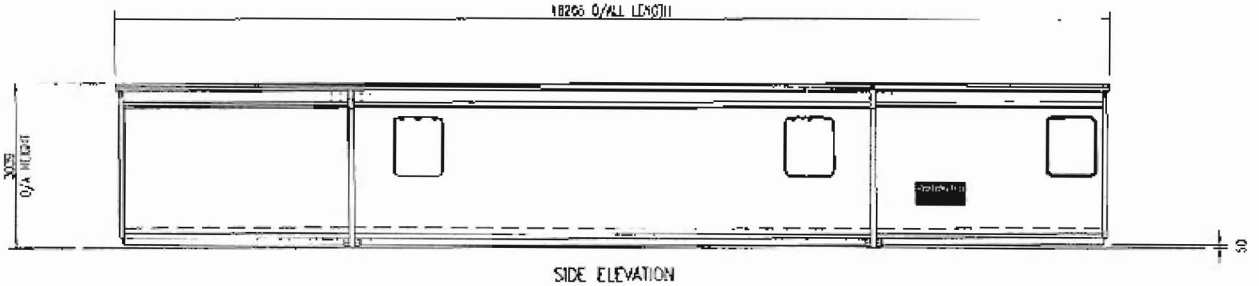

SIDE ELEVATION

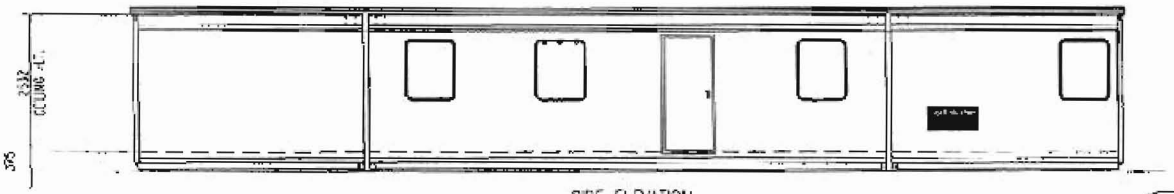

SIDE ELEVATION

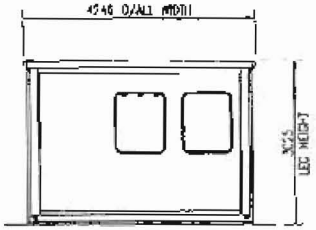

END ELEVATION
(BOTH ENDS)

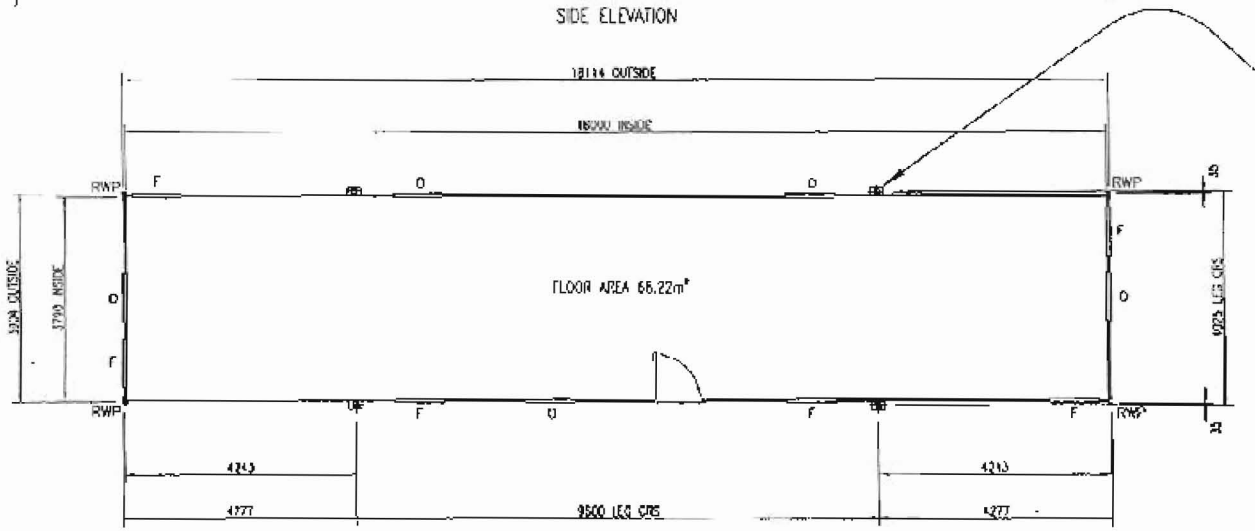

PLAN

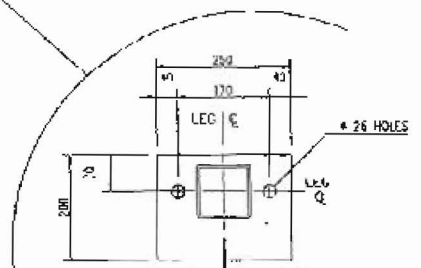

LEG BASEPLATE DETAIL
PLAN VIEW

KEY

O OPEN WINDOW
F FIXED WINDOW
RWP RAIN WATER PIPE

FOUNDATIONS

Simple pad foundations or level base strengthings are required to be capable of taking the set-up weight of the building including the design roof, floor and wind loads. The foundations are to be designed to be compatible with the Portakabin building with level tops at a tolerance of ± 3mm. It is recommended that professional advice is obtained for the design.

All single storey buildings are to be anchored to the foundations unless it can be established that no elements of either the roof or floor are likely to be applied as to exceed the intrinsic stability of the building. It is recommended that the buildings are secured through each leg baseplate using M20 anchor bolts.

STANDARD COLOURS

External	Walls and wall trims	=	Silk Grey	nearest BS	ref. 16 A 05
	End roof trims	=	Blue Grey	nearest BS	ref. 18 B 29
	Roof side beams	=	Mist Grey		BS 4800 18 B 29
	Roof	=	White	nearest BS	ref. 00 E 54
	Gravestone legs	=	Blue Grey		BS 4800 18 B 29
	Floor side beams	=	Hilary		BS 4800 00 E 53
	End walls trim	=	Black	nearest BS	ref. 00 E 53
	Doors		Red	nearest BS	ref. 04 E 53

Portakabin

Portakabin Limited Haslington York YO5 8PT
Telephone 01904 611600 Fax 01904 611644

Project

Client

Title
PULLMAN PM804
SPECIFICATION
DRAWING

Date 18/05/94 | Drawn C GURDEN

Scale 1:5 & 1:50

Dwg. No. GH 0001 | Rev. 0