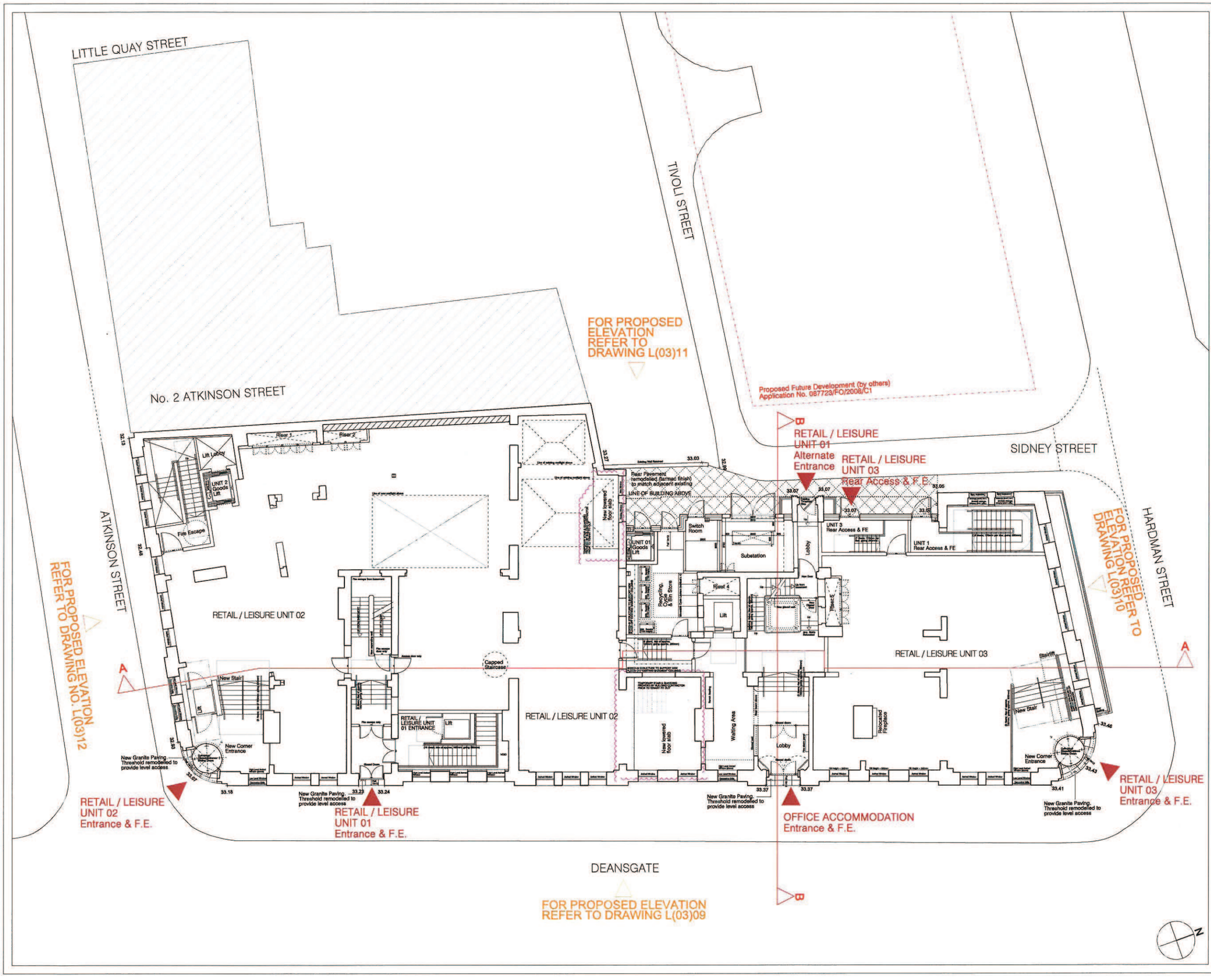

All dimensions to be as noted. Do not scale from this drawing. Report any discrepancies to the Architect / CA Immediately. All Areas are approximate and use of these Areas for commercial purposes should include due allowance for variations inherent in design development and building processes. This drawing is the copyright and property of Hurd Rolland Partnership and must not be reproduced without prior written permission

Rev	Description	By	Chk	Date
-	Initial Issue	KHW	SRG	28.07.09
A	Areas checked	SRG	CM	29.07.09
B	Scheme amended	SRG	CM	03.11.09
C	Scheme coordinated with DT	SRG	IG	06.11.09
D	Scheme amended for planning consultation	SRG	IG	27.11.09
E	Corner Entrances Amended	SRG	CM	03.02.10
F	Lift Cores amended	SRG	CM	22.03.10
G	Parking Space added	SRG	CM	01.04.10
H	Substation relocated, vertical circulation amended unit sizes adjusted.	SRG	IG	18.05.10
J	Substation and switch room relocated unit sizes adjusted. Entrances amended	SRG	CM	20.05.10
K	REVISED LOCATIONS OF: SUB-STATION, SWITCH ROOM, BIN STORE, GOODS LIFT & FIRE ESCAPES	MW	CM	25.05.10
L	AMENDMENTS FOLLOWING HBDL/C&M/HRP MEETING 28.05.10	MW	IG	01.06.10
M	AMENDMENTS MADE IN LINE WITH FIRE STRATEGY	MW	CM	21.06.10
N	REAR ELEVATION AMENDED	MW	CM	22.06.10
P	PLANS REVISED FOLLOWING CLIENT, F-ENG & S-ENG COMMENTS	MW	CM	25.06.10
Q	ISSUED FOR POTENTIAL TENANT FIT OUT	MW	CM	12.07.10
R	REVISED PLAN ISSUE	MW	CM	19.07.10
S	UPDATED PLANS FOR COSTING & APPROVAL	MW	IG	10.08.10
T	DRAFT FOR CLIENT APPROVAL	MW	IG	08.09.10
U	ISSUED FOR PLANNING	MW	IG	21.09.10
V	UNIT 1 & 3 AMENDMENTS	MW	IG	02.02.11
W	AMENDMENTS TO STAIR ENCLOSURE	MW	IG	09.02.11
X	ISSUED FOR PLANNING: DESIGN CHANGES RELATING TO DESIGN & ACCESS STATEMENT ADDENDUM 1	KHW	CM	18.02.11
Y	AMENDS IN LINE WITH ODDFELLOWS REQUIREMENTS	CM	MW	22.11.11
Z	AMENDS IN LINE WITH ODDFELLOWS REQUIREMENTS	CM	MW	06.12.11
AA	ROOFLIGHT TO UNIT 2 AMENDED	CM	MW	14.12.11
AB	ISSUED WITH DEVELOPMENT SPECIFICATION	CM	MW	16.12.11
AC	ISSUED FOR PLANNING	MW	IG	23.01.12
AC1	Variation of listed building consent condition 2	MW	IG	31.05.13

APPROVED.

PLANNING NOTES:

1.Please read in conjunction with application drawings, documents and other supporting information

2.Refer to transport statement for full vehicle servicing strategy, access and cycle provision

3.Internal layouts are subject to detailed tenant requirements

4.All party wall and ROL matters are subject to agreement

5.CCTV, external lighting, alarms and other signage as shown are subject to detailed tenant requirements & additional planning consents.

6.Proposals are subject to Building Regulations approval

7.Where appropriate cills, roof eaves and overhangs will be protected by the installation of anti-perching devices

8. Lower Ground & Ground floor accommodation to be constructed to 'shell only' standard (in accordance with RICS guidelines) with detailed fit-out subject to additional planning consent(s)

9.Lower Ground floor & Ground floor M&E layout indicative only. Detailed fit-out subject to additional planning consent(s)

10.First & Second floor accommodation to receive background fit-out including: floor, wall & ceiling finishes; landlord & tenant building services; and fully finished communal areas & toilets.

11. Drawings Based on Existing Measured Data provided by Frank Hodgkinson Associates, June 2008.

Project

184-186 DEANSGATE

for Henry Boot Developments Ltd

Title

PROPOSED GROUND FLOOR PLAN

Drawn: MW	Checked: CM	Approved: IG
Scale: 1:100@A1	Date: 21.07.2009	Project No: M7105
Drawing No: L(02)11		Revision: AC1

ISSUED FOR PLANNING

hurdrolland

7th Floor, 43 Peter Street, Manchester M2 5QR
Tel: 0161 832 3322
Fax: 0161 832 3045

All dimensions to be as noted. Do not scale from this drawing. Report any discrepancies to the Architect / CA immediately. All Areas are approximate and use of these Areas for commercial purposes should include due allowance for variations inherent in design development and building processes. This drawing is the copyright and property of Hurd Rolland Partnership and must not be reproduced without prior written permission

Rev	Description	By	Chk	Date
-	Initial issue	KHW	SRG	28.07.09
A	Areas checked	SRG	CM	29.07.09
B	Scheme amended	SRG	CM	03.11.09
C	Scheme coordinated with DT	SRG	IG	06.11.09
D	Scheme amended for planning consultation	SRG	IG	27.11.09
E	Corner Entrances Amended	SRG	CM	03.02.10
F	Lift Cores amended	SRG	CM	22.03.10
G	Parking Space added	SRG	CM	01.04.10
H	Substation relocated, vertical circulation amended unit sizes adjusted.	SRG	IG	19.05.10
J	Substation and switch room relocated unit sizes adjusted. Entrances amended	SRG	CM	20.05.10
K	REVISED LOCATIONS OF: SUB-STATION, SWITCH ROOM, BIN STORE, GOODS LIFT & FIRE ESCAPES	MW	CM	25.05.10
L	AMENDMENTS FOLLOWING HBDL/C&M/HRP MEETING 28.05.10	MW	IG	01.06.10
M	AMENDMENTS MADE IN LINE WITH FIRE STRATEGY	MW	CM	21.06.10
N	REAR ELEVATION AMENDED	MW	CM	22.06.10
P	PLANS REVISED FOLLOWING CLIENT, F-ENG & S-ENG COMMENTS	MW	CM	25.06.10
Q	ISSUED FOR POTENTIAL TENANT FIT OUT	MW	CM	12.07.10
R	REVISED PLAN ISSUE	MW	CM	19.07.10
S	UPDATED PLANS FOR COSTING & APPROVAL	MW	IG	10.08.10
T	DRAFT FOR CLIENT APPROVAL	MW	IG	06.09.10
U	ISSUED FOR PLANNING	MW	IG	21.09.10
V	UNIT 1 & 3 AMENDMENTS	MW	IG	02.02.11
W	AMENDMENTS TO STAIR ENCLOSURE	MW	IG	09.02.11
X	ISSUED FOR PLANNING: DESIGN CHANGES RELATING TO DESIGN & ACCESS STATEMENT ADDENDUM 1	KHW	CM	18.02.11
Y	AMENDS IN LINE WITH ODDFELLOWS REQUIREMENTS	CM	MW	22.11.11
Z	AMENDS IN LINE WITH ODDFELLOWS REQUIREMENTS	CM	MW	06.12.11
AA	ROOFLIGHT TO UNIT 2 AMENDED	CM	MW	14.12.11
AB	ISSUED WITH DEVELOPMENT SPECIFICATION	CM	MW	16.12.11
AC	ISSUED FOR PLANNING	MW	IG	23.01.12
AC1	Variation of listed building consent condition 2	MW	IG	31.05.13
AC2	Variation of listed building consent condition 2	MW	IG	29.07.13

LITTLE QUAY STREET

No. 2 ATKINSON STREET

TIVOLI STREET

SIDNEY STREET

HARDMAN STREET

ATKINSON STREET

DEANSGATE

FOR PROPOSED ELEVATION REFER TO DRAWING L(03)11

FULL EXTENT OF EXISTING STAIR PROPOSED TO BE RETAINED.

Proposed Future Development (by others)
Application No. 087723/FO/2008/C1

RETAIL / LEISURE UNIT 01 Alternate Entrance

RETAIL / LEISURE UNIT 03 Rear Access & F.E.

FOR PROPOSED ELEVATION REFER TO DRAWING L(03)10

FOR PROPOSED ELEVATION REFER TO DRAWING NO. L(03)12

FOR PROPOSED ELEVATION REFER TO DRAWING L(03)09

RETAIL / LEISURE UNIT 02 Entrance & F.E.

RETAIL / LEISURE UNIT 01 Entrance & F.E.

OFFICE ACCOMMODATION Entrance & F.E.

RETAIL / LEISURE UNIT 03 Entrance & F.E.

RETAIL / LEISURE UNIT 02

RETAIL / LEISURE UNIT 03

Lift Lobby
Riser 1
Riser 2
UNIT 2 Goods Lift
Fire Escape
Rear Pavement remodelled (tarmac finish) to match adjacent existing
LINE OF BUILDING ABOVE
New lowered floor slab
UNIT 01 Goods Lift
Switch Room
Substation
Lobby
UNIT 3 Rear Access & FE
UNIT 1 Rear Access & FE
Recycling & Bin Store
Riser 4
Lift
Riser 3
New Stair
New Corner Entrance
New Granite Paving. Threshold remodelled to provide level access
RETAIL / LEISURE UNIT 01 ENTRANCE
Capped Staircase
Waiting Area
Relocated Fireplace
Stairlift
33.03
33.05
33.07
33.37
33.46
33.43
33.41
33.24
33.23
33.18
32.19
32.48
32.27

PROPOSED

PLANNING NOTES:

1.Please read in conjunction with application drawings, documents and other supporting information

2.Refer to transport statement for full vehicle servicing strategy, access and cycle provision

3.Internal layouts are subject to detailed tenant requirements

4.All party wall and ROL matters are subject to agreement

5.CCTV, external lighting, alarms and other signage as shown are subject to detailed tenant requirements & additional planning consents.

6.Proposals are subject to Building Regulations approval

7.Where appropriate cills, roof eaves and overhangs will be protected by the installation of anti-perching devices

8. Lower Ground & Ground floor accommodation to be constructed to 'shell only' standard (in accordance with RICS guidelines) with detailed fit-out subject to additional planning consent(s)

9.Lower Ground floor & Ground floor M&E layout indicative only. Detailed fit-out subject to additional planning consent(s)

10.First & Second floor accommodation to receive background fit-out including: floor, wall & ceiling finishes; landlord & tenant building services; and fully finished communal areas & toilets.

11. Drawings Based on Existing Measured Data provided by Frank Hodgkinson Associates, June 2008.

Project

184-186 DEANSGATE

for Henry Boot Developments Ltd

Title

PROPOSED GROUND FLOOR PLAN

Drawn: MW	Checked: CM	Approved: IG
Scale: 1:100@A1	Date: 21.07.2009	Project No: M7105
Drawing No: L(02)11		Revision: AC2

ISSUED FOR PLANNING

hurdrolland Architects
7th Floor, 44 Peter Street Manchester M2 5GP
Tel 0161 832 3333
Fax 0161 833 2345

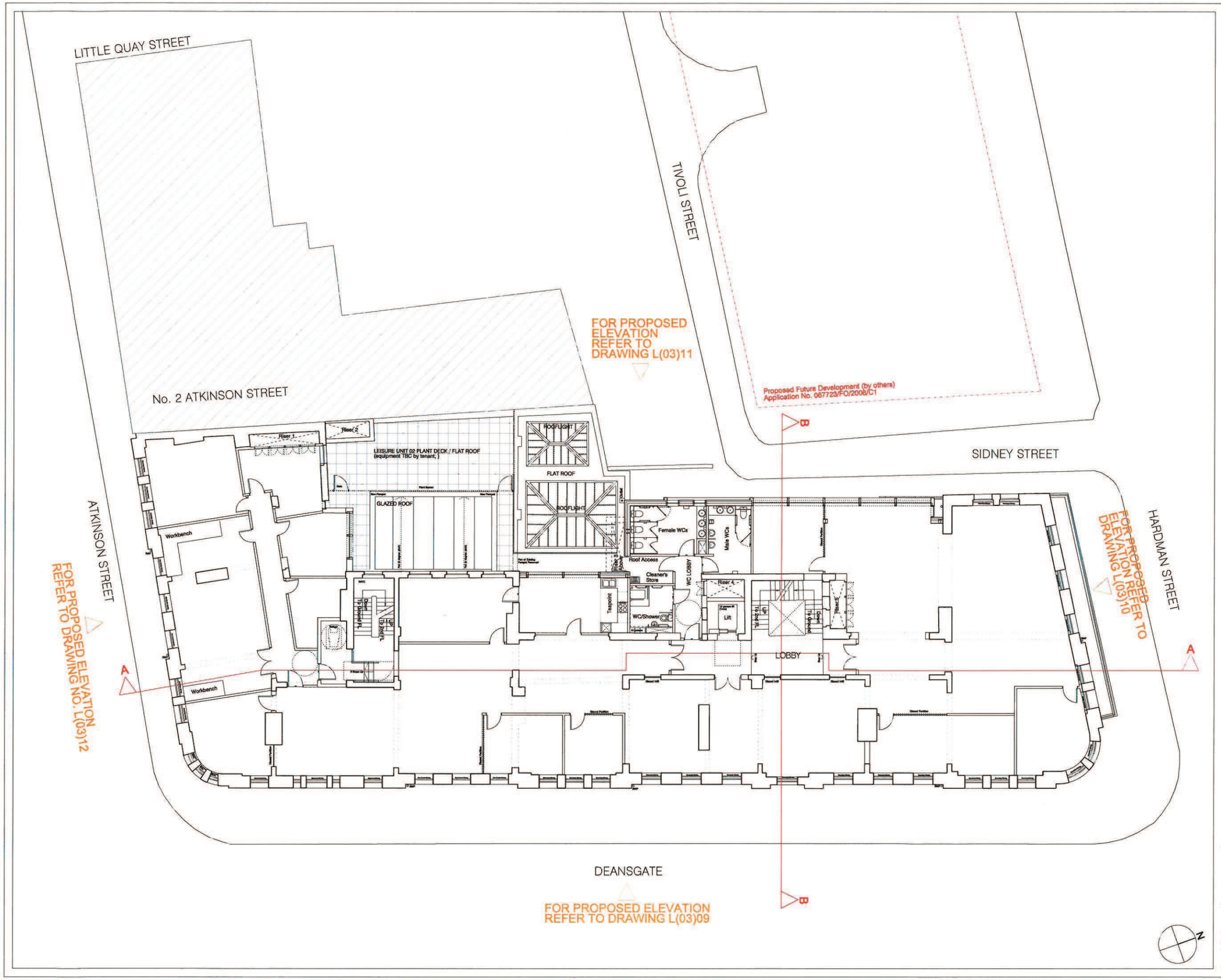

All dimensions to be as noted. Do not scale from this drawing. Report any discrepancies to the Architect / CA immediately. All Areas are approximate and use of these Areas for commercial purposes should include due allowance for variations inherent in design development and building processes. This drawing is the copyright and property of Hurd Rolland Partnership and must not be reproduced without prior written permission

Rev	Description	By	Chk	Date
-	Initial Issue	KHW	SRG	28.07.09
A	Areas checked	SRG	CM	29.07.09
B	Scheme amended	SRG	CM	03.11.09
C	Scheme amended	SRG	CM	06.11.09
D	WC Core and areas amended	SRG	CM	16.04.10
E	AMENDMENTS FOLLOWING HBDL/C&M/HRP MEETING 28.05.10	MW	IG	01.06.10
F	REAR ELEVATION AMENDED	MW	CM	22.06.10
G	PLANS REVISED FOLLOWING CLIENT, F-ENG & S-ENG COMMENTS	MW	CM	25.06.10
H	REVISED PLAN ISSUE	MW	CM	19.07.10
J	UPDATED PLANS FOR COSTING & APPROVAL	MW	IG	10.08.10
K	DRAFT FOR CLIENT APPROVAL	MW	IG	08.09.10
L	ISSUED FOR PLANNING	MW	IG	21.09.10
M	AMENDED TO INCORPORATE ODDFELLOWS REQUIREMENTS	CM	MW	22.11.11
P	AMENDED TO INCORPORATE ODDFELLOWS REQUIREMENTS	CM	MW	06.12.11
Q	UNIT 2 ROOF ACCESS & ROOFLIGHT AMENDED	CM	MW	14.12.11
R	ISSUED WITH DEVELOPMENT SPECIFICATION	CM	MW	16.12.11
S	ISSUED FOR PLANNING	MW	CM	23.01.12

APPROVED

PLANNING NOTES:

1.Please read in conjunction with application drawings, documents and other supporting information

2.Refer to transport statement for full vehicle servicing strategy, access and cycle provision

3.Internal layouts are subject to detailed tenant requirements

4.All party wall and ROL matters are subject to agreement

5.CCTV, external lighting, alarms and other signage as shown are subject to detailed tenant requirements & additional planning consents.

6.Proposals are subject to Building Regulations approval

7.Where appropriate cills, roof eaves and overhangs will be protected by the installation of anti-perching devices

8. Lower Ground & Ground floor accommodation to be constructed to 'shell only' standard (in accordance with RICS guidelines) with detailed fit-out subject to additional planning consent(s)

9.Lower Ground floor & Ground floor M&E layout indicative only. Detailed fit-out subject to additional planning consent(s)

10.First & Second floor accommodation to receive background fit-out including: floor, wall & ceiling finishes; landlord & tenant building services; and fully finished communal areas & toilets.

11. Drawings Based on Existing Measured Data provided by Frank Hodgkinson Associates, June 2008.

Project

184-186 DEANSGATE

for Henry Boot Developments Ltd

Title

PROPOSED FIRST FLOOR PLAN

Drawn: MW	Checked: CM	Approved: IG
Scale: 1:100@A1	Date: 21.07.2009	Project No: M7105
Drawing No: L(02)12_PL		Revision: S

ISSUED FOR PLANNING

hurdrolland

Architects

© Hurd Rolland Partnership

7th Floor, 44 Peter Street
Manchester M2 5QP
Tel: 0161 832 5202
Fax: 0161 832 5245

All dimensions to be as noted. Do not scale from this drawing. Report any discrepancies to the Architect / CA immediately. All Areas are approximate and use of these Areas for commercial purposes should include due allowance for variations inherent in design development and building processes. This drawing is the copyright and property of Hurd Rolland Partnership and must not be reproduced without prior written permission.

Rev	Description	By	Chk	Date
-	Initial issue	KHW	SRG	28.07.09
A	Areas checked	SRG	CM	29.07.09
B	Scheme amended	SRG	CM	03.11.09
C	Scheme amended	SRG	CM	06.11.09
D	WC Core and areas amended	SRG	CM	16.04.10
E	AMENDMENTS FOLLOWING HBDL/C&M/HRP MEETING 28.05.10	MW	IG	01.06.10
F	REAR ELEVATION AMENDED	MW	CM	22.06.10
G	PLANS REVISED FOLLOWING CLIENT, F-ENG & S-ENG COMMENTS	MW	CM	25.06.10
H	REVISED PLAN ISSUE	MW	CM	19.07.10
J	UPDATED PLANS FOR COSTING & APPROVAL	MW	IG	10.08.10
K	DRAFT FOR CLIENT APPROVAL	MW	IG	06.09.10
L	ISSUED FOR PLANNING	MW	IG	21.09.10
M	AMENDED TO INCORPORATE ODDFELLOWS REQUIREMENTS	CM	MW	22.11.11
P	AMENDED TO INCORPORATE ODDFELLOWS REQUIREMENTS	CM	MW	06.12.11
Q	UNIT 2 ROOF ACCESS & ROOFLIGHT AMENDED	CM	MW	14.12.11
R	ISSUED WITH DEVELOPMENT SPECIFICATION	CM	MW	16.12.11
S	ISSUED FOR PLANNING	MW	CM	23.01.12
S1	Variation of listed building consent condition 2	MW	IG	29.07.13

LITTLE QUAY STREET

TIVOLI STREET

FOR PROPOSED ELEVATION REFER TO DRAWING L(03)11

No. 2 ATKINSON STREET

Proposed Future Development (by others)
Application No. 087723/FO/2008/C1

NEW DOOR + WALL REPOSITIONED.

SIDNEY STREET

NEW DOOR + WALL

Riser 1

Riser 2

LEISURE UNIT 02 PLANT DECK / FLAT ROOF (equipment TBC by tenant,)

ROOFLIGHT

FLAT ROOF

GLAZED ROOF

ROOFLIGHT

Female WCs

Male WCs

Roof Access

Cleaner's Store

WC LOBBY

Riser 4

Riser 5

Teapoint

WC/Shower

Lift

LOBBY

Workbench

Workbench

ATKINSON STREET

HARDMAN STREET

FOR PROPOSED ELEVATION REFER TO DRAWING NO. L(03)12

FOR PROPOSED REFER TO ELEVATION DRAWING L(03)10

INCREASED SIZE OF RISER 5.

DOOR REPOSITIONED

WALLS + DOORS RE ALIGNED.

DOOR + WALL OMITTED

DEANSGATE

FOR PROPOSED ELEVATION REFER TO DRAWING L(03)09

PROPOSED

PLANNING NOTES:

1.Please read in conjunction with application drawings, documents and other supporting information

2.Refer to transport statement for full vehicle servicing strategy, access and cycle provision

3.Internal layouts are subject to detailed tenant requirements

4.All party wall and ROL matters are subject to agreement

5.CCTV, external lighting, alarms and other signage as shown are subject to detailed tenant requirements & additional planning consents.

6.Proposals are subject to Building Regulations approval

7.Where appropriate cills, roof eaves and overhangs will be protected by the installation of anti-perching devices

8. Lower Ground & Ground floor accommodation to be constructed to 'shell only' standard (in accordance with RICS guidelines) with detailed fit-out subject to additional planning consent(s)

9.Lower Ground floor & Ground floor M&E layout indicative only. Detailed fit-out subject to additional planning consent(s)

10.Flrat & Second floor accommodation to receive background fit-out including: floor, wall & ceiling finishes; landlord & tenant building services; and fully finished communal areas & toilets.

11. Drawings Based on Existing Measured Data provided by Frank Hodgkinson Associates, June 2008.

Project

184-186 DEANSGATE

for Henry Boot Developments Ltd

Title

PROPOSED FIRST FLOOR PLAN

Drawn: MW	Checked: CM	Approved: IG
Scale: 1:100@A1	Date: 21.07.2009	Project No: M7105
Drawing No: L(02)12		Revision: S1

ISSUED FOR PLANNING

hurdrolland
7th Floor, 44 Peter Street
Manchester M2 5GP
Tel: 0161 832 2223
Fax: 0161 832 2240

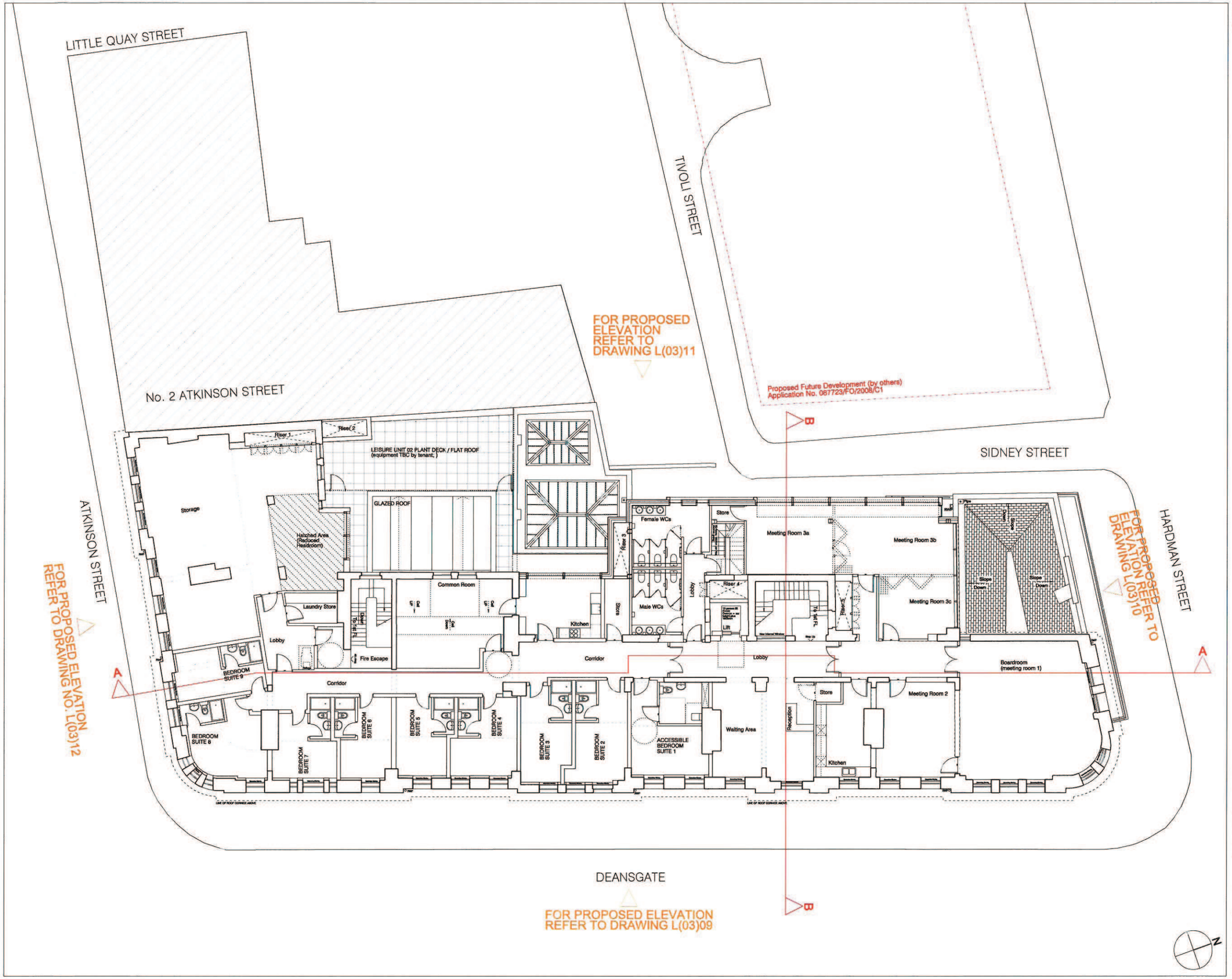

All dimensions to be as noted. Do not scale from this drawing. Report any discrepancies to the Architect / CA immediately. All Areas are approximate and use of these Areas for commercial purposes should include due allowance for variations inherent in design development and building processes. This drawing is the copyright and property of Hurd Rolland Partnership and must not be reproduced without prior written permission

Rev	Description	By	Chk	Date
-	Initial issue	KHW	SRG	28.07.09
A	Initial issue	SRG	CM	29.07.09
B	Scheme amended	SRG	CM	03.11.09
C	Scheme Coordinated with DT	SRG	CM	16.11.09
D	Scheme amended for planning consultation	SRG	CM	27.11.09
E	Plant access to roof added	SRG	CM	19.03.10
F	WC Core Revised and areas amended to suit	SRG	CM	16.04.10
G	AMENDMENTS FOLLOWING HBDL/C&M/HRP MEETING 28.05.10	MW	IG	01.06.10
H	REAR ELEVATION AMENDED	MW	CM	22.06.10
J	PLANS REVISED FOLLOWING CLIENT, F-ENG & S-ENG COMMENTS	MW	CM	25.06.10
K	REVISED PLAN ISSUE	MW	CM	19.07.10
L	UPDATED PLANS FOR COSTING & APPROVAL	MW	IG	10.08.10
M	DRAFT FOR CLIENT APPROVAL	MW	IG	06.09.10
N	ISSUED FOR PLANNING	MW	IG	21.09.10
P	INCORPORTION OF ODDFELLOWS REQUIRMENTS	CM	MW	22.11.11
Q	INCORPORTION OF ODDFELLOWS REQUIRMENTS	CM	MW	22.11.11
R	ISSUED WITH DEVELOPMENT SPECIFICATION	CM	MW	16.12.11
S	ISSUED FOR PLANNING	MW	IG	23.01.12

APPROVED

PLANNING NOTES:

1.Please read in conjunction with application drawings, documents and other supporting information

2.Refer to transport statement for full vehicle servicing strategy, access and cycle provision

3.Internal layouts are subject to detailed tenant requirements

4.All party wall and ROL matters are subject to agreement

5.CCTV, external lighting, alarms and other signage as shown are subject to detailed tenant requirements & additional planning consents.

6.Proposals are subject to Building Regulations approval

7.Where appropriate cills, roof eaves and overhangs will be protected by the installation of anti-perching devices

8. Lower Ground & Ground floor accommodation to be constructed to 'shell only' standard (in accordance with RICS guidelines) with detailed fit-out subject to additional planning consent(s)

9.Lower Ground floor & Ground floor M&E layout indicative only. Detailed fit-out subject to additional planning consent(s)

10.First & Second floor accommodation to receive background fit-out including: floor, wall & ceiling finishes; landlord & tenant building services; and fully finished communal areas & toilets.

11. Drawings Based on Existing Measured Data provided by Frank Hodgkinson Associates, June 2008.

Project

184-186 DEANSGATE

for Henry Boot Developments Ltd

Title

PROPOSED SECOND FLOOR PLAN

Drawn: MW	Checked: CM	Approved: IG
Scale: 1:100@A1	Date: 21.07.2009	Project No: M7105
Drawing No: L(02)13_PL		Revision: S

ISSUED FOR PLANNING

hurdrolland

Architects

© Hurd Rolland Partnership

7th Floor, 44 Peter Street
Manchester M2 5GP
Tel 0161 832 5320
Fax 0161 832 5245

All dimensions to be as noted. Do not scale from this drawing. Report any discrepancies to the Architect / QA immediately. All Areas are approximate and use of these Areas for commercial purposes should include due allowances for variations inherent in design development and building processes. This drawing is the copyright and property of Hurd Rolland Partnership and must not be reproduced without prior written permission

Rev	Description	By	Chk	Date
-	Initial issue	KHW	SRG	28.07.09
A	Initial issue	SRG	CM	29.07.09
B	Scheme amended	SRG	CM	03.11.09
C	Scheme Coordinated with DT	SRG	CM	16.11.09
D	Scheme amended for planning consultation	SRG	CM	27.11.09
E	Plant access to roof added	SRG	CM	19.03.10
F	WC Core Revised and areas amended to suit	SRG	CM	16.04.10
G	AMENDMENTS FOLLOWING HBDL/C&M/HRP MEETING 28.05.10	MW	IG	01.06.10
H	REAR ELEVATION AMENDED	MW	CM	22.06.10
J	PLANS REVISED FOLLOWING CLIENT, F-ENG & S-ENG COMMENTS	MW	CM	25.06.10
K	REVISED PLAN ISSUE	MW	CM	19.07.10
L	UPDATED PLANS FOR COSTING & APPROVAL	MW	IG	10.08.10
M	DRAFT FOR CLIENT APPROVAL	MW	IG	08.09.10
N	ISSUED FOR PLANNING	MW	IG	21.09.10
P	INCORPORTION OF ODDFELLOWS REQUIRMENTS	CM	MW	22.11.11
Q	INCORPORTION OF ODDFELLOWS REQUIRMENTS	CM	MW	22.11.11
R	ISSUED WITH DEVELOPMENT SPECIFICATION	CM	MW	16.12.11
S	ISSUED FOR PLANNING	MW	IG	23.01.12
S1	Variation of listed building consent condition 2	MW	IG	29.07.13

LITTLE QUAY STREET

TIVOLI STREET

FOR PROPOSED ELEVATION REFER TO DRAWING L(03)11

No. 2 ATKINSON STREET

Proposed Future Development (by others)
Application No. 087723/FO/2008/C1

INCREASED SIZE OF RISER 5. DOOR + WALL REPOSITIONED.

SIDNEY STREET

ATKINSON STREET

FOR PROPOSED ELEVATION REFER TO DRAWING NO. L(03)12

HARDMAN STREET

FOR PROPOSED REFER TO ELEVATION L(03)10

DEANSGATE

FOR PROPOSED ELEVATION REFER TO DRAWING L(03)09

Riser 1
Riser 2
LEISURE UNIT 02 PLANT DECK / FLAT ROOF (equipment TBC by tenant,)
Storage
GLAZED ROOF
Hatched Area (Reduced Headroom)
Laundry Store
Common Room
Lobby
Fire Escape
Kitchen
Store
Male WCs
Female WCs
Riser 3
Lobby
Store
Riser 4
Lift
Meeting Room 3a
Meeting Room 3b
Meeting Room 3c
Riser 5
Slope Down
Corridor
Lobby
Boardroom (meeting room 1)
Meeting Room 2
Store
Reception
Waiting Area
Kitchen
ACCESSIBLE BEDROOM SUITE 1
BEDROOM SUITE 2
BEDROOM SUITE 3
BEDROOM SUITE 4
BEDROOM SUITE 5
BEDROOM SUITE 6
BEDROOM SUITE 7
BEDROOM SUITE 8
BEDROOM SUITE 9
Corridor
LINE OF ROOF CORNICE ABOVE

PROPOSED

PLANNING NOTES:

1.Please read in conjunction with application drawings, documents and other supporting information

2.Refer to transport statement for full vehicle servicing strategy, access and cycle provision

3.Internal layouts are subject to detailed tenant requirements

4.All party wall and ROL matters are subject to agreement

5.CCTV, external lighting, alarms and other signage as shown are subject to detailed tenant requirements & additional planning consents.

6.Proposals are subject to Building Regulations approval

7.Where appropriate cills, roof eaves and overhangs will be protected by the installation of anti-perching devices

8. Lower Ground & Ground floor accommodation to be constructed to 'shell only' standard (in accordance with RICS guidelines) with detailed fit-out subject to additional planning consent(s)

9.Lower Ground floor & Ground floor M&E layout indicative only. Detailed fit-out subject to additional planning consent(s)

10.Flrat & Second floor accommodation to receive background fit-out including: floor, wall & ceiling finishes; landlord & tenant building services; and fully finished communal areas & toilets.

11. Drawings Based on Existing Measured Data provided by Frank Hodgkinson Associates, June 2008.

Project

184-186 DEANSGATE

for Henry Boot Developments Ltd

Title

PROPOSED SECOND FLOOR PLAN

Drawn: MW	Checked: CM	Approved: IG
Scale: 1:100@A1	Date: 21.07.2009	Project No: M7105
Drawing No: L(02)13_PL		Revision: S1

ISSUED FOR PLANNING

hurdrolland
7th Floor, 44 Peter Street
Manchester M2 5GP
Tel 0161 832 3232
Fax 0161 832 3242