DDA Compliancy: a user oriented design



Display: center located at 1.3m

Buttons: center located at 1.2m

Coins/Card inlet, PinPad: height located between 0.75m and 1.2m

Ticket release, coin return: height located over 0.75m and under 1.2m



ADA Compliancy

ADA specifications version 2004, major requirements:

- Height of interfaces and controls above the finish floor
  - Must be between: 15" (38cm) min and 48" (122cm) max
- Size of buttons > 0.77" (2cm) for the smallest dimension
- The force required to activate controls must be <5lb (22.2N)
- No control requiring spin of wrist
- Any protruding part of the terminal less than 3.93" (10cm)
- A clear floor space must be provided in front of the machine: 30"x48" (0.76mx1.22m)

2 solutions to comply to ADA:

- Pedestal has to be installed buried, on the front side of the machine
- Or the terminal can be installed directly on flat ground

Terminal's Height Management

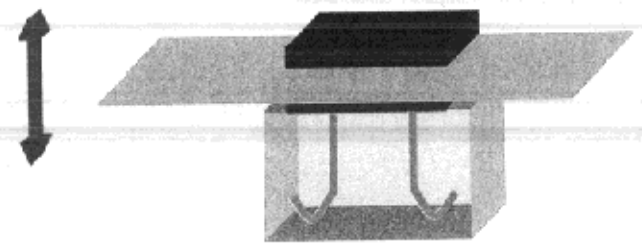

The terminal's housing is offered in one height identical for Transfer and Rapid system:

- 1.475m/58in

Pedestal can be partly buried :

- Pedestal is protected against corrosion
- Size: Height 15.5cm/6.1in x Width 29.7cm x Depth 27cm

The overall terminal's finished height* can be managed thanks to the pedestal depth installation:

- Terminal's height management: from 0 to 13.5cm/5.3in
- Minimum height: 1.475m/58in
- Maximum height: 1.610m/63in

(* Without PTop/ solar panel and zone indicator)

Ground Installation

Pedestal enables Height management and 2 parts installation

Adaptation to different floors surfaces

- Pedestal position can be adjusted
- Concrete, asphalt, stone,...
- Sloped floors





PARKEON

Enhanced User Interface
Readability and flexibility

Optimized buttons organization for quick and easy understanding

- Large buttons
- grouped close to the screen
- natural reading concept left-right

A highly customizable interface

- large information sticker
- Number, position and color of



PARKEON

Payment Configurations Management



No pin-pad/Keypad



No Card



No Coin

PARKEON

Buttons and Keypad functions



Grey Button = Multilingual, select up to 4 languages

Yellow Button = 5 Users/tariffs selection

Blue Buttons = select parking duration

- "+" button: increment parking duration by step defined in the customization "card debit amount"
- "+" and "max": "max" allows to get directly to the max parking duration or to the time limit allowed
- "+" and "-": "-" allows decrement of duration



Secured Pin Pad for EMV Banking

Keypad for Pay By Space



Information Labels

Labels fully customizable

Labels can be easy exchanged on field after opening of the maintenance door

Labels Protected behind a glass



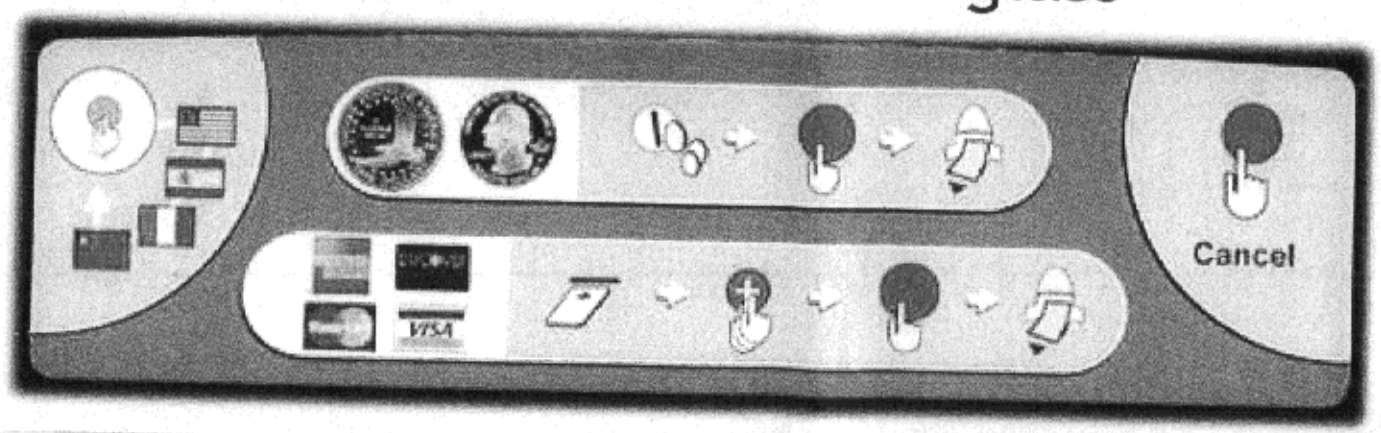

PARKEON

Information Stickers

Area available for Customer sticker



Transaction guiding



Information Stickers

Transaction guiding:

Main role: identify quickly the interface suited for the transaction

Icons used to help foreign people or color blinded people to understand the function

Sticker suited for outdoor use

Resistance to first vandalism level

PARKEON



NNING
- 8 APR 2008

STRADA Accessibility



Create harmony for your city

A user oriented design

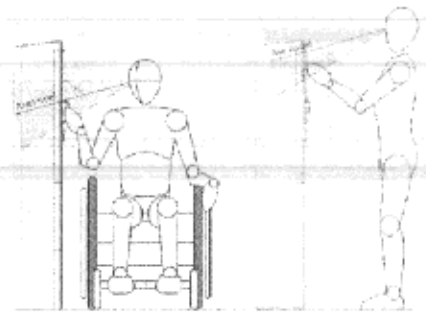

- STRADA designed to offer ease of use and to comply to accessibility standards:
  - Location of all interfaces (controls, display…) suited for a wide range of user's size
  - Accessibility for wheelchair users possible either from front or side reach
  - Non users are taken into account: protrusion managed
- A flexible technical offer to adapt to various situations thanks to a pedestal providing easy management of terminal's final height
- A friendly user interface

DDA Compliancy

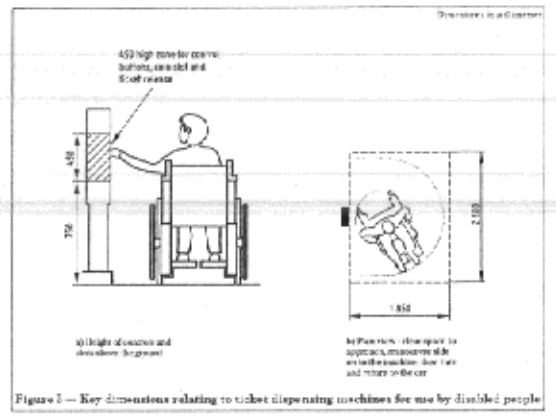

Figure 3 — Key dimensions relating to ticket dispensing machines for use by disabled people

DDA specifications BS8300-2001, major requirements:

- Height of interfaces and controls above the finish floor
  - Must be between: 75cm min and 120cm max
- Any protruding part of the terminal less than 10cm from the access route
- A clear floor space must be provided in front of the machine: 1.85mx2.1m

2 solutions to comply to DDA:

- Pedestal has to be installed buried
- Or the terminal can be installed directly on flat ground

EN15291 Compliancy

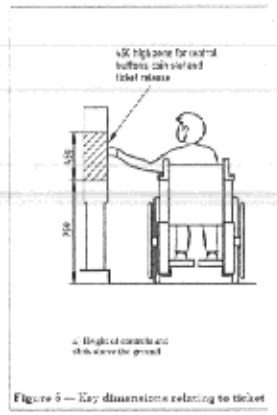

Figure 5 — Key dimensions relating to ticket

EN15291 specifications-Jan2006, major requirements:

- Height of interfaces and controls above the finish floor
  - Must be between: 75cm min and 130cm max
- Any protruding part of the terminal less than 10cm from the access route
- A clear floor space must be provided in front of the machine: 1.5mx1.5m

2 solutions to comply to EN15291:

- Pedestal has to be installed in order to add a maximum height of 10cm over the finish floor
- Or the terminal can be installed directly on flat ground