

Network Rail

Square 1

Ground Floor, Reception

Internal signage proposal

Numbers 1a-f

24.10.17

C
LI
NIC

Network Rail Square 1: Internal Signage, Ground Floor

Positional

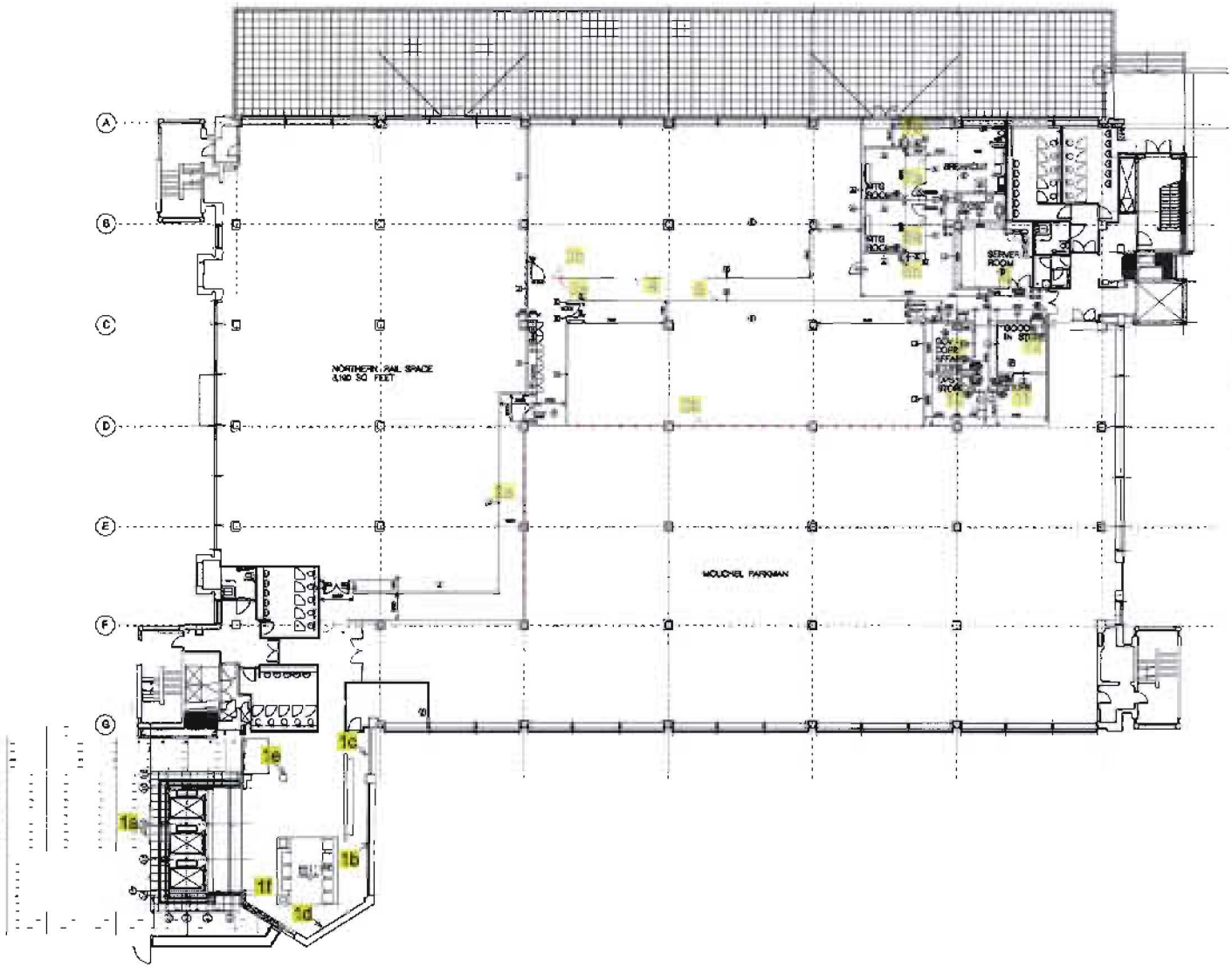

1a: Lift: Photographic manifestation
1b: Reception: Logos
1c: Reception: Photographic manifestation
1d: Reception: Photographic manifestation
1e: Reception: Directional plaque
1f: Reception Directional totem

General Arrangement Plan
Ground Floor

Network Rail Square 1: Internal Signage, Grnd Flr Reception

All dimensions to be checked on site. Do not scale from this drawing.

Notes:

untreated images

Number 1a: Reception lift: Photographic manifestation

Full colour contravision vinyls, adhered to
outside of glazed lift wall at ground level.





Network Rail Square 1: Internal Signage, Grnd Flr Reception

Number 1b: Reception logos

All dimensions to be checked on site. Do not scale from this drawing.

Notes:

exact logo dimensions TBC

paint finish details required

amend logo order below as per eg

Logos form-cut in brushed stainless steel.
Affixed with spacers to wall

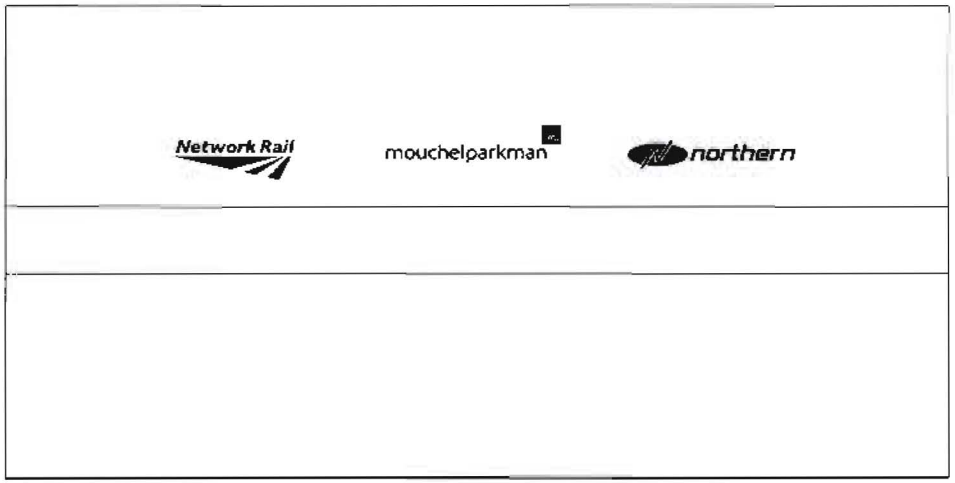



Network Rail Square 1: Internal Signage, Grnd Flr Reception

All dimensions to be checked on site. Do not scale from this drawing.

Number 1c: Reception: Photographic manifestation

Frosted vinyl, adhered to inside of glazing to rear of reception desk. 'Network Rail' cutout in frosted vinyl and 'Square One' cut out of frosting panel to reveal clear glazing.





Network Rail Square 1: Internal Signage, Ground Floor

Number 1d: Reception: Photographic manifestation

All dimensions to be checked on site. Do not scale from this drawing.

Notes:

New image to be visualised

Full colour photographic image printed onto dibond & adhered to wall with flush spacers.

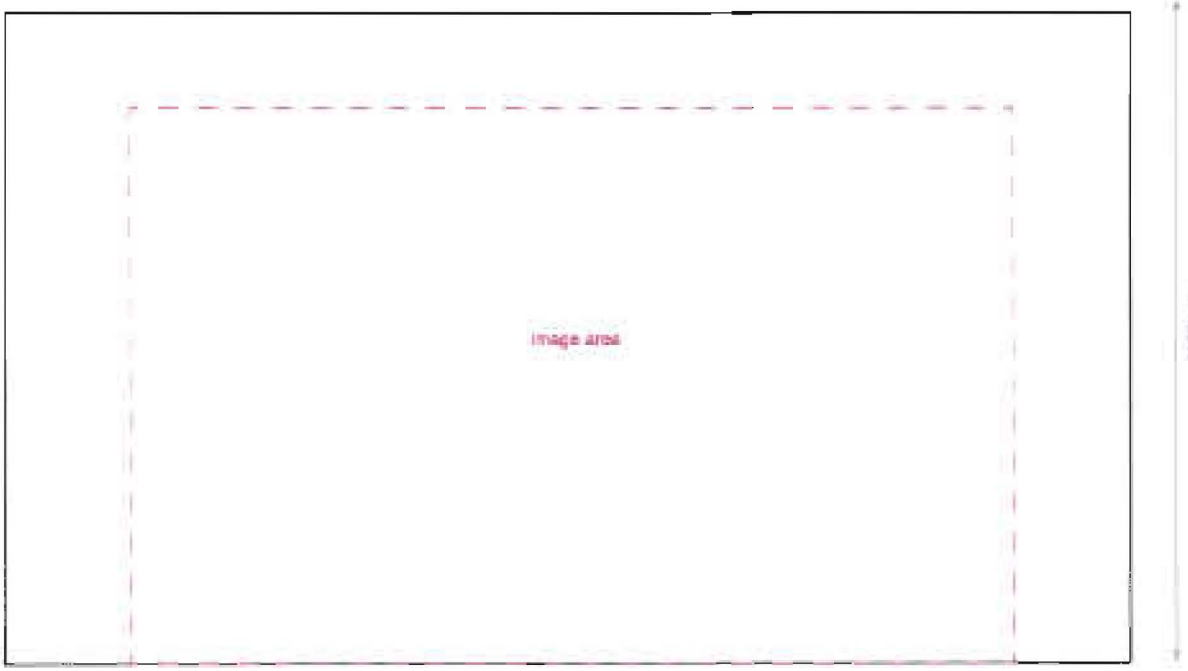



Network Rail Square 1: Internal Signage, Grnd Flr Reception

All dimensions to be checked on site. Do not scale from this drawing.

Number 1e: Reception: Wall plaque

Notes:

dimensions tbc

Square One

3 Network Rail

2 Network Rail

1 Network Rail

G Network Rail
Northern Rail
Mouchel Parkman

Brushed stainless steel, with folded curved returns, to act as fixing points. Type applied as exterior strength vinyls to match pantone 447C.

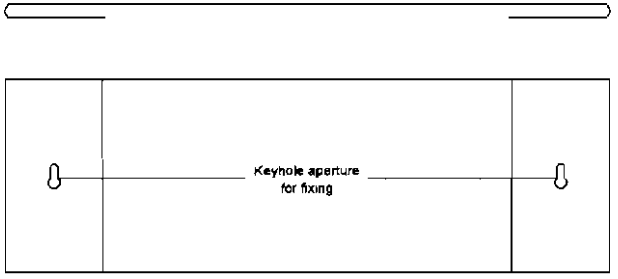

Network Rail Square 1: Internal Signage, Grnd Flr Reception

All dimensions to be checked on site. Do not scale from this drawing.

Number 1f: Reception: Directional totem near lifts (exact position TBC following site survey)

Third Floor

- Restaurant
- Meeting rooms 1-9
- First aid
- Multifaith room
- Stores 1-3
- ICC

Second Floor

- Meeting rooms 1-9
- Quiet rooms 1 and 2
- Training
- Finance postroom
- Stores 1 and 2

First Floor

- Meeting rooms 1-10
- Quiet rooms 1 and 2
- Postroom
- Comms/LAN
- Stores 1-4

Folded brushed stainless steel box construction (two halves) with 40mm returns (80mm in total). Type applied as exterior strength vinyls to match pantone 447C. Affixed in position with concealed 50mm x 50mm galvanised steel posts and frame.

Notes:

Should totem have Network Rail logo as it may not be clear with MP and Northern in same building?

Job no: 3957 20.08.2007