OUR REF NO: 856
5 MAPLEY AVENUE
NORTHENDEN
MANCHESTER
M22 4AP



NON-MATERIAL AMENDMENT DRAWINGS

FALVIA Services Ltd.

pdfMachine
Is a pdf writer that produces quality PDF files with ease!
Produce quality PDF files in seconds and preserve the integrity of your original documents. Compatible across nearly all Windows platforms, if you can print from a windows application you can use pdfMachine.
Get yours now!

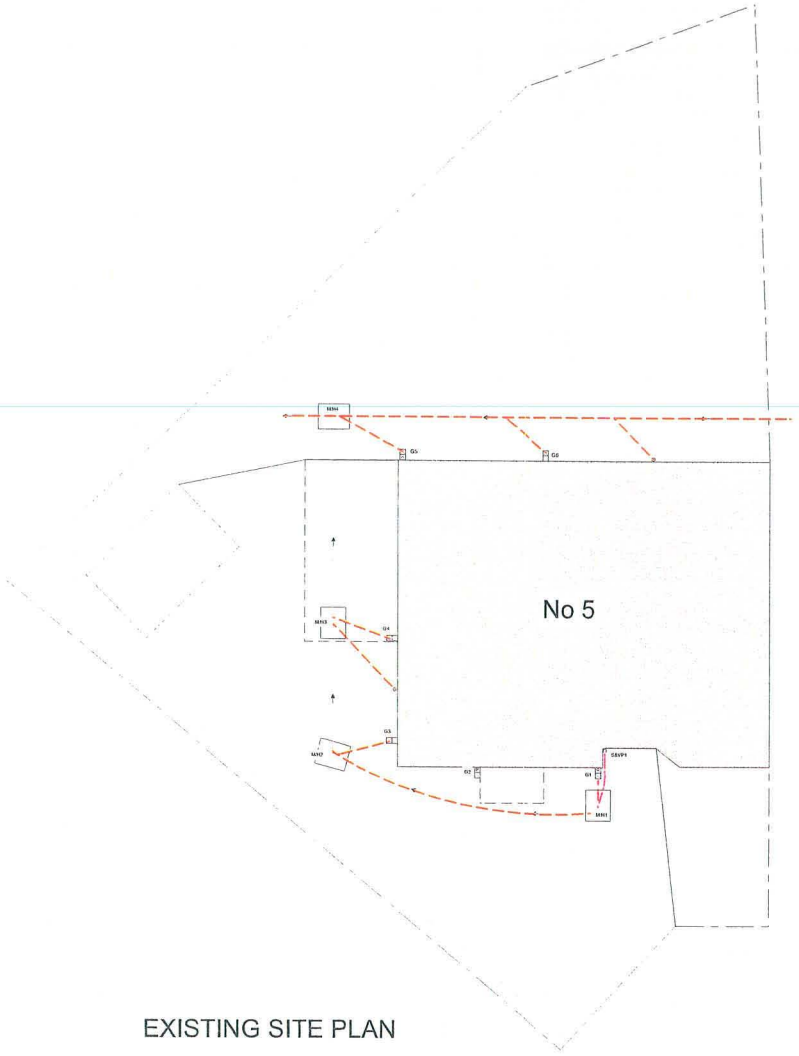

EXISTING SITE PLAN

RainDrain
- Manufacturer: ACO Water Management: Urban & Landscape, Div of ACO Technologies plc
  - Web: www.aco.co.uk
  - Email: technologies@aco.co.uk
  - Tel: +44 (0)1462 816666
  - Fax: +44 (0)1462 815895
  - Address: ACO Business Park, Hitchin Road, Shefford, Bedfordshire SG17 5TE.
  - Product reference: RainDrain.
- Channel:
  - Joints: Drain union, PVC-U, 110 mm diameter Horizontal foul air trap.
  - Accessories: Endcap, closing piece/ Endcap, outlet/ Sump unit with galvanized steel grating and sediment bucket.
- Gratings: Cast iron grating to BS EN 1433 load class B125.

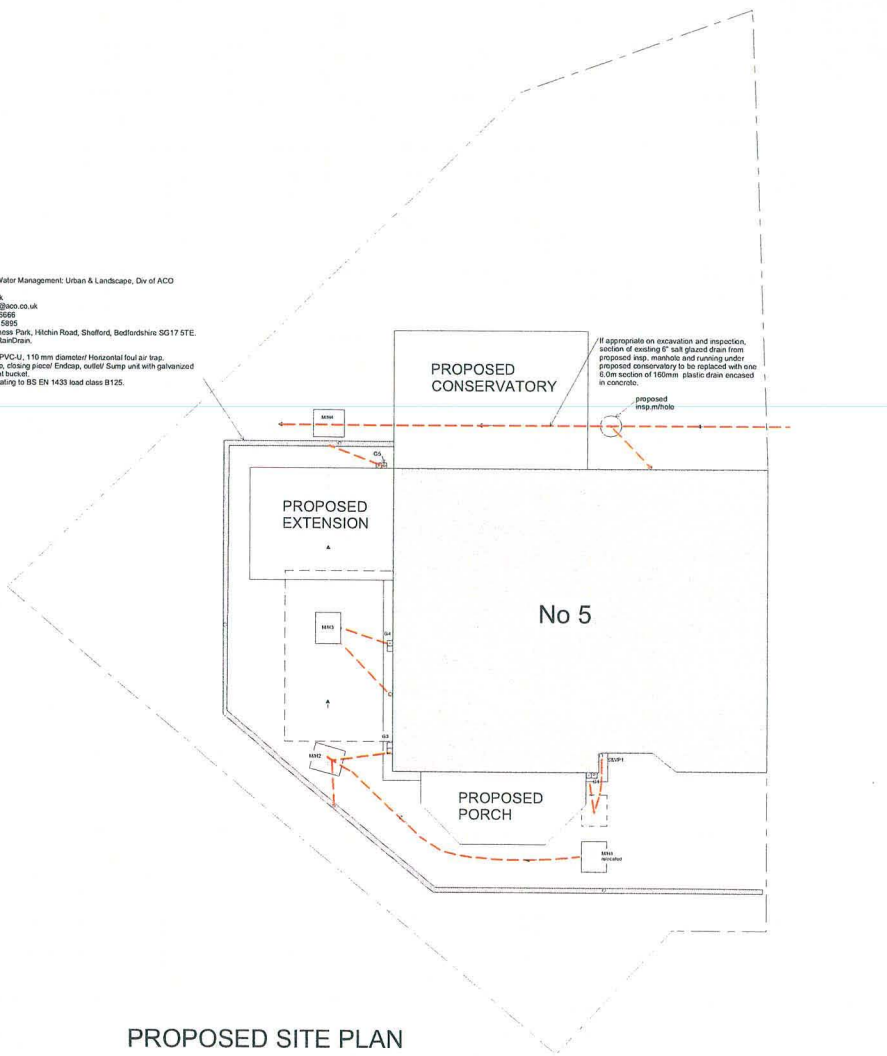

PROPOSED SITE PLAN

Scale: metres 0 1.0 2.0 3.0 4.0 5.0

Rev E: Conservatory foorprint amended. gff 07.06.2012
Rev D: New manhole and notes added. gff 19.11.2011
Rev C: Position of aco drain added. gff 04 .11.2011
Rev B: Porch and Conservatory footprint amended. gff 26.07.2011
Rev A: Side extension added. gff 14.05.2011

5 MAPLEY AVENUE
NORTHENDEN
MANCHESTER M22 4AP
drwg no.: 856/1E scale: 1/200 @ A4
drawn by: gff date: 09.03.11
SITE PLAN

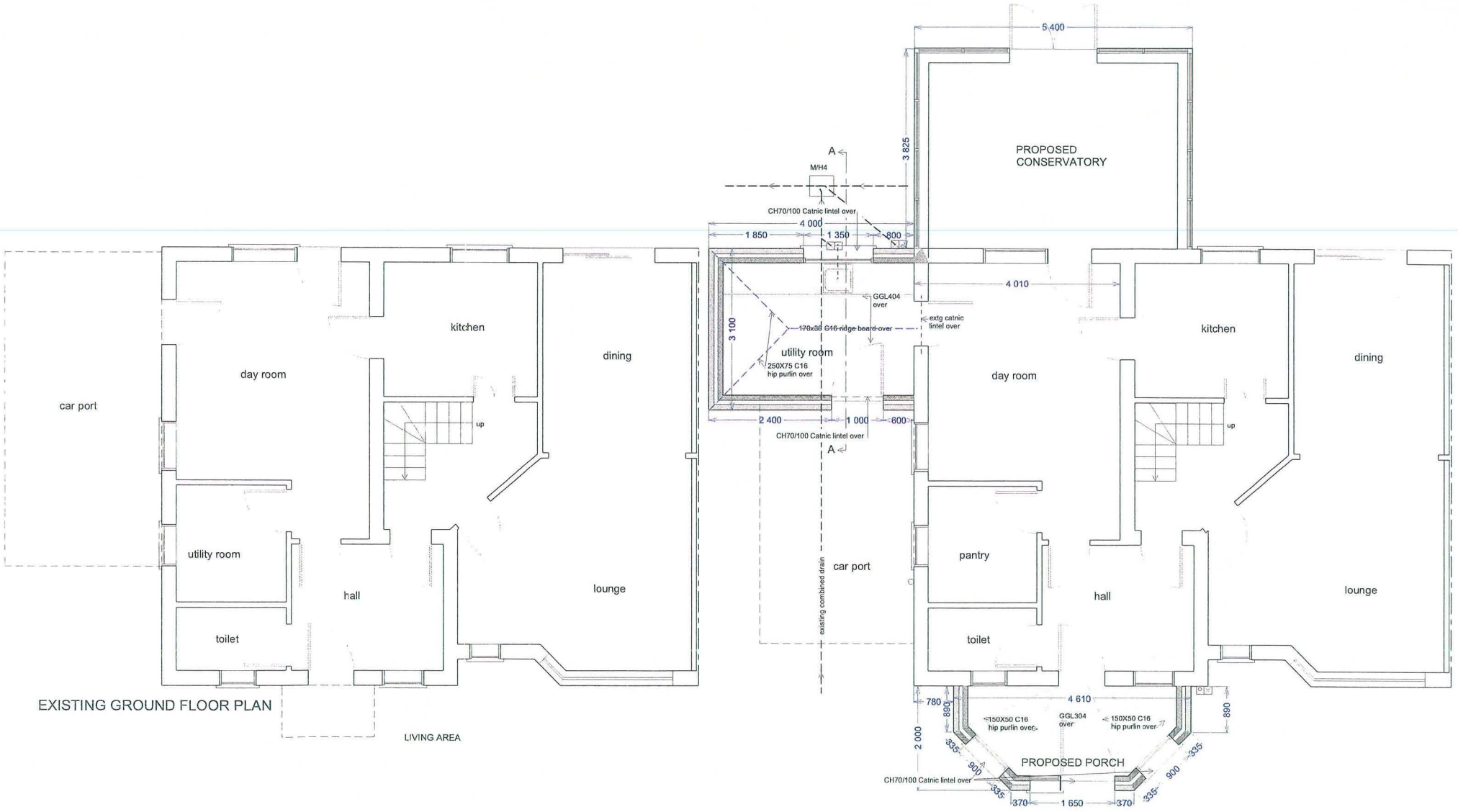

Rev B: Conservatory footprint amended gff 27.03.2012

Rev A: Velux windows to Utility Room and Porch door amended gff 28.07.11

5 MAPLEY AVENUE
NORTHENDEN
MANCHESTER M22 4AP
drwg no.: 856/2B scale: 1/100 @ A4
drawn by: gff date: 04.10.11
PROPOSED GROUND FLOOR PLAN



FRONT ELEVATION

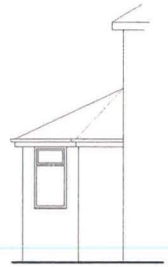

PORCH SIDE
ELEVATION

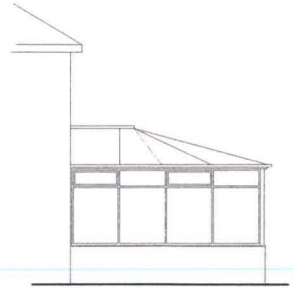

CONSERVATORY
SIDE ELEVATION



REAR ELEVATION



SIDE ELEVATION

Rev B: Conservatory footprint amended gff 07.06.2012

Rev A: Utility Room Velux windows and Porch door amended. gff 28.07.11

Scale: metres 0 0.5 1.0 1.5 2.0 3.0 4.0 5.0

5 MAPLEY AVENUE
NORTHENDEN
MANCHESTER M22 4AP
drwg no.: 856/4B scale: 1/100 @ A3
drawn by: gff date: 30.05.11
PROPOSED ELEVATIONS