

DO NOT SCALE THIS DRAWING ALL DIMENSIONS MUST BE CHECKED ON SITE INFORM THE ARCHITECT OF ANY DISCREPANCIES PRIOR TO CONSTRUCTION

KEY PLAN

NOTES

NORTH

EXTENT OF SITE FOR PROPOSAL

EXTENT OF ADJACENT LAND OWNED BY APPLICANT

REV	DATE	DESCRIPTION	DRN	CHK
P01	23.11.12	PLANNING APPLICATION	ASA	JMD

jestico + whiles
1 Cobourg Street London NW1 2HP
t +44 (0) 20 7580 6382 f +44 (0) 87 0622 0732 w jesticowhiles.com
architecture + interior design london + prague

CLIENT
THE UNIVERSITY OF MANCHESTER

PROJECT
NATIONAL GRAPHENE INSTITUTE

DRAWING TITLE
SITE LOCATION PLAN

SCALE 1:1250 A3 SHEET

STATUS
PLANNING

DRAWING NO 2469–JW–100 REV P01

©2012 jestico + whiles. all rights reserved

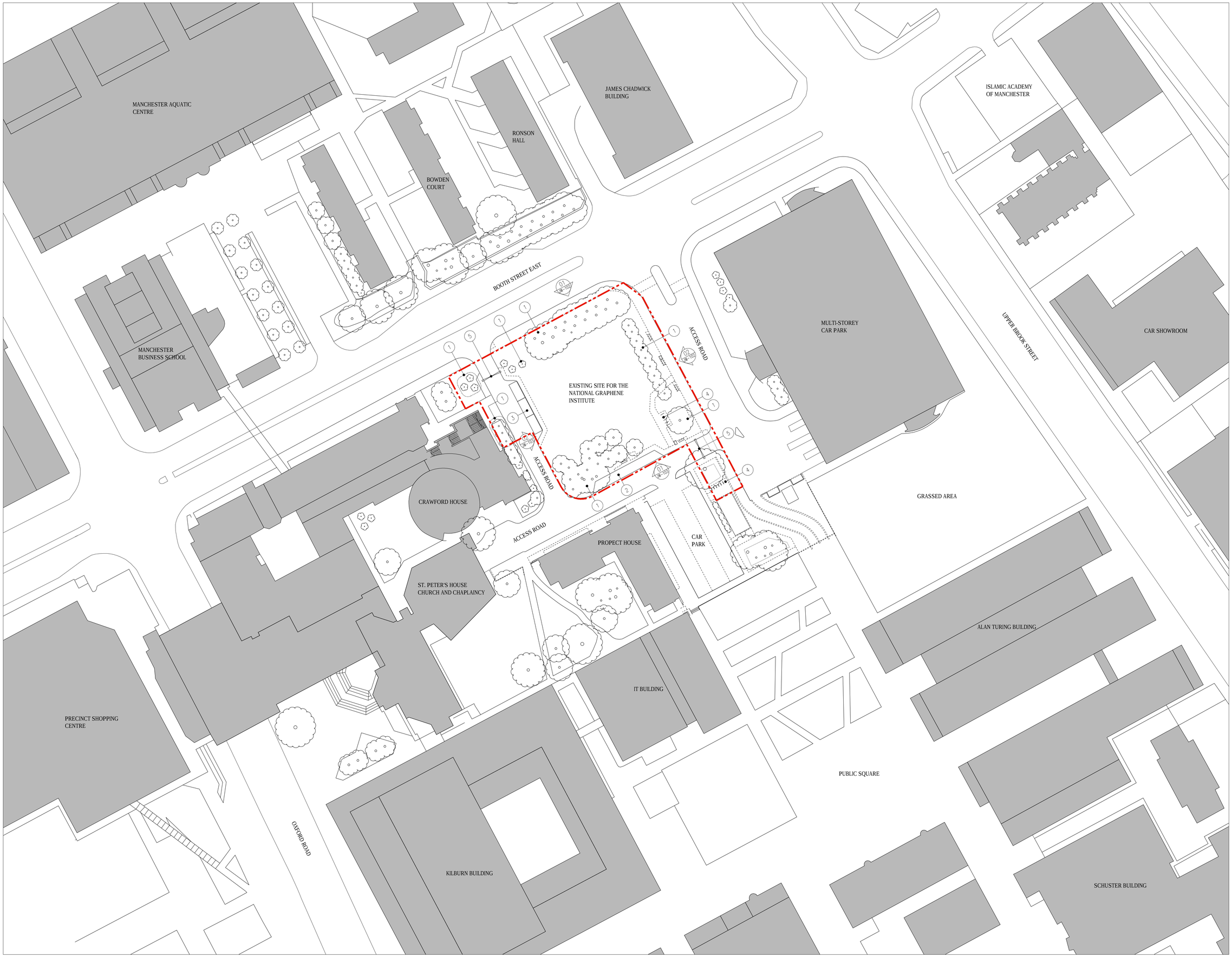

DO NOT SCALE THIS DRAWING. ALL DIMENSIONS MUST BE CHECKED ON SITE. INFORM THE ARCHITECT OF ANY DISCREPANCIES PRIOR TO CONSTRUCTION

KEY PLAN

NOTES

NORTH

1. EXISTING TREES/ PLANTING PROPOSED FOR REMOVAL
2. EXISTING LOADING BAY PROPOSED FOR REMOVAL
3. EXISTING DISABLED CAR PARKING PROPOSED FOR RELOCATION
4. EXISTING CYCLE STANDS PROPOSED FOR RELOCATION
5. EXISTING ROAD ACCESS BARRIER

REV	DATE	DESCRIPTION	DRN	CHK
P02	23.11.12	PLANNING APPLICATION	ASA	JMD
P01	20.11.12	DRAFT PLANNING APPLICATION	ASA	JMD

jestico + whiles
1 Coburg Street London NW1 2HP
t +44 (0) 20 7380 0382 f +44 (0) 87 0622 0732 w jesticowhiles.com
architecture + interior design london + prague

CLIENT
THE UNIVERSITY OF MANCHESTER

PROJECT
NATIONAL GRAPHENE INSTITUTE

DRAWING TITLE
EXISTING SITE PLAN

SCALE 1:500 A1 SHEET

STATUS
PLANNING

DRAWING NO 2469-JW-101 REV P02

© 2012 jestico + whiles. all rights reserved

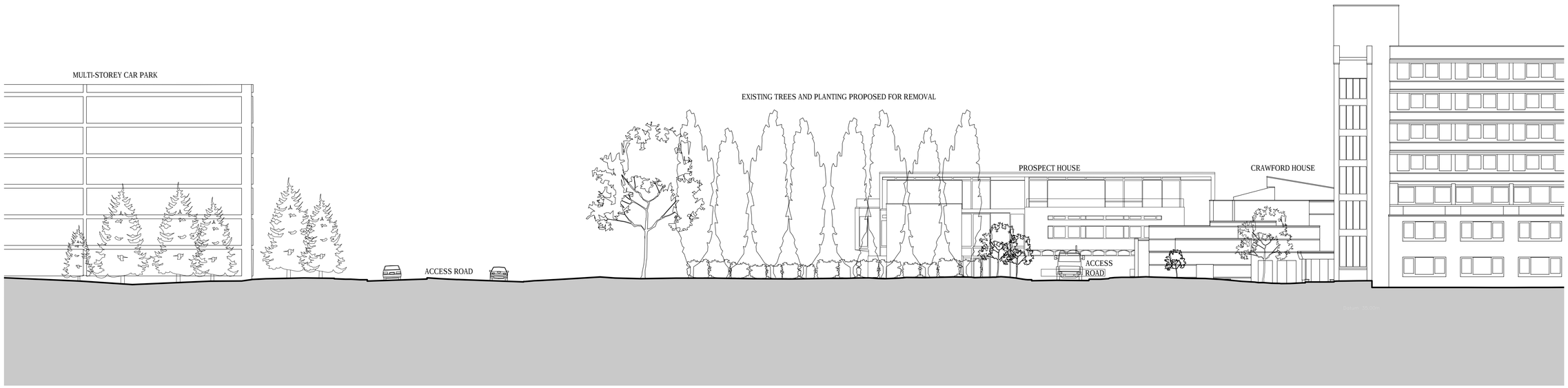

1 JW-102 EXISTING BOOTH STREET EAST ELEVATION
1:200@A1

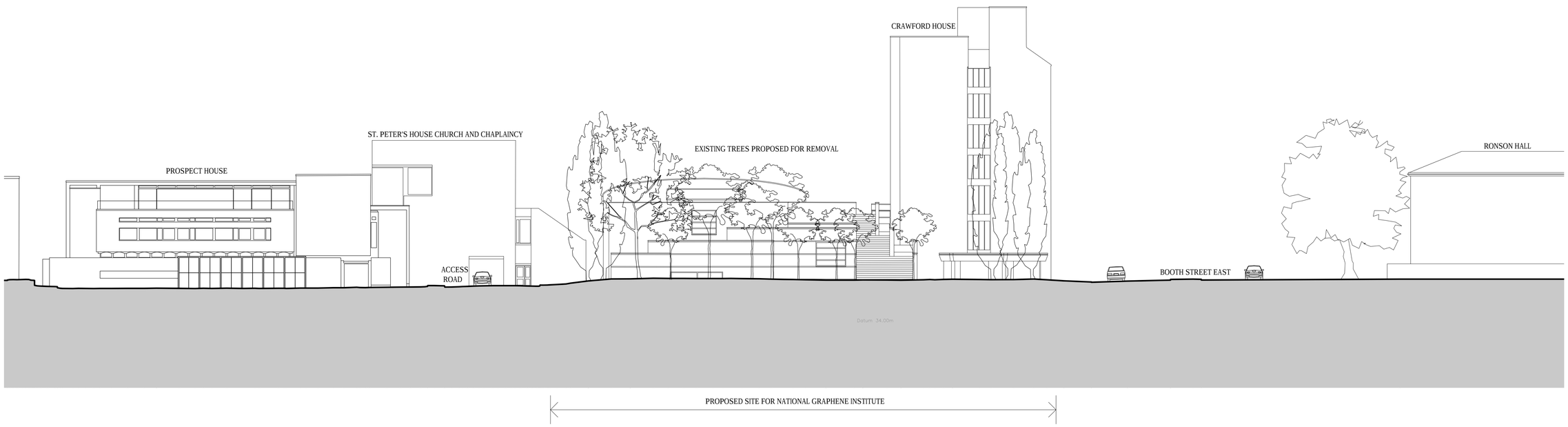

2 JW-102 EXISTING EAST ELEVATION
1:200@A1

DO NOT SCALE THIS DRAWING ALL DIMENSIONS MUST BE CHECKED ON SITE
INFORM THE ARCHITECT OF ANY DISCREPANCIES PRIOR TO CONSTRUCTION

KEY PLAN

NOTES

REV	DATE	DESCRIPTION	DRN	CHK
P02	23.11.12	PLANNING APPLICATION	ASA	JMD
P01	20.11.12	DRAFT PLANNING APPLICATION	ASA	JMD

jestico + whiles
1 Cobourg Street London NW1 2HP
t +44 (0) 20 7380 0352 f +44 (0) 87 0822 0732 w jesticowhiles.com
architecture + interior design london + prague

CLIENT
THE UNIVERSITY OF MANCHESTER
PROJECT
NATIONAL GRAPHENE INSTITUTE

DRAWING TITLE
EXISTING ELEVATIONS –
BOOTH STREET EAST & YORK STREET

SCALE 1:200 A1 SHEET

STATUS
PLANNING

DRAWING NO 2469–JW–102 REV P02

©2012 jestico + whiles. all rights reserved

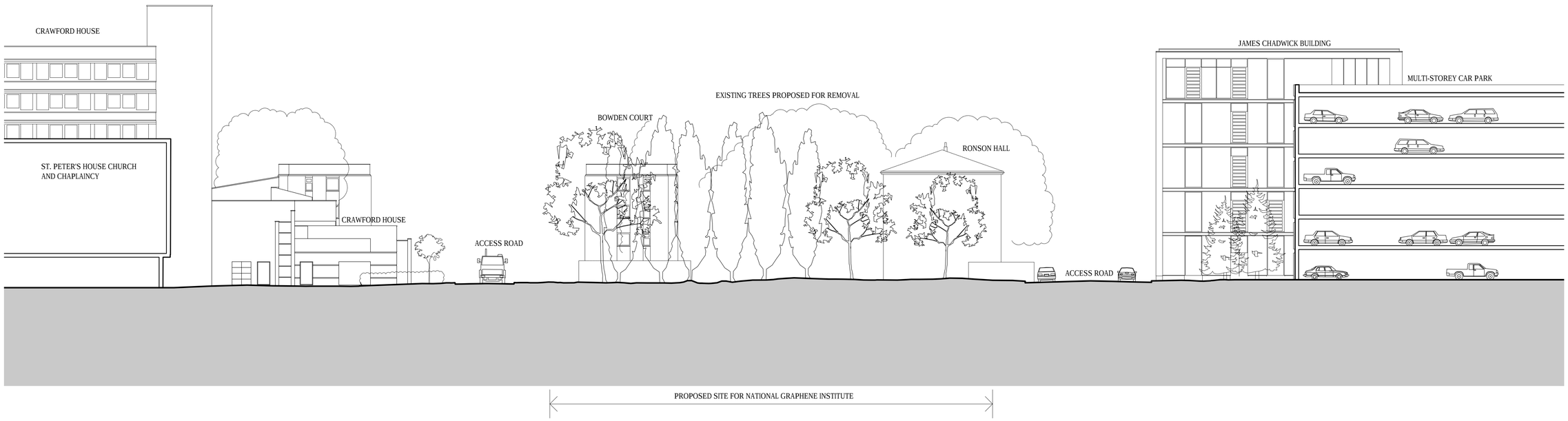

1 EXISTING SOUTH ELEVATION
JW-103 1:200@A1

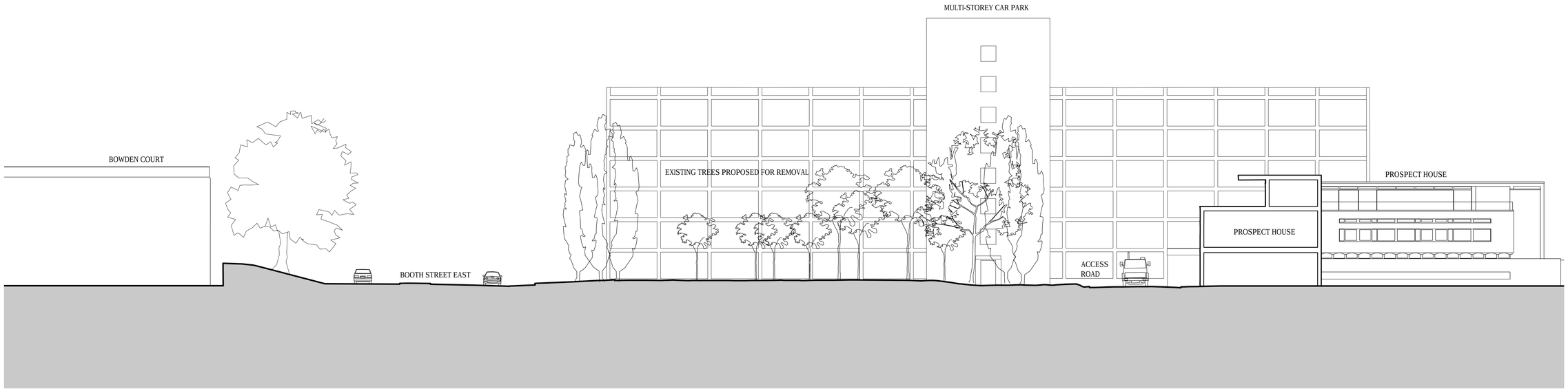

2 EXISTING WEST ELEVATION
JW-103 1:200@A1

DO NOT SCALE THIS DRAWING ALL DIMENSIONS MUST BE CHECKED ON SITE
INFORM THE ARCHITECT OF ANY DISCREPANCIES PRIOR TO CONSTRUCTION

KEY PLAN

NOTES

REV	DATE	DESCRIPTION	DRN	CHK
P02	23.11.12	PLANNING APPLICATION	ASA	JMD
P01	20.11.12	DRAFT PLANNING APPLICATION	ASA	JMD

jestico + whiles
1 Cobourg Street London NW1 2HP
t +44 (0) 20 7380 0252 f +44 (0) 87 0822 0732 w jesticowhiles.com
architecture + interior design london + prague

CLIENT
THE UNIVERSITY OF MANCHESTER
PROJECT
NATIONAL GRAPHENE INSTITUTE

DRAWING TITLE
EXISTING ELEVATIONS –
SOUTH & WEST

SCALE 1:200 A1 SHEET

STATUS
PLANNING

DRAWING NO 2469–JW–103 REV P02

©2012 jestico + whiles. all rights reserved

DO NOT SCALE THIS DRAWING ALL DIMENSIONS MUST BE CHECKED ON SITE
INFORM THE ARCHITECT OF ANY DISCREPANCIES PRIOR TO CONSTRUCTION

KEY PLAN

NOTES

NORTH

MANCHESTER AQUATIC CENTRE
JAMES CHADWICK BUILDING
RONSON HALL
BOWDEN COURT
ISLAMIC ACADEMY OF MANCHESTER
BOOTH STREET EAST
MANCHESTER BUSINESS SCHOOL
MULTI-STOREY CAR PARK
UPPER BROOK STREET
CAR SHOWROOM
ACCESS ROAD
PROPOSED REFUSE STORE
PROPOSED NATIONAL GRAPHENE INSTITUTE
PROPOSED CYCLE STORE
CRAWFORD HOUSE
ACCESS ROAD
GRASSED AREA
PROPECT HOUSE
CAR PARK
ST. PETER'S HOUSE CHURCH AND CHAPLAINCY
ALAN TURING BUILDING
IT BUILDING
PRECINCT SHOPPING CENTRE
PUBLIC SQUARE
OXFORD ROAD
KILBURN BUILDING
SCHUSTER BUILDING

REV	DATE	DESCRIPTION	DRN	CHK
P02	23.11.12	PLANNING APPLICATION	JVH	JMD
P01	20.11.12	DRAFT PLANNING APPLICATION	ASA	JMD

jestico + whiles
1 Cobourg Street London NW1 2HP
t +44 (0) 20 7380 0382 f +44 (0) 87 0622 0732 w jesticowhiles.com
architecture + interior design london + prague

CLIENT
THE UNIVERSITY OF MANCHESTER
PROJECT
NATIONAL GRAPHENE INSTITUTE

DRAWING TITLE
PROPOSED SITE PLAN

SCALE 1:500 A1 SHEET

STATUS
PLANNING

DRAWING NO 2469–JW–104 REV P02

© 2012 jestico + whiles. all rights reserved

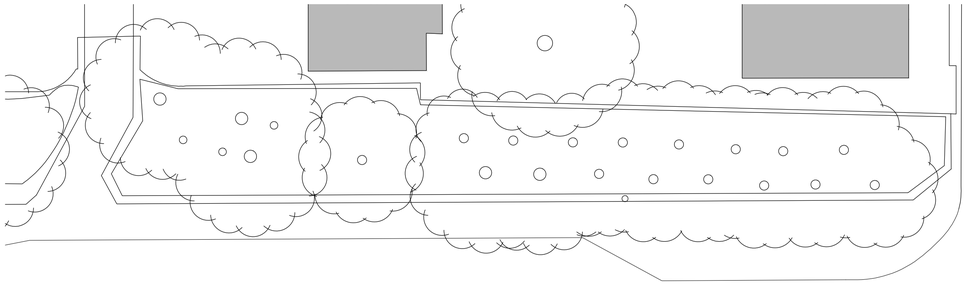

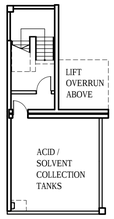

2 BASEMENT PLAN
JW-105 1:200@A1

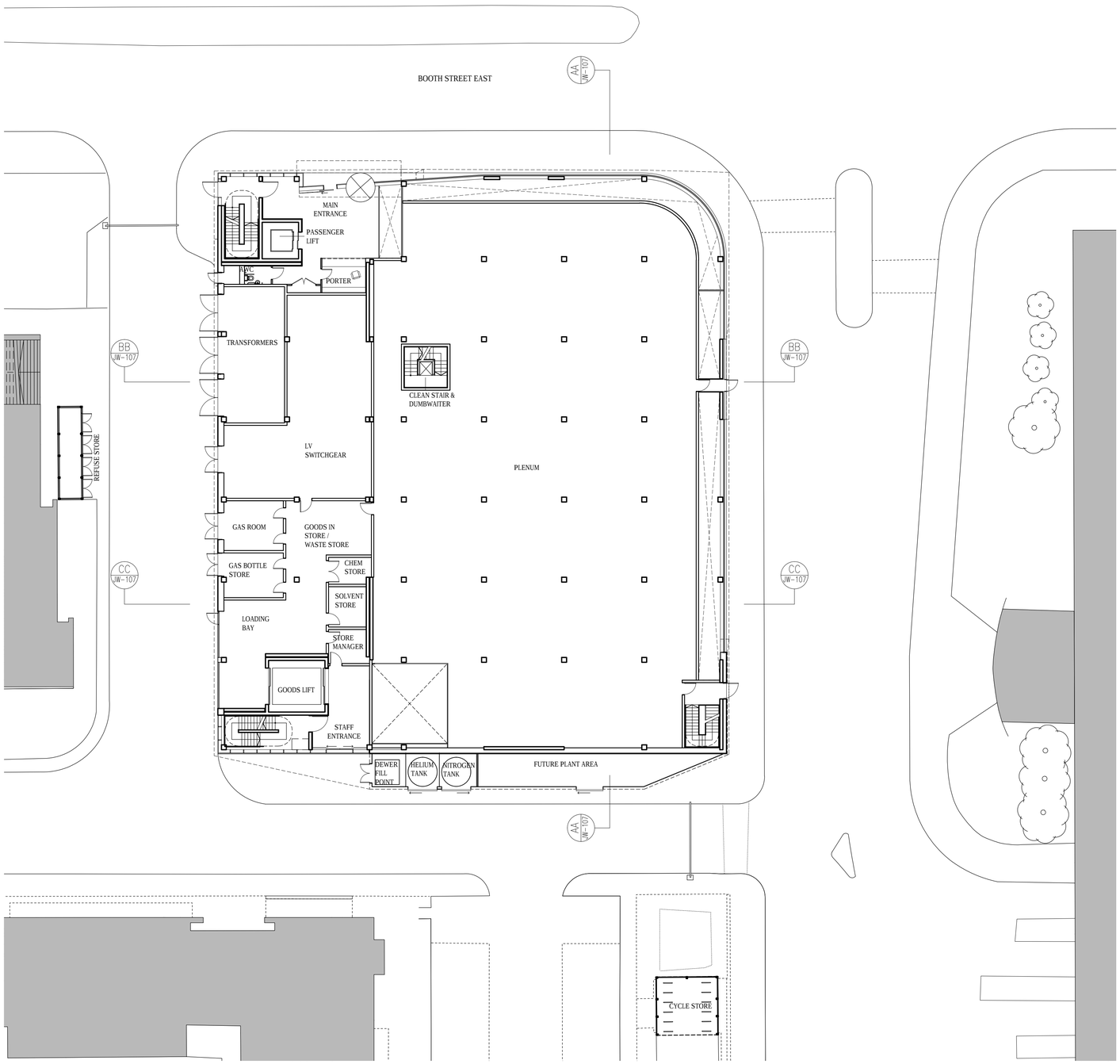

1 GROUND FLOOR PLAN
JW-105 1:200@A1

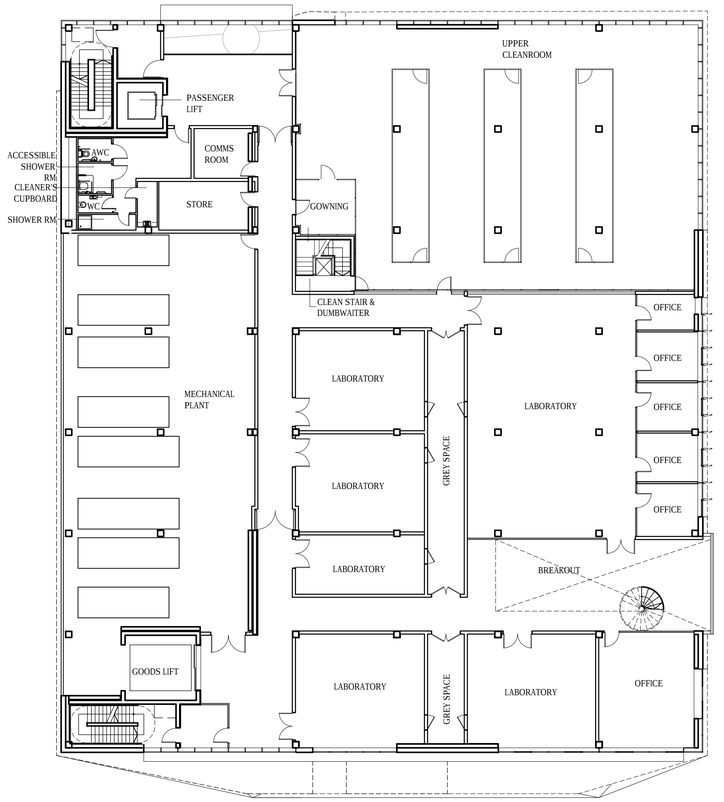

3 FIRST FLOOR PLAN
JW-105 1:200@A1

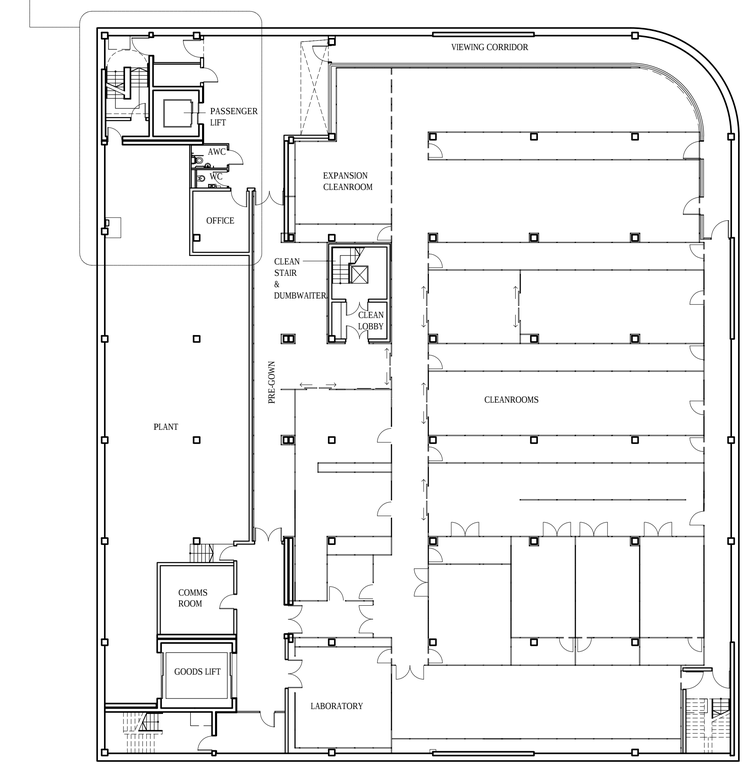

4 LOWER GROUND FLOOR PLAN
JW-105 1:200@A1

DO NOT SCALE THIS DRAWING ALL DIMENSIONS MUST BE CHECKED ON SITE
INFORM THE ARCHITECT OF ANY DISCREPANCIES PRIOR TO CONSTRUCTION

KEY PLAN

NOTES

NORTH

REV	DATE	DESCRIPTION	DRN	CHK
P02	23.11.12	PLANNING APPLICATION	JVH	JMD
P01	20.11.12	DRAFT PLANNING APPLICATION	ASA	JMD

jestico + whiles
1 Cobourg Street London NW1 2HP
t +44 (0) 20 7380 0382 f +44 (0) 87 0822 0732 w jesticowhiles.com
architecture + interior design london + prague

CLIENT
THE UNIVERSITY OF MANCHESTER
PROJECT
NATIONAL GRAPHENE INSTITUTE

DRAWING TITLE
PROPOSED FLOOR PLANS
BASEMENT, LOWER GROUND, GROUND & FIRST

SCALE 1:200 A1 SHEET

STATUS
PLANNING

DRAWING NO 2469-JW-105 REV P02

©2012 jestico + whiles. all rights reserved

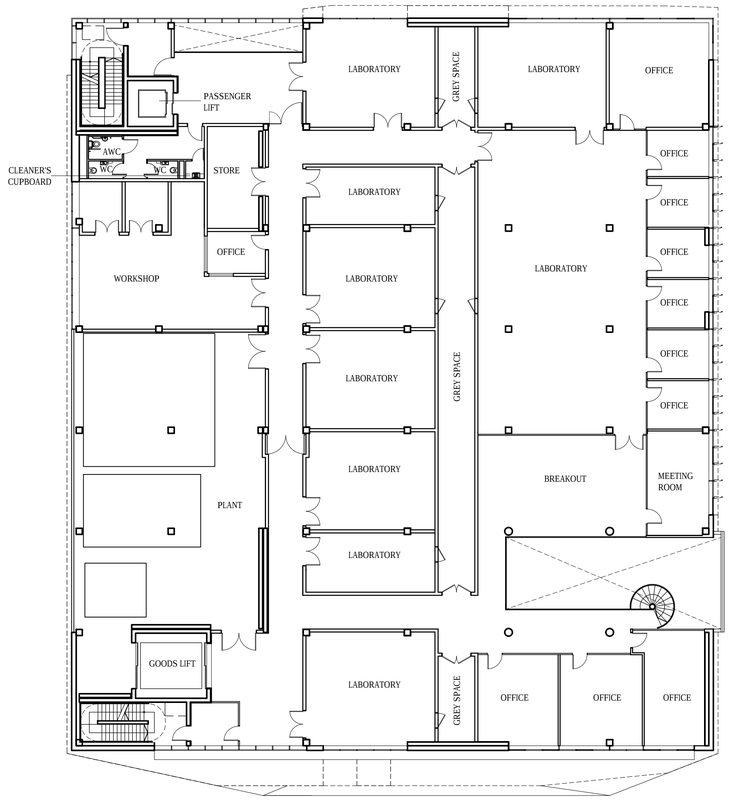

1 SECOND FLOOR PLAN
JW-106 1:200@A1

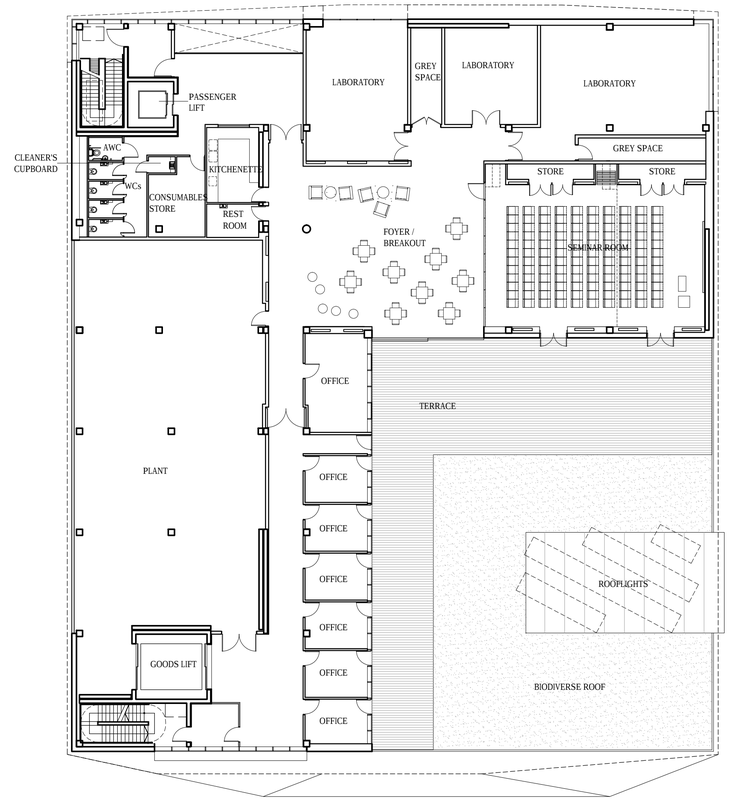

2 THIRD FLOOR PLAN
JW-106 1:200@A1

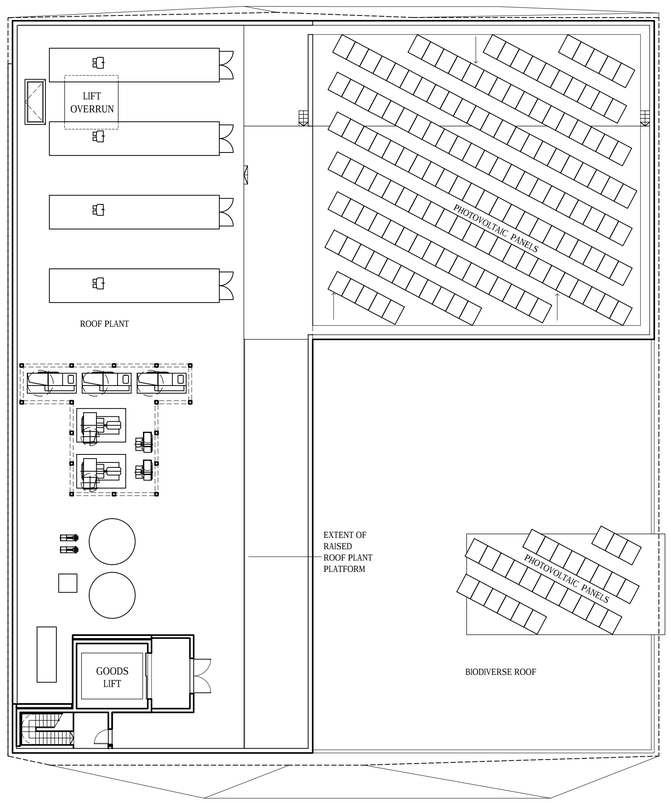

3 FOURTH FLOOR PLAN
JW-106 1:200@A1



4 ROOF PLAN
JW-106 1:200@A1

DO NOT SCALE THIS DRAWING ALL DIMENSIONS MUST BE CHECKED ON SITE
INFORM THE ARCHITECT OF ANY DISCREPANCIES PRIOR TO CONSTRUCTION

KEY PLAN

NOTES

NORTH

REV	DATE	DESCRIPTION	DRN	CHK
P02	23.11.12	PLANNING APPLICATION	JVH	JMD
P01	20.11.12	DRAFT PLANNING APPLICATION	ASA	JMD

jestico + whiles
1 Cobourg Street London NW1 2HP
t +44 (0) 20 7380 0252 f +44 (0) 87 0622 0732 w jestico+whiles.com
architecture + interior design london + prague

CLIENT
THE UNIVERSITY OF MANCHESTER

PROJECT
NATIONAL GRAPHENE INSTITUTE

DRAWING TITLE
PROPOSED FLOOR PLANS
SECOND, THIRD, FOURTH & ROOF

SCALE 1:200 A1 SHEET

STATUS
PLANNING

DRAWING NO 2469-JW-106
REV P02

©2012 jestico + whiles, all rights reserved

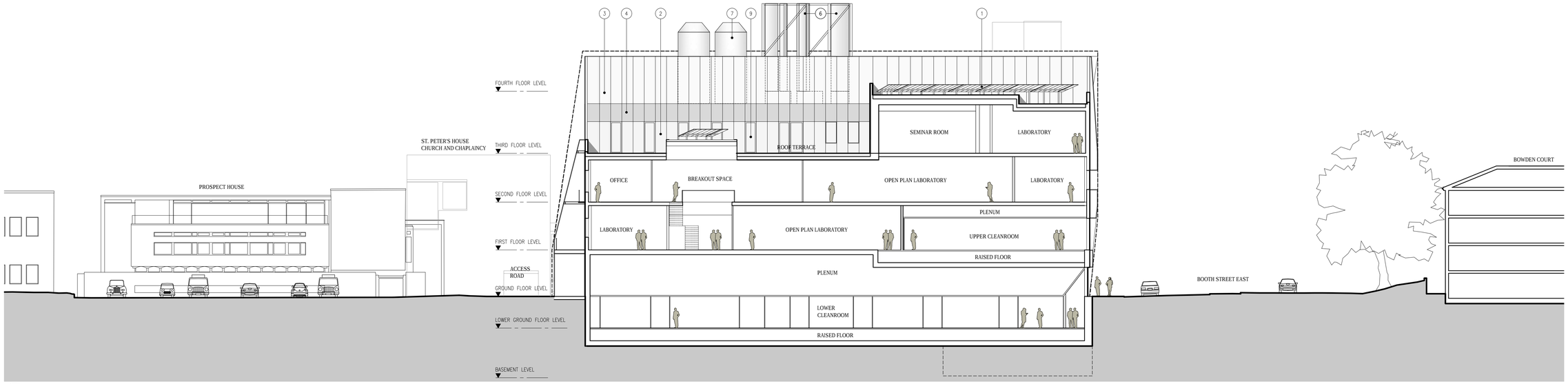

1 SECTION AA
JW-107 1:200@A1

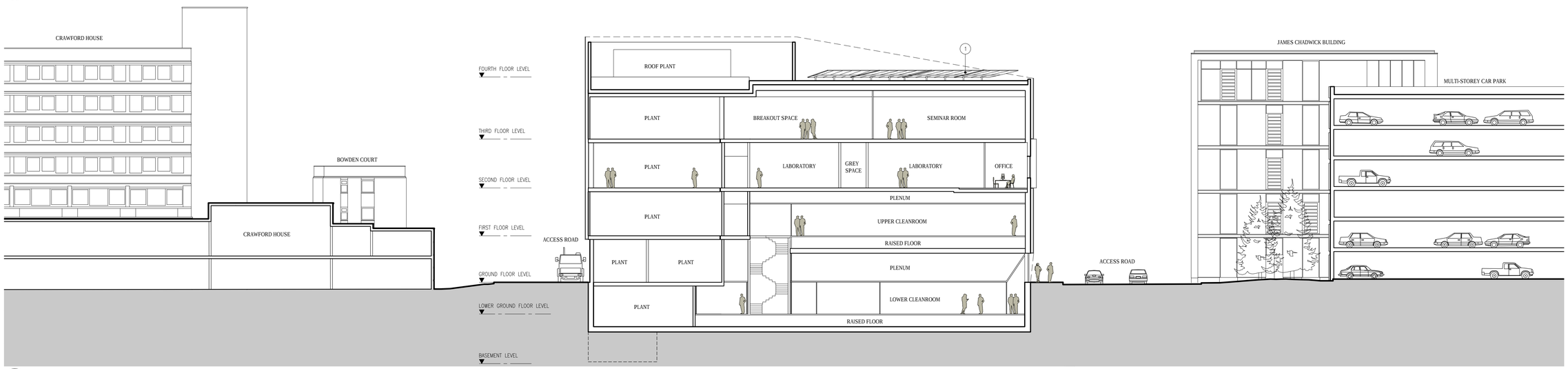

2 SECTION BB
JW-107 1:200@A1

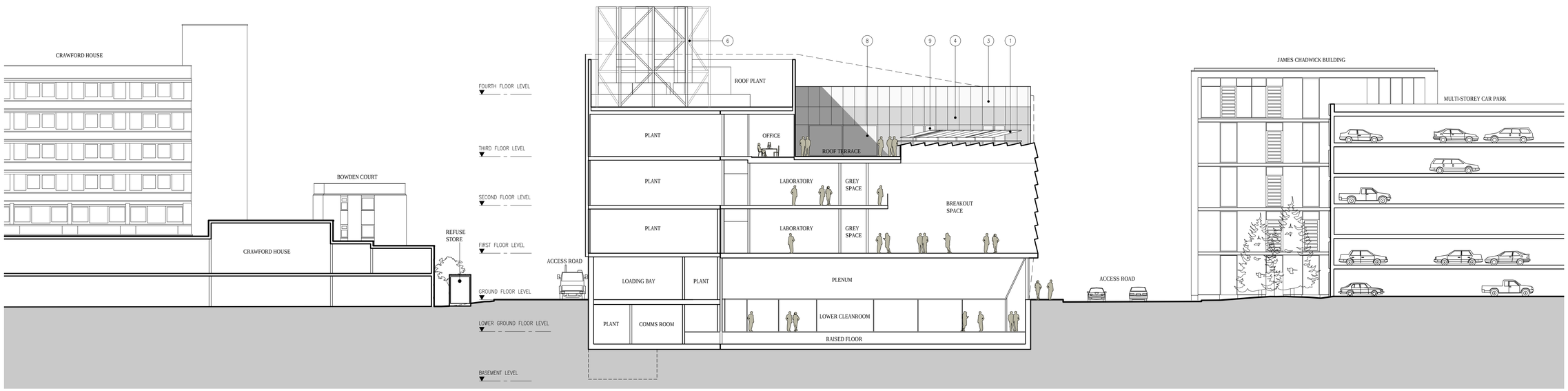

3 SECTION CC
JW-107 1:200@A1

DO NOT SCALE THIS DRAWING ALL DIMENSIONS MUST BE CHECKED ON SITE
INFORM THE ARCHITECT OF ANY DISCREPANCIES PRIOR TO CONSTRUCTION

KEY PLAN

NOTES

1. PHOTOVOLTAIC PANELS
2. CLEAR STRUCTURALLY GLAZED CURTAIN WALLING
3. TRANSLUCENT STRUCTURALLY GLAZED CURTAIN WALLING
4. OPAQUE STRUCTURALLY GLAZED CURTAIN WALLING
5. POWDER COATED ALUMINUM FRAMED CLEAR GLAZED WINDOWS
6. EXHAUST FLUES
7. ROOF PLANT
8. GLAZED SLIDING DOOR
9. GLAZED SWING DOOR

REV	DATE	DESCRIPTION	DRN	CHK
P02	23.11.12	PLANNING APPLICATION	ASA	JMD
P01	20.11.12	DRAFT PLANNING APPLICATION	ASA	JMD

jestico + whiles
1 Cobourg Street London NW1 2HP
t +44 (0) 20 7380 0382 f +44 (0) 87 0822 0732 w jesticowhiles.com
architecture + interior design london + prague

CLIENT
THE UNIVERSITY OF MANCHESTER
PROJECT
NATIONAL GRAPHENE INSTITUTE

DRAWING TITLE
PROPOSED SECTIONS

SCALE 1:200 A1 SHEET

STATUS
PLANNING

DRAWING NO 2469–JW–107 REV P02

©2012 jestico + whiles. all rights reserved

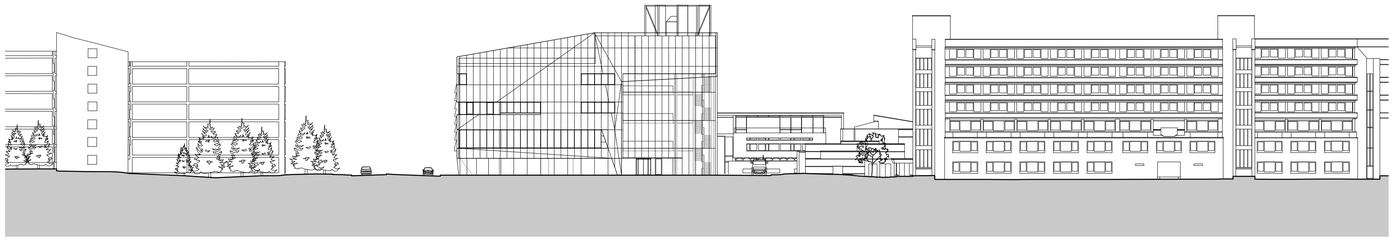

1 JW-108 1:500 PROPOSED BOOTH STREET EAST ELEVATION

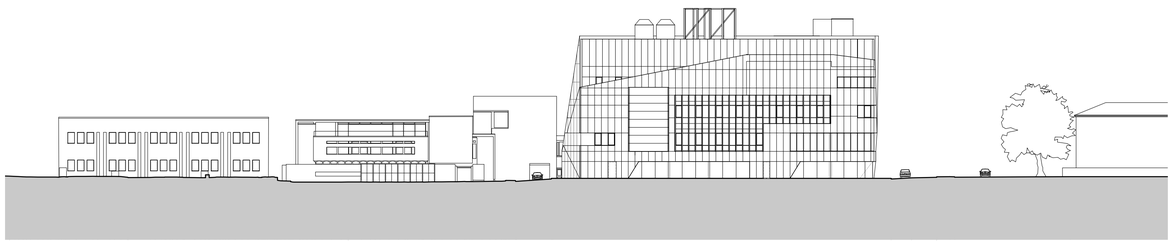

2 JW-108 1:500 PROPOSED EAST ELEVATION

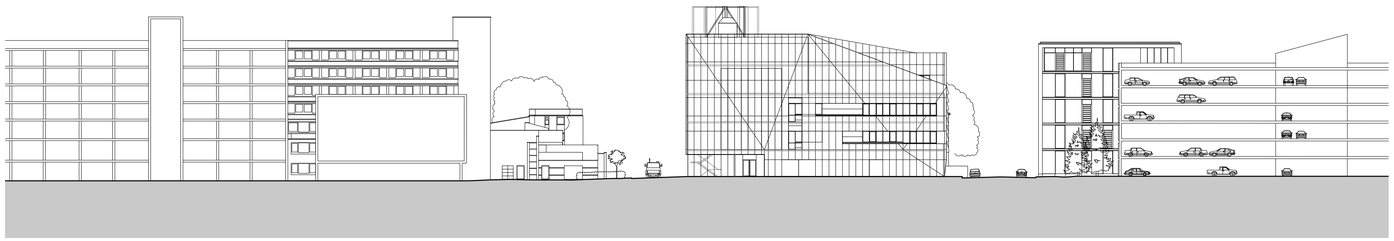

3 JW-108 1:500 PROPOSED SOUTH ELEVATION

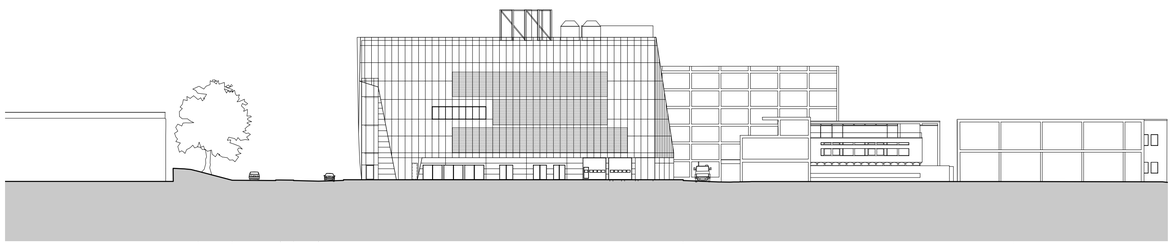

4 JW-108 1:500 PROPOSED WEST ELEVATION

DO NOT SCALE THIS DRAWING ALL DIMENSIONS MUST BE CHECKED ON SITE
INFORM THE ARCHITECT OF ANY DISCREPANCIES PRIOR TO CONSTRUCTION

KEY PLAN

NOTES

REV	DATE	DESCRIPTION	DRN	CHK
P02	23.11.12	PLANNING APPLICATION	KMK	JMD
P01	20.11.12	DRAFT PLANNING APPLICATION	KMK	JMD

jestico + whiles

1 Cobourg Street London NW1 2HP
t +44 (0) 20 7380 0352 f +44 (0) 87 0822 0732 w jestico+whiles.com

architecture + interior design london + prague

CLIENT
THE UNIVERSITY OF MANCHESTER

PROJECT
NATIONAL GRAPHENE INSTITUTE

DRAWING TITLE
PROPOSED CONTEXTUAL ELEVATIONS – BOOTH STREET EAST/EAST/SOUTH/WEST

SCALE 1:500 A1 SHEET

STATUS
PLANNING

DRAWING NO 2469–JW–108 REV P02

©2012 jestico + whiles, all rights reserved

DO NOT SCALE THIS DRAWING ALL DIMENSIONS MUST BE CHECKED ON SITE
INFORM THE ARCHITECT OF ANY DISCREPANCIES PRIOR TO CONSTRUCTION

KEY PLAN

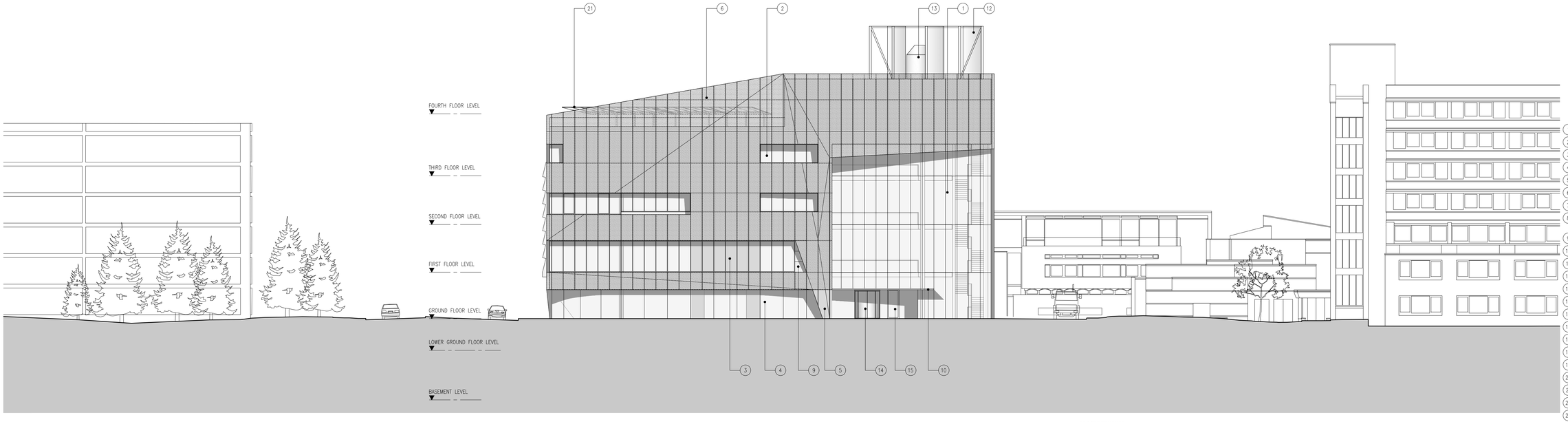

1 PROPOSED BOOTH STREET EAST ELEVATION
JW-109 1:200@A1

NOTES

1. CLEAR STRUCTURALLY GLAZED CURTAIN WALLING
2. POWDER COATED ALUMINIUM FRAMED CLEAR GLAZED WINDOWS
3. POWDER COATED ALUMINIUM FRAMED OPAQUE GLAZED WINDOWS
4. FRAMELESS CLEAR GLAZING
5. UNPERFORATED METAL CLADDING AT LOW LEVEL
6. PERFORATED METAL OUTER CLADDING
7. PERFORATED METAL SOLAR SHADING FINS
8. POWDER COATED ALUMINIUM LOUVRES BEHIND PERFORATED METAL OUTER CLADDING
9. POWDER COATED METAL INNER CLADDING PANELS
10. GLASS ENTRANCE CANOPY
11. METAL ENTRANCE CANOPY
12. EXHAUST FLUES
13. ROOF PLANT
14. GLAZED REVOLVING DOOR
15. GLAZED SLIDING DOOR
16. METAL CLAD DOOR
17. POWDER COATED ALUMINIUM LOUVRED DOORS
18. POWDER COATED OVERHEAD SECTIONAL DOORS
19. GLAZED SWING DOORS
20. ANGLED CLEAR GLAZING TO BREAKOUT SPACE
21. PHOTOVOLTAIC PANELS
22. TRANSLUCENT STRUCTURALLY GLAZED CURTAIN WALLING
23. OPAQUE STRUCTURALLY GLAZED CURTAIN WALLING

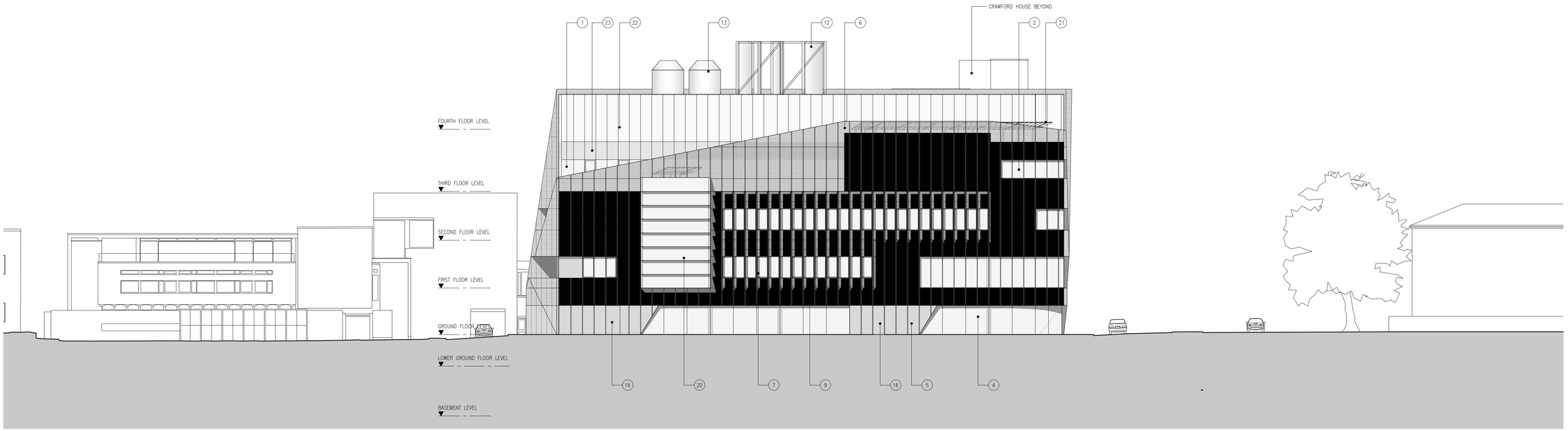

2 PROPOSED EAST ELEVATION
JW-109 1:200@A1

REV	DATE	DESCRIPTION	DRN	CHK
P02	23.11.12	PLANNING APPLICATION	KMK	JMD
P01	20.11.12	DRAFT PLANNING APPLICATION	KMK	JMD

jestico + whiles
1 Cobourg Street London NW1 2HP
t +44 (0) 20 7380 0252 f +44 (0) 87 0822 0732 w jesticowhiles.com
architecture + interior design london + prague

CLIENT
THE UNIVERSITY OF MANCHESTER

PROJECT
NATIONAL GRAPHENE INSTITUTE

DRAWING TITLE
PROPOSED BUILDING ELEVATIONS – BOOTH STREET EAST & EAST

SCALE 1:200 A1 SHEET

STATUS
PLANNING

DRAWING NO 2469–JW–109 REV P02

©2012 jestico + whiles, all rights reserved

DO NOT SCALE THIS DRAWING ALL DIMENSIONS MUST BE CHECKED ON SITE
INFORM THE ARCHITECT OF ANY DISCREPANCIES PRIOR TO CONSTRUCTION

KEY PLAN

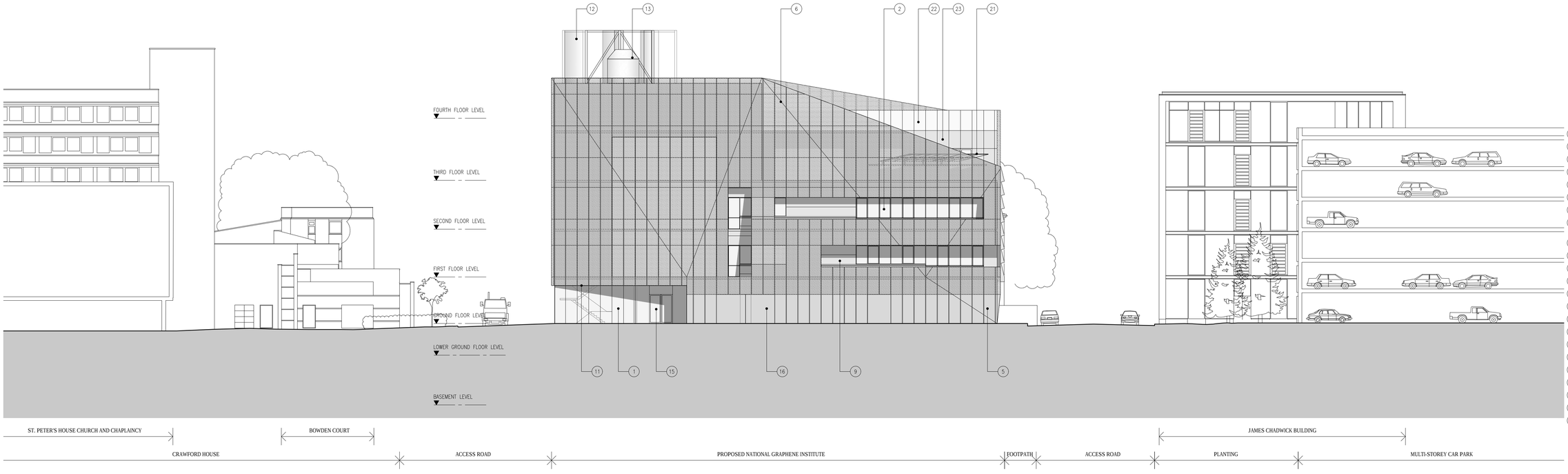

1 PROPOSED SOUTH ELEVATION
JW-110 1:200@A1

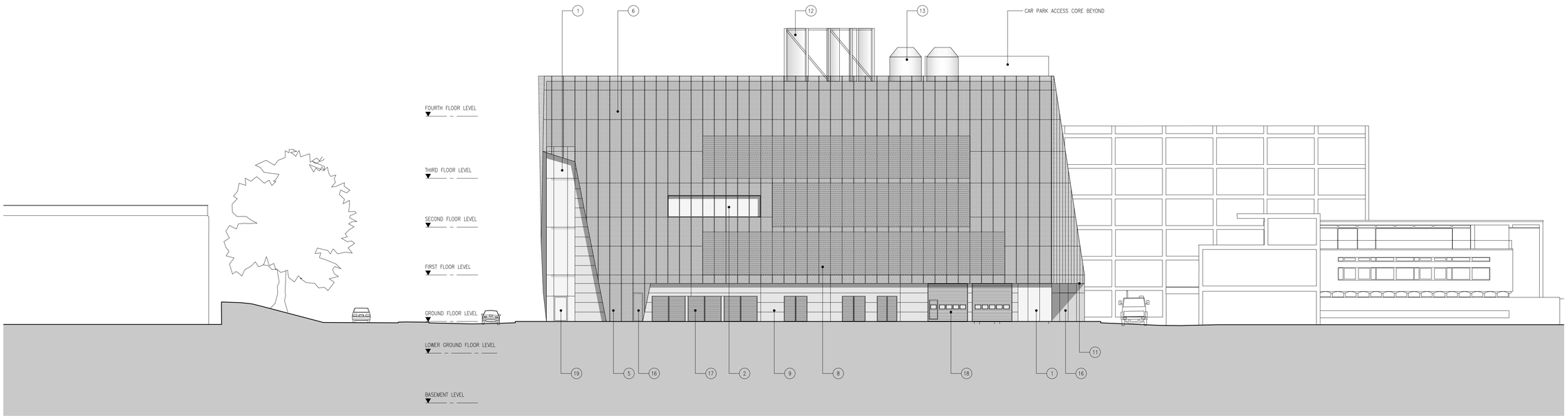

2 PROPOSED WEST ELEVATION
JW-110 1:200@A1

NOTES

1. CLEAR STRUCTURALLY GLAZED CURTAIN WALLING
2. POWDER COATED ALUMINIUM FRAMED CLEAR GLAZED WINDOWS
3. POWDER COATED ALUMINIUM FRAMED OPAQUE GLAZED WINDOWS
4. FRAMELESS CLEAR GLAZING
5. UNPERFORATED METAL CLADDING AT LOW LEVEL
6. PERFORATED METAL OUTER CLADDING
7. PERFORATED METAL SOLAR SHADING FINS
8. POWDER COATED ALUMINIUM LOUVRES BEHIND PERFORATED METAL OUTER CLADDING
9. POWDER COATED METAL INNER CLADDING PANELS
10. GLASS ENTRANCE CANOPY
11. METAL ENTRANCE CANOPY
12. EXHAUST FLUES
13. ROOF PLANT
14. GLAZED REVOLVING DOOR
15. GLAZED SLIDING DOOR
16. METAL CLAD DOOR
17. POWDER COATED ALUMINIUM LOUVRED DOORS
18. POWDER COATED OVERHEAD SECTIONAL DOORS
19. GLAZED SWING DOORS
20. ANGLED CLEAR GLAZING TO BREAKOUT SPACE
21. PHOTOVOLTAIC PANELS
22. TRANSLUCENT STRUCTURALLY GLAZED CURTAIN WALLING
23. OPAQUE STRUCTURALLY GLAZED CURTAIN WALLING

REV	DATE	DESCRIPTION	DRN	CHK
P02	23.11.12	PLANNING APPLICATION	KMK	JMD
P01	20.11.12	DRAFT PLANNING APPLICATION	KMK	JMD

jestico + whiles
1 Cobourg Street London NW1 2HP
t +44 (0) 20 7380 0352 f +44 (0) 87 0822 0732 w jesticowhiles.com
architecture + interior design london + prague

CLIENT
THE UNIVERSITY OF MANCHESTER
PROJECT
NATIONAL GRAPHENE INSTITUTE

DRAWING TITLE
PROPOSED BUILDING ELEVATIONS – SOUTH & WEST

SCALE 1:200 A1 SHEET

STATUS
PLANNING

DRAWING NO 2469–JW–110
REV P02

©2012 jestico + whiles, all rights reserved



1 PROPOSED BOOTH STREET EAST ELEVATION
JW-112 1:200@A1



2 PROPOSED EAST ELEVATION
JW-112 1:200@A1

DO NOT SCALE THIS DRAWING ALL DIMENSIONS MUST BE CHECKED ON SITE
INFORM THE ARCHITECT OF ANY DISCREPANCIES PRIOR TO CONSTRUCTION

KEY PLAN

NOTES

1. CLEAR STRUCTURALLY GLAZED CURTAIN WALLING
2. POWDER COATED ALUMINIUM FRAMED CLEAR GLAZED WINDOWS
3. POWDER COATED ALUMINIUM FRAMED OPAQUE GLAZED WINDOWS
4. FRAMELESS CLEAR GLAZING
5. UNPERFORATED METAL CLADDING AT LOW LEVEL
6. PERFORATED METAL OUTER CLADDING
7. PERFORATED METAL SOLAR SHADING FINS
8. POWDER COATED ALUMINIUM LOUVRES BEHIND PERFORATED METAL OUTER CLADDING
9. POWDER COATED METAL INNER CLADDING PANELS
10. GLASS ENTRANCE CANOPY
11. METAL ENTRANCE CANOPY
12. EXHAUST FLUES
13. ROOF PLANT
14. GLAZED REVOLVING DOOR
15. GLAZED SLIDING DOOR
16. METAL CLAD DOOR
17. POWDER COATED ALUMINIUM LOUVRED DOORS
18. POWDER COATED OVERHEAD SECTIONAL DOORS
19. GLAZED SWING DOORS
20. ANGLED CLEAR GLAZING TO BREAKOUT SPACE
21. PHOTOVOLTAIC PANELS
22. TRANSLUCENT STRUCTURALLY GLAZED CURTAIN WALLING
23. OPAQUE STRUCTURALLY GLAZED CURTAIN WALLING

REV	DATE	DESCRIPTION	
P01	23.11.12	PLANNING APPLICATION	KMK JMD

jestico + whiles
1 Cobourg Street London NW1 2HP
t +44 (0) 20 7380 0352 f +44 (0) 87 0822 0732 w jestico+whiles.com
architecture + interior design london + prague

CLIENT
THE UNIVERSITY OF MANCHESTER
PROJECT
NATIONAL GRAPHENE INSTITUTE

DRAWING TITLE
PROPOSED BUILDING ELEVATIONS – BOOTH STREET EAST & EAST (COLOURED)

SCALE 1:200 A1 SHEET

STATUS
PLANNING

DRAWING NO 2469–JW–112
REV P01

©2012 jestico + whiles, all rights reserved



ST. PETER'S HOUSE CHURCH AND CHAPLAINCY | BOWDEN COURT | JAMES CHADWICK BUILDING

CRAWFORD HOUSE | ACCESS ROAD | PROPOSED NATIONAL GRAPHENE INSTITUTE | FOOTPATH | ACCESS ROAD | PLANTING | MULTI-STOREY CAR PARK

1 PROPOSED SOUTH ELEVATION
JW-113 1:200@A1

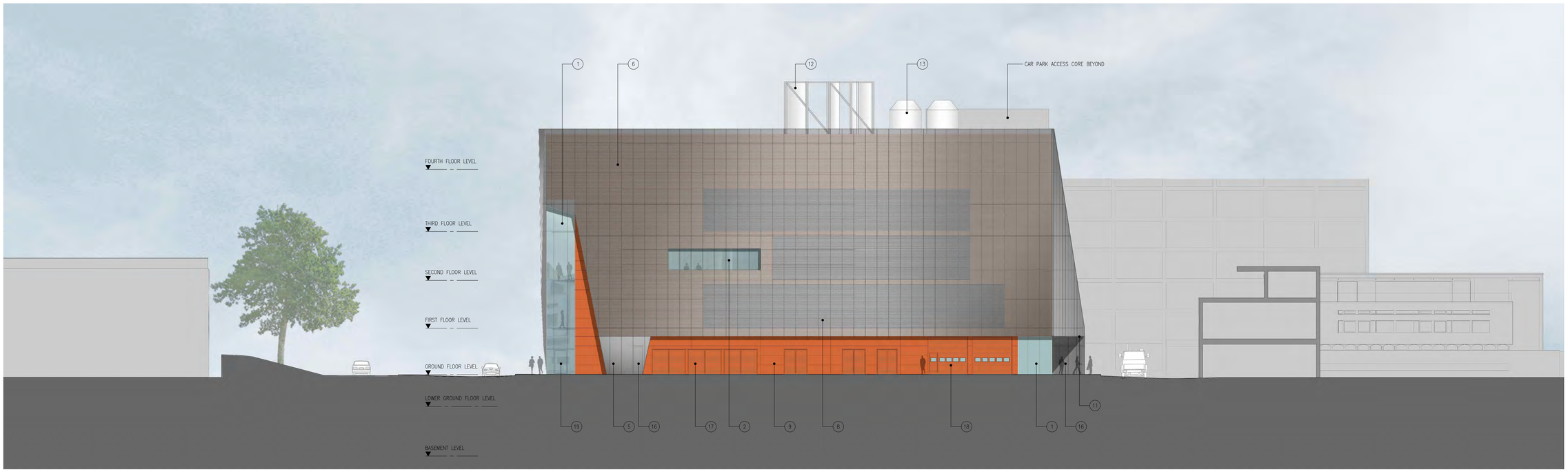

BOWDEN COURT | LANDSCAPE STRIP | BOOTH STREET EAST | FOOTPATH | PROPOSED NATIONAL GRAPHENE INSTITUTE | ACCESS ROAD | MULTI-STOREY CAR PARK | PROSPECT HOUSE

2 PROPOSED WEST ELEVATION
JW-113 1:200@A1

DO NOT SCALE THIS DRAWING ALL DIMENSIONS MUST BE CHECKED ON SITE
INFORM THE ARCHITECT OF ANY DISCREPANCIES PRIOR TO CONSTRUCTION

KEY PLAN

NOTES

1. CLEAR STRUCTURALLY GLAZED CURTAIN WALLING
2. POWDER COATED ALUMINIUM FRAMED CLEAR GLAZED WINDOWS
3. POWDER COATED ALUMINIUM FRAMED OPAQUE GLAZED WINDOWS
4. FRAMELESS CLEAR GLAZING
5. UNPERFORATED METAL CLADDING AT LOW LEVEL
6. PERFORATED METAL OUTER CLADDING
7. PERFORATED METAL SOLAR SHADING FINS
8. POWDER COATED ALUMINIUM LOUVRES BEHIND PERFORATED METAL OUTER CLADDING
9. POWDER COATED METAL INNER CLADDING PANELS
10. GLASS ENTRANCE CANOPY
11. METAL ENTRANCE CANOPY
12. EXHAUST FLUES
13. ROOF PLANT
14. GLAZED REVOLVING DOOR
15. GLAZED SLIDING DOOR
16. METAL CLAD DOOR
17. POWDER COATED ALUMINIUM LOUVRED DOORS
18. POWDER COATED OVERHEAD SECTIONAL DOORS
19. GLAZED SWING DOORS
20. ANGLED CLEAR GLAZING TO BREAKOUT SPACE
21. PHOTOVOLTAIC PANELS
22. TRANSLUCENT STRUCTURALLY GLAZED CURTAIN WALLING
23. OPAQUE STRUCTURALLY GLAZED CURTAIN WALLING

REV	DATE	DESCRIPTION	DRN	CHK
P01	23.11.12	PLANNING APPLICATION	KMK	JMD

jestico + whiles
1 Cobourg Street London NW1 2HP
t +44 (0) 20 7380 0352 f +44 (0) 87 0822 0732 w jestico+whiles.com
architecture + interior design london + prague

CLIENT
THE UNIVERSITY OF MANCHESTER
PROJECT
NATIONAL GRAPHENE INSTITUTE

DRAWING TITLE
PROPOSED BUILDING ELEVATIONS – SOUTH & WEST (COLOURED)

SCALE 1:200 A1 SHEET

STATUS
PLANNING

DRAWING NO 2469–JW–113 REV P01

© 2012 jestico + whiles. all rights reserved

BOWDEN COURT

JAMES CHADWICK BUILDING

BOOTH STREET EAST

MAIN ENTRANCE

ACCESS CONTROL BARRIER

NATIONAL GRAPHENE INSTITUTE

MULTI-STOREY CAR PARK

REFUSE STORE

LOADING

ACCESS CONTROL BARRIER

CYCLE STORE

STAFF ENTRANCE

CAR PARK

CRAWFORD HOUSE

PROSPECT HOUSE

ST. PETER'S HOUSE CHURCH AND CHAPLAINCY

PUBLIC SQUARE

DO NOT SCALE THIS DRAWING ALL DIMENSIONS MUST BE CHECKED ON SITE INFORM THE ARCHITECT OF ANY DISCREPANCIES PRIOR TO CONSTRUCTION

KEY PLAN

NOTES

NORTH

SITE BOUNDARY

1 PAVING TYPE 1 - IN ACCORDANCE WITH MANCHESTER CITY COUNCIL HIGHWAYS REQUIREMENTS

2 PAVING TYPE 2 - FROM UNIVERSITY OF MANCHESTER PALETTE OF MATERIALS USED ACROSS CAMPUS ON THE PUBLIC REALM WORKS.

REV	DATE	DESCRIPTION	DRN	CHK
P02	23.11.12	PLANNING APPLICATION	LK	JD
P01	20.11.12	DRAFT PLANNING APPLICATION	LK	JD

jestico + whiles
1 Cobourg Street London NW1 2HP
t +44 (0) 20 7380 6382 f +44 (0) 87 0622 6732 w jesticowhiles.com
architecture + interior design london + prague

CLIENT
THE UNIVERSITY OF MANCHESTER

PROJECT
NATIONAL GRAPHENE INSTITUTE

DRAWING TITLE
PROPOSED PAVING PLAN

SCALE 1:500 A3 SHEET

STATUS
PLANNING

DRAWING NO 2469–JW–116 REV P02

©2012 jestico + whiles. all rights reserved

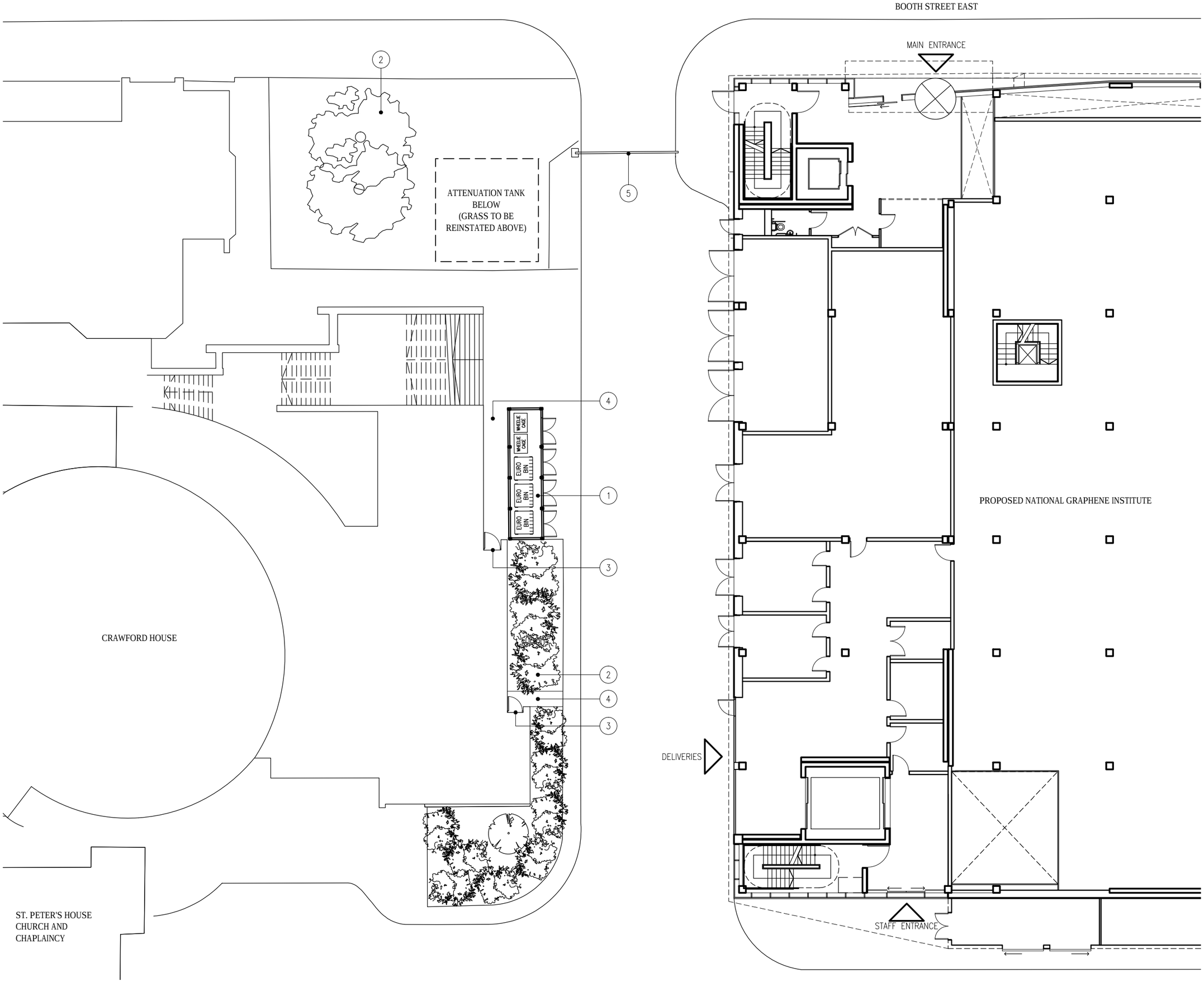

DO NOT SCALE THIS DRAWING ALL DIMENSIONS MUST BE CHECKED ON SITE INFORM THE ARCHITECT OF ANY DISCREPANCIES PRIOR TO CONSTRUCTION

KEY PLAN

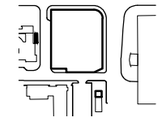

NOTES



1. PROPOSED REFUSE AND RECYCLING STORE WITH 3no. EUROBINS AND 2no. WHEELIE CAGES
2. EXISTING TREES AND PLANTING TO BE RETAINED
3. EXISTING MEANS OF ESCAPE EXIT DOOR
4. EXISTING MEANS OF ESCAPE ROUTE TO BE RETAINED
5. EXISTING ROAD ACCESS BARRIER TO BE RETAINED

REV	DATE	DESCRIPTION	DRN	CHK
P02	23.11.12	PLANNING APPLICATION	ASA	JMD
P01	20.11.12	DRAFT PLANNING APPLICATION	ASA	JMD

jestico + whiles
1 Cobourg Street London NW1 2HP
t +44 (0) 20 7380 0382 f +44 (0) 87 0622 0732 w jesticowhiles.com
architecture + interior design london + prague

CLIENT
THE UNIVERSITY OF MANCHESTER

PROJECT
NATIONAL GRAPHENE INSTITUTE

DRAWING TITLE
PROPOSED PLAN OF REFUSE AND RECYCLING STORE

SCALE 1:200 A3 SHEET

STATUS
PLANNING

DRAWING NO 2469–JW–117 REV P02

©2012 jestico + whiles. all rights reserved

PROPOSED
NATIONAL GRAPHENE INSTITUTE

SERVICE ACCESS ROAD

ACCESS ROAD

MULTI-STOREY
CAR PARK

PROSPECT
HOUSE

CAR PARK

SECURITY
KIOSK

1
2
3
4
5
6

DO NOT SCALE THIS DRAWING ALL DIMENSIONS MUST BE CHECKED ON SITE
INFORM THE ARCHITECT OF ANY DISCREPANCIES PRIOR TO CONSTRUCTION

KEY PLAN

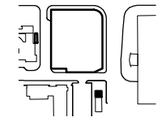

NOTES



1. EXISTING CYCLE STORE (LAYOUT IS INDICATIVE)
2. EXISTING WEEPING WILLOW TREE RETAINED
3. EXISTING 7no. EXTERNAL CYCLE STANDS RELOCATED
4. PROPOSED EXTENSION OF EXISTING CYCLE STORE TO PROVIDE TOTAL 24no. SPACES, 12no. SHEFFIELD TYPE STANDS. EXTENSION TO BE ACCESSED VIA EXISTING DOOR AT SOUTHERN END OF EXISTING CYCLE STORE.
5. EXISTING ROAD ACCESS BARRIER RETAINED
6. ARBORICULTURAL CONSULTANT HAS CONFIRMED THAT CONSTRUCTION OF THIS EXTENSION IS FEASIBLE WITHOUT CAUSING DAMAGE TO THE EXISTING WEEPING WILLOW ROOT STRUCTURE OR CANOPY.

REV	DATE	DESCRIPTION	DRN	CHK
P02	23.11.12	PLANNING APPLICATION	ASA	JMD
P01	20.11.12	DRAFT PLANNING APPLICATION	ASA	JMD

jestico + whiles
1 Cobourg Street London NW1 2HP
t +44 (0) 20 7380 0382 f +44 (0) 87 0622 0732 w jesticowhiles.com
architecture + interior design london + prague

CLIENT
THE UNIVERSITY OF MANCHESTER

PROJECT
NATIONAL GRAPHENE INSTITUTE

DRAWING TITLE
PROPOSED PLAN OF CYCLE STORE

SCALE 1:200 A3 SHEET

STATUS
PLANNING

DRAWING NO 2469–JW–118
REV P02

©2012 jestico + whiles. all rights reserved

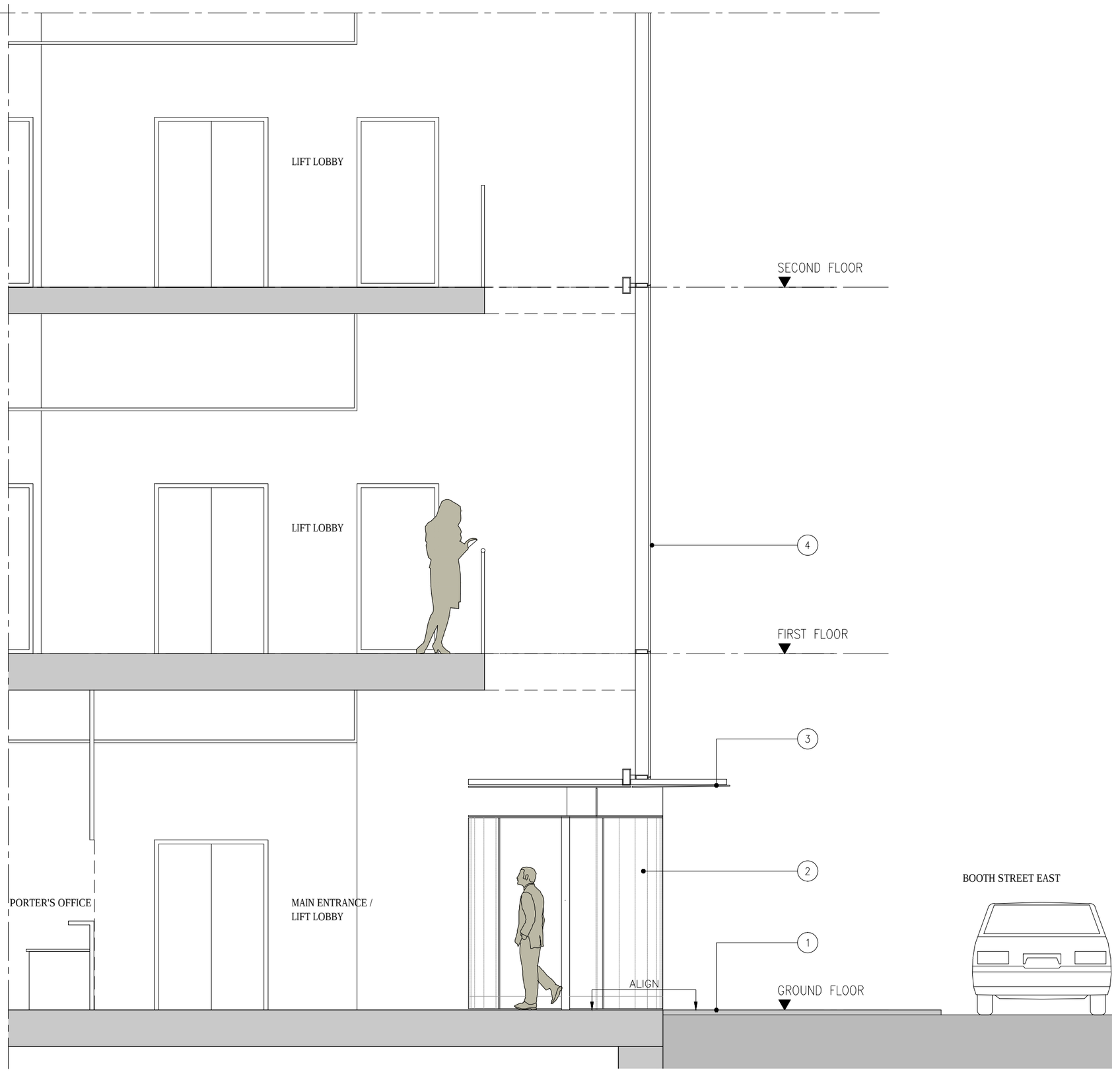

1 JW-119 MAIN ENTRANCE - SECTION

DO NOT SCALE THIS DRAWING ALL DIMENSIONS MUST BE CHECKED ON SITE INFORM THE ARCHITECT OF ANY DISCREPANCIES PRIOR TO CONSTRUCTION

KEY PLAN

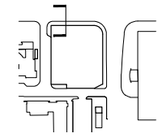

NOTES

1. EXTERNAL PAVEMENT.
2. PROPOSED REVOLVING GLASS DOOR WITH ADJACENT SLIDING GLAZED PASS DOOR (MANIFESTATION AT APPROPRIATE LEVEL) – PROPOSED ENTRANCE THRESHOLD TO BE LEVEL WITH EXTERNAL PAVEMENT.
3. PROPOSED TRANSLUCENT GLASS CANOPY.
4. CLEAR STRUCTURALLY GLAZED CURTAIN WALLING.

REV	DATE	DESCRIPTION	DRN	CHK
P02	23.11.12	PLANNING APPLICATION	LK	JMD
P01	20.11.12	DRAFT PLANNING APPLICATION	LK	JMD

jestico + whiles
1 Cabourg Street London NW1 2HP
t +44 (0) 20 7388 6382 f +44 (0) 87 0822 8732 w jesticowhiles.com
architecture + interior design london + prague

CLIENT
THE UNIVERSITY OF MANCHESTER

PROJECT
NATIONAL GRAPHENE INSTITUTE

DRAWING TITLE
PROPOSED SECTION THROUGH MAIN ENTRANCE

SCALE 1:50 A3 SHEET

STATUS
PLANNING

DRAWING NO 2469–JW–119 REV P02

©2012 jestico + whiles. all rights reserved

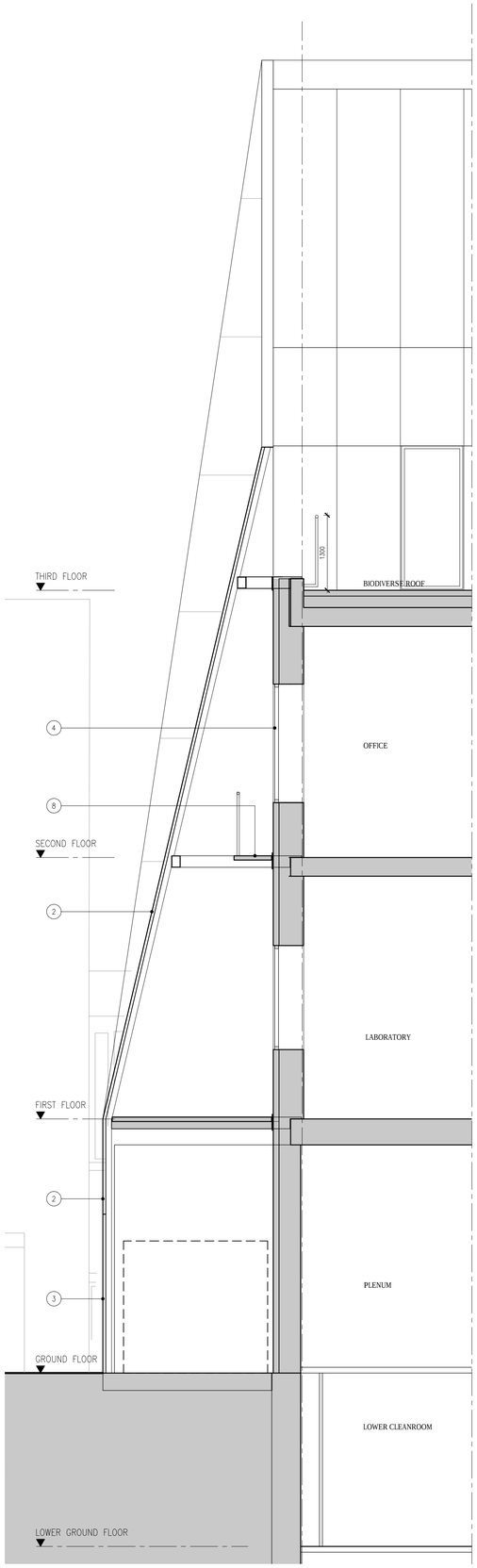

1 EXTERNAL WALL SECTION - SOUTH
JW-120 1:50@A1

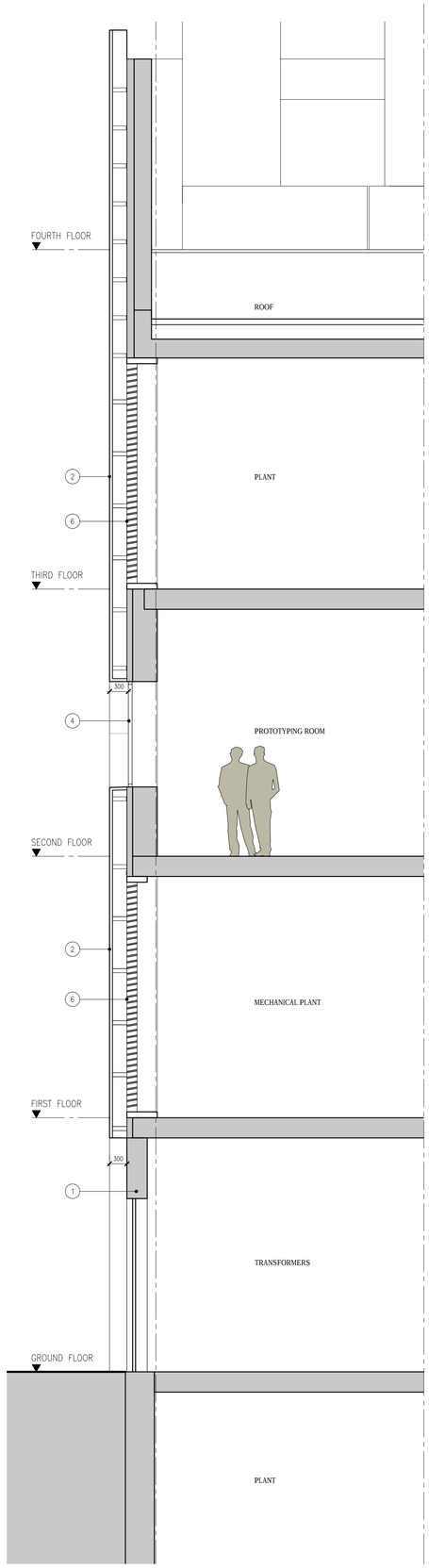

2 EXTERNAL WALL SECTION - WEST
JW-120 1:50@A1

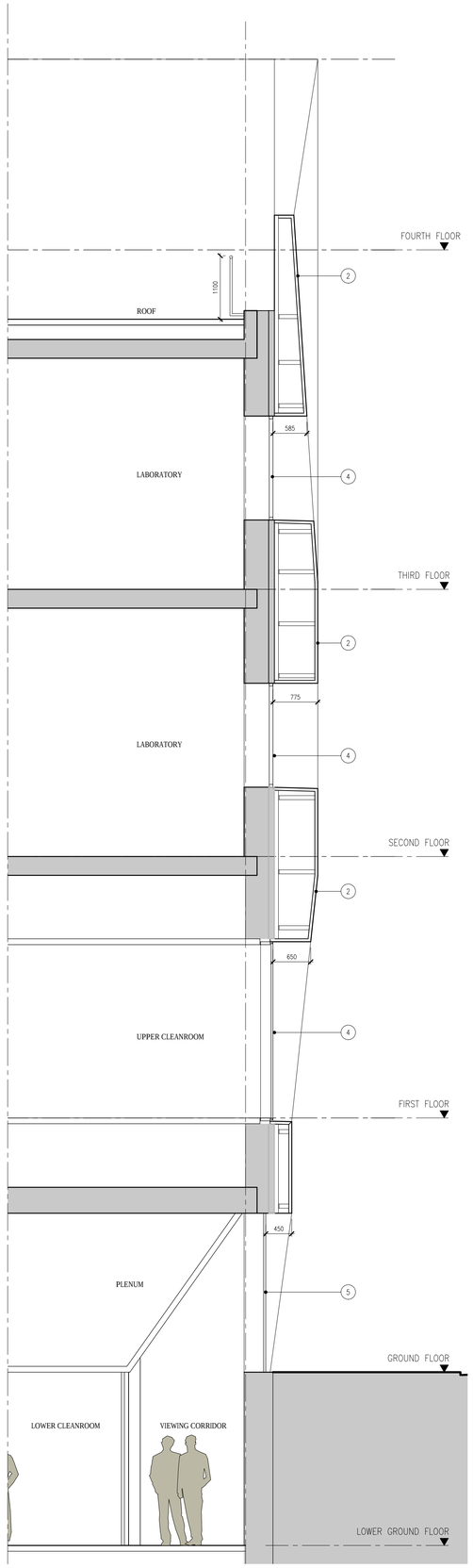

3 EXTERNAL WALL SECTION - NORTH
JW-120 1:50@A1

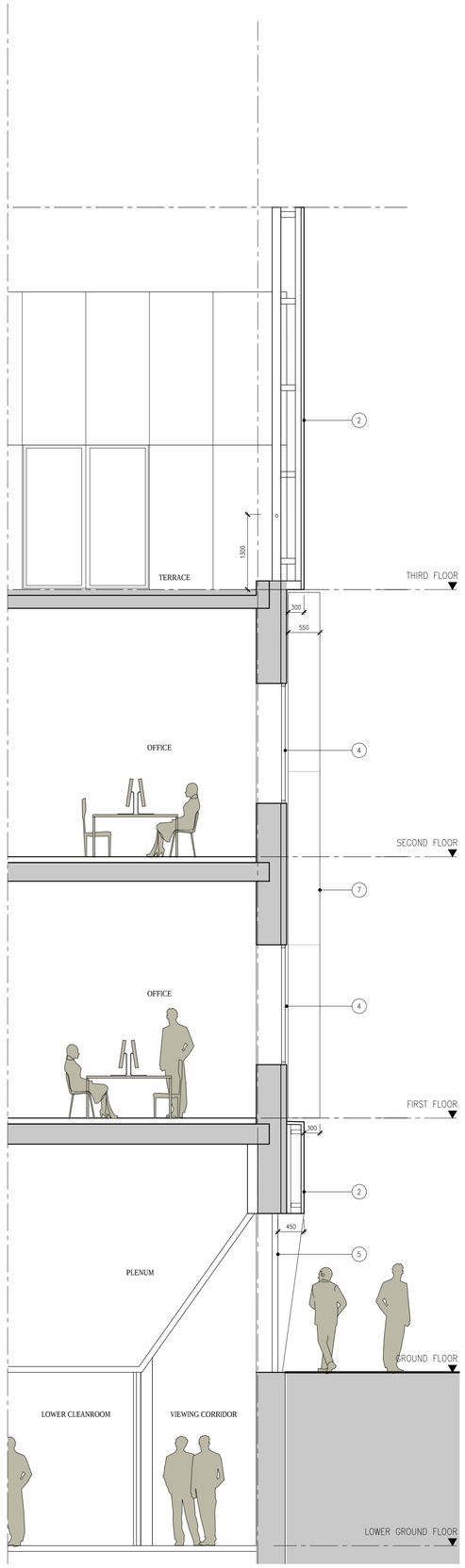

4 EXTERNAL WALL SECTION - EAST
JW-120 1:50@A1

DO NOT SCALE THIS DRAWING ALL DIMENSIONS MUST BE CHECKED ON SITE
INFORM THE ARCHITECT OF ANY DISCREPANCIES PRIOR TO CONSTRUCTION

KEY PLAN

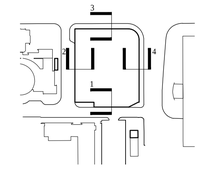

NOTES

1. POWDER COATED METAL CLADDING PANEL.
2. PERFORATED METAL CLADDING PANEL.
3. UNPERFORATED METAL CLADDING.
4. POWDER COATED ALUMINIUM FRAMED CLEAR GLAZED WINDOWS.
5. FRAMELESS CLEAR GLAZING.
6. POWDER COATED ALUMINIUM LOUVRES BEHIND PERFORATED METAL OUTER CLADDING.
7. PERFORATED METAL SOLAR SHADING FINS.
8. WINDOW CLEANING GUNTRY.

REV	DATE	DESCRIPTION	DRN	CHK
P02	23.11.12	PLANNING APPLICATION	LK	JMD
P01	20.11.12	DRAFT PLANNING APPLICATION	LK	JMD

jestico + whiles
1 Cobourg Street London NW1 2HP
t +44 (0) 20 7380 0382 f +44 (0) 87 0822 0732 w jesticowhiles.com
architecture + interior design london + prague

CLIENT
THE UNIVERSITY OF MANCHESTER

PROJECT
NATIONAL GRAPHENE INSTITUTE

DRAWING TITLE
PROPOSED EXTERNAL WALL SECTIONS

SCALE 1:50 A1 SHEET

STATUS
PLANNING

DRAWING NO 2469–JW–120 REV P02

©2012 jestico + whiles. all rights reserved

\\ukramsoutps4\Projects\61020221\Drawings\01_BuildingStructures\01_WIP\2aDrawing\61020221-SK-.dwg - Plot date and time = 20/11/2012 15:41:24

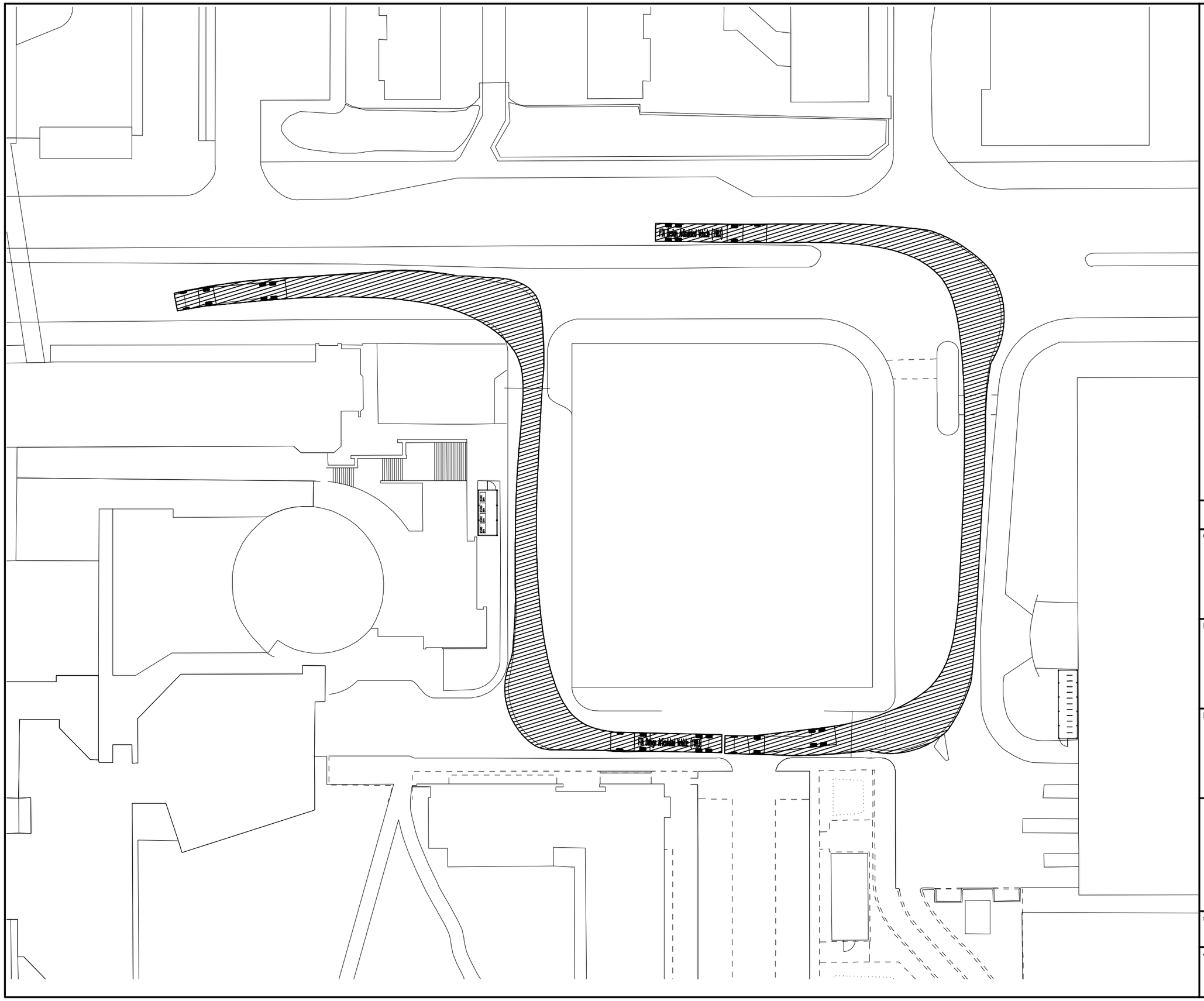

NOTES

1. This drawing to be read in conjunction with all relevant Architect's, Engineer's and specialist drawings and specifications.
2. No dimension to be scaled.
3. This drawing is confidential and the copyright is the property of Ramboll.
4. The drawing is issued on the basis that it must not be used except under a contract with Ramboll and must not be copied or issued without prior written permission from Ramboll. Any drawings issued in an electronic format are for information purposes only and must not be used for construction.
5. The vehicle swept path analysis shown is indicative only and should only be used as a guideline.

This sketch has been explicitly created & supplied for information & discussion purposes only and shall not be considered by the recipient to be an official Ramboll drawing.

Rev.	Drawn	Chkd.	Apprvd.	Date	Description

Client

THE UNIVERSITY OF MANCHESTER

Project

NATIONAL GRAPHENE INSTITUTE

Drawing Title

AUTO TRACK ARTICULATED LORRY

RAMBOLL

tel 023 8081 7500 fax 023 8081 7600 southampton@ramboll.co.uk
www.ramboll.co.uk

scale (at A3)	date	drawn

drg. no.	rev.
61020221-SK-	

10 0 10 20 50 100mm NATURAL SCALE

ORIGINAL DRAWING SIZE 420 x 297

\\ukramsoutps4\Projects\61020221\Drawings\01_BuildingStructures\01_WIP\2aDrawing\61020221-SK-.dwg - Plot date and time = 20/11/2012 15:39:27

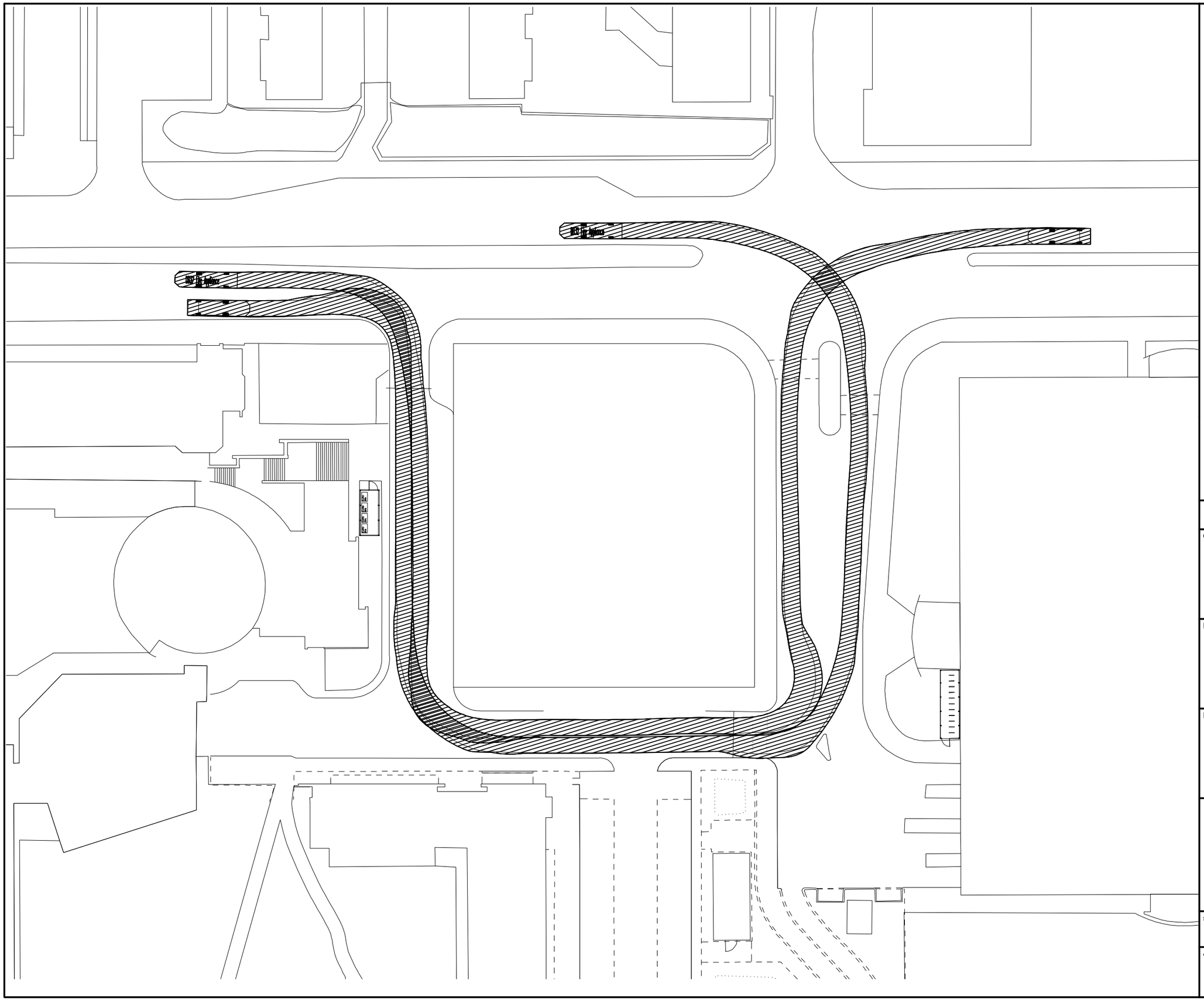

NOTES

1. This drawing to be read in conjunction with all relevant Architect's, Engineer's and specialist drawings and specifications.
2. No dimension to be scaled.
3. This drawing is confidential and the copyright is the property of Ramboll.
4. The drawing is issued on the basis that it must not be used except under a contract with Ramboll and must not be copied or issued without prior written permission from Ramboll. Any drawings issued in an electronic format are for information purposes only and must not be used for construction.
5. The vehicle swept path analysis shown is indicative only and should only be used as a guideline.

This sketch has been explicitly created & supplied for information & discussion purposes only and shall not be considered by the recipient to be an official Ramboll drawing.

Rev.	Drawn	Chkd.	Apprvd.	Date	Description

Client

THE UNIVERSITY OF MANCHESTER

Project

NATIONAL GRAPHENE INSTITUTE

Drawing Title

AUTO TRACK FIRE ENGINE

RAMBOLL

tel 023 8081 7500 fax 023 8081 7600 southampton@ramboll.co.uk
www.ramboll.co.uk

scale (at A3)	date	drawn

drg. no.	rev.
61020221-SK-	

10 0 10 20 50 100mm NATURAL SCALE

ORIGINAL DRAWING SIZE 420 x 297

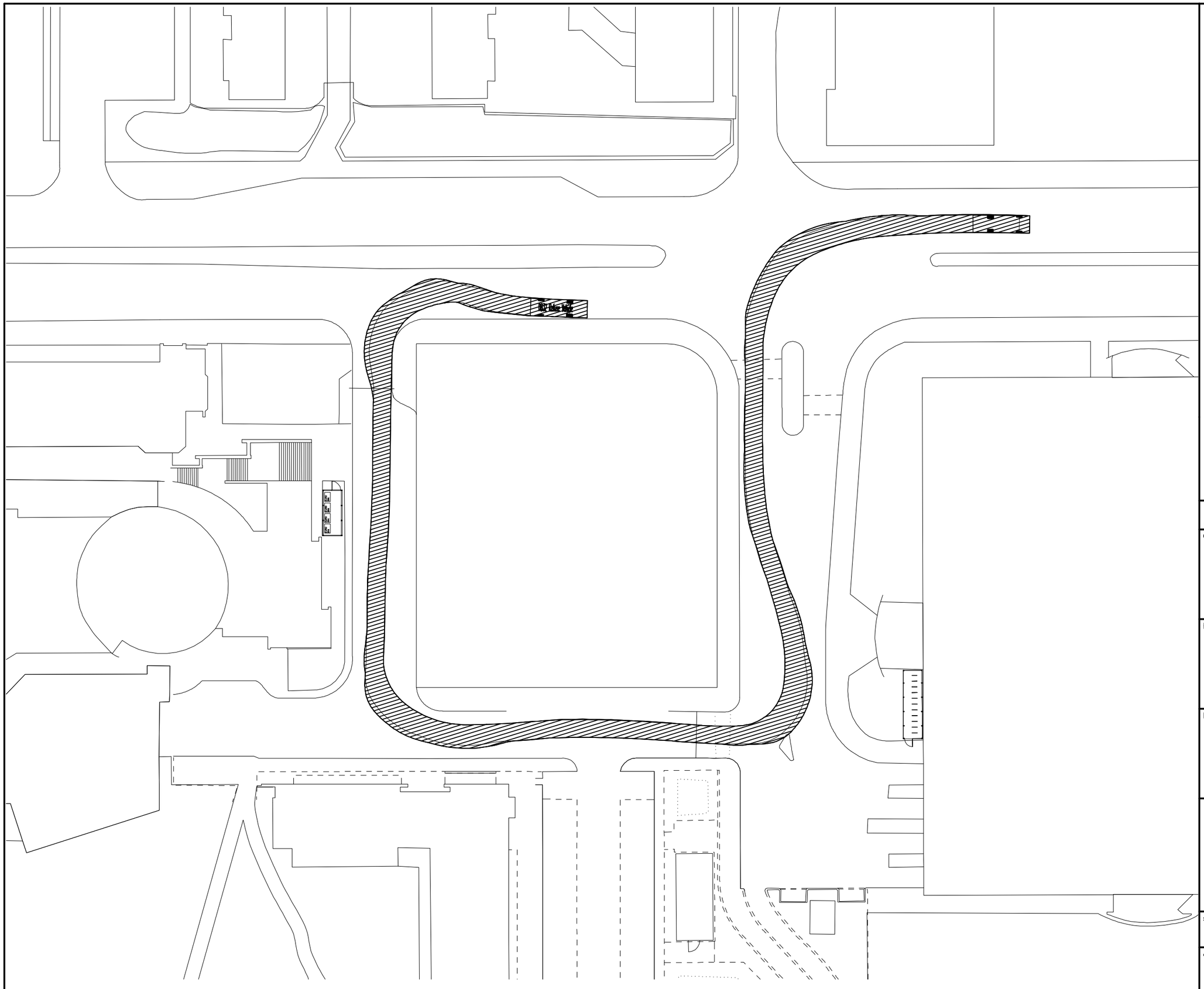

NOTES

1. This drawing to be read in conjunction with all relevant Architect's, Engineer's and specialist drawings and specifications.
2. No dimension to be scaled.
3. This drawing is confidential and the copyright is the property of Ramboll.
4. The drawing is issued on the basis that it must not be used except under a contract with Ramboll and must not be copied or issued without prior written permission from Ramboll. Any drawings issued in an electronic format are for information purposes only and must not be used for construction.
5. The vehicle swept path analysis shown is indicative only and should only be used as a guideline.

This sketch has been explicitly created & supplied for information & discussion purposes only and shall not be considered by the recipient to be an official Ramboll drawing.

Rev.	Drawn	Chkd.	Apprvd.	Date	Description

Client

THE UNIVERSITY OF MANCHESTER

Project

NATIONAL GRAPHENE INSTITUTE

Drawing Title

AUTO TRACK REFUSE TRUCK

RAMBOLL

tel 023 8081 7500 fax 023 8081 7600 southampton@ramboll.co.uk
www.ramboll.co.uk

scale (at A3)	date	drawn

drg. no.	rev.
61020221-SK-	

10 0 10 20 50 100mm NATURAL SCALE

ORIGINAL DRAWING SIZE 420 x 297