PROPOSED SECONDARY RECEPTION SECTIONAL ELEVATIONS

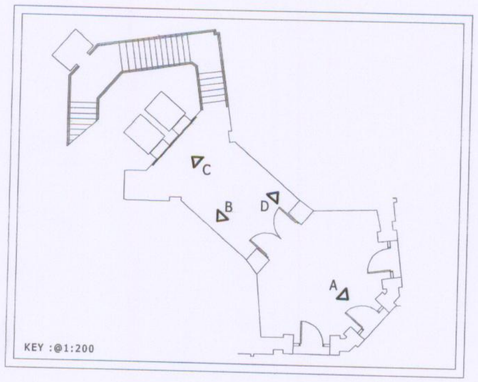

KEY :@1:200

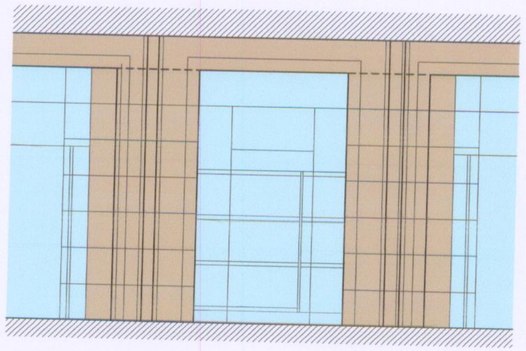

ELEVATION A

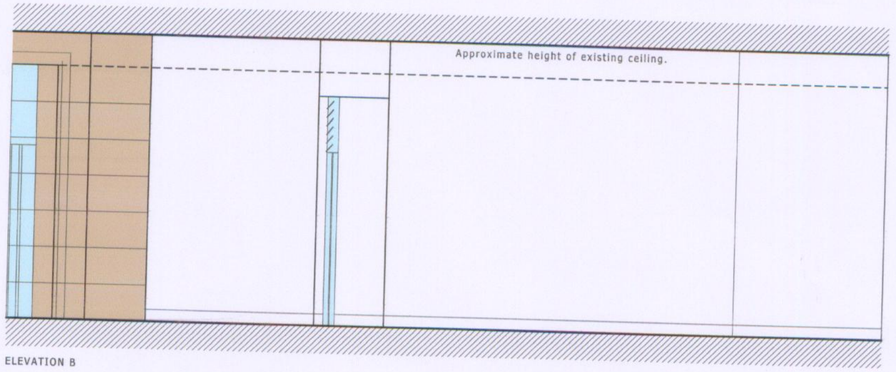

ELEVATION B

INTERNAL ENTRANCE / LOBBY AREA

WALLS : EXISTING WALLS MADE GOOD TO RECEIVE NEW WALL COVERINGS AS DETAILED BELOW:

FEATURE WALL TO LIFT ENTRANCE TO RECEIVE LAMINATED WALNUT PANELS (APPROX 25x50x2780mm), AS PER MAIN RECEPTION : TBC.

REMAINING WALLS WITHIN LOBBY TO RECEIVE 1 No. MIST COAT & 2 No. TOP COATS OF DULUX EGGSHELL : BS E 0055 : WHITE

ALL EXISTING EXPOSED STONEWORK TO BE THOROUGHLY CLEANED AND PROTECTIVE SEALANT APPLIED

EXISTING INTERNAL DOUBLE SECURED ENTRY DOORS RETAINED IN CENTRAL ORIGINAL ARCHWAY

BOTH EXISTING SIDE ENTRANCE DOORS RETAINED. NEW DOOR INSTALLED WITHIN LINE OF EXISTING EXTERNAL BUILDING LINE. FINISH TO MATCH EXISTING.
SEE DWG NO 3419_PL_5001 FOR FULL SPECIFICATION

NB
ALL TIMBER TO BE TREATED AND STAINED TO MANUFACTURERS RECOMMENDATIONS

NEW LIFT DOOR FINISH TO BE STAINLESS STEEL WITH S/S SURROUND TO LIFT ENTRANCE.

CEILING : EXISTING PLASTERBOARD & BULKHEAD CEILING RETAINED. BULKHEAD EXISTING LIGHTING REMOVED AND NEW COLD CATHODE LIGHTING TO CREATE HALO EFFECT.
RECESSED COFFER : COLDSTAR II : COVELITE SINGLE : 3500K : ACDC

INSTALLED IN ACCORDANCE WITH MAN. RECOMMENDATIONS.

ALL OTHER EXISTING LIGHT FITTINGS RETAINED

ALL CEILINGS WITHIN LOBBY TO RECEIVE 1 No. MIST COAT & 2 No. TOP COATS OF DULUX EGGSHELL : BS E 0055 : WHITE

SIGNAGE : NEW TENANT DIRECTORY BOARD TO BE A GLASS PANEL WITH ETCHED EFFECT / VINYL LETTERING AND PROJECT FIXINGS : SIGNKIT/SIGNBOX (or similar approved) EXACT POSITION TBC

NB : FOR ALL FINISHES SPECIFICATION PLEASE REFER TO DRAWING NO:3419_PL_1003. or 3419_PL_6003

PLEASE NOTE :
DO NOT SET OUT FROM THIS DRAWING.
ALL DIMENSIONS AND SIZES ARE TO BE CHECKED ON SITE AND THE ARCHITECT MUST BE NOTIFIED OF ANY DISCREPANCIES PRIOR TO WORK COMMENCING.
ALL LAYOUTS ARE SUBJECT TO A FULL MEASURED SURVEY. SETTING OUT POINTS ARE INDICATIVE ONLY.

RECEIVED
- 1 FEB 2008
PL

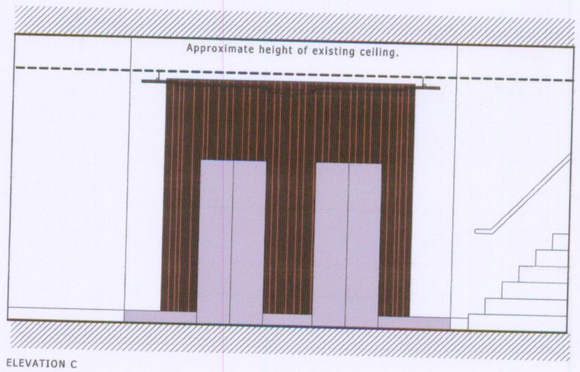

ELEVATION C

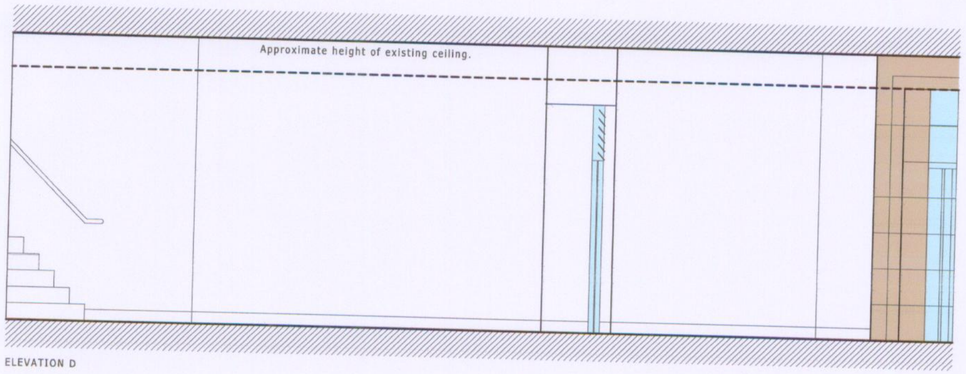

ELEVATION D

--- ---
REV DESCRIPTION

--/--/07 ---
INITIALS/DATE

JOB NAME
Warner Est.
SUNLIGHT HOUSE
85 Quay Street
Manchester M60 3JA

STATUS
PLANNING

DRAWING TITLE
PROPOSED SECTIONAL ELEVATIONS
SECONDARY RECEPTION

DATE Jun07
SHEET BY als
SCALE 1:50@A2
JOB NO. 3419 PL
DRAWING NUMBER REV 2003-

©This drawing is protected by copyright and must not be copied or reproduced without the written consent of DLG Architects

DLG Architects
Marshall Mill
Marshall Street
Leeds LS11 9YJ

t +44(0)113 3946 900
f +44(0)113 3946 901
leeds@dlgarchitects.com

dlgarchitects.com

dlg architects