T&G
Associates
Limited
Architects & Urban Designers

JG/8163.012
01 July 2009

Ms. Jackie Tipping
Planning Department
Manchester City Council
Town Hall Extension
PO Box 463
Manchester
M60 3NY



By post

Dear Jackie,

Change of Use at 3 Park Place, Cheetham Hill, Manchester M4 4EZ
Submission of Addition Information for App No. 090394/FO/2009

Further to your letter dated 26 June 2009 regarding the above application, please see our response to each item below:

1. Please find enclosed 3 copies of drawing no. 8163/020B and 8163/120B which are now annotated as requested.
2. The car parking area is registered under a separate title to 3 Park Place, but is owned by the same company. Please see a copy of the title plan and register for your information.
3. Drawing number 8180/120A has now been revised as per point 1 and the annotation has been amended to now state "proposed elevations".
4. Please see drawing number 8163/101B for elevations of the new security gates to the car park. 3 copies of this drawing are enclosed for your reference.
5. The dwarf brick wall is around the existing building on the Park Place elevation only, and this is to be retained. The boundary treatment around the car parking area varies and is not secure. There is to be a new security fence around the entire perimeter of the car park. Please see drawing number 8163/101B for elevations of this.
6. Please see drawing number 8163/101B for the elevation of proposed boundary treatment and pedestrian gate.
7. The trees shown on the proposed site plan are as existing.
8. Please find enclosed a copy of the revised Design and Access statement for your approval.
9. The windows will be blocked up internally to minimise the impact on the external appearance.
10. The proposed passenger lift will be accessed at street level from Park Place. The lift which is to be used should therefore have 2 sets of doors, adjacent to each other. The lift will be programmed to only open one set of doors dependant on which level it is at. Please see the attached lift selection sheet. These lifts work on the same principal as a lift which has entrances at the front and back.

T&G Associates Limited

Architects & Urban Designers

11. A set of lockable doors will be installed in front of the lift entrance. Should a disabled person visiting the offices require access, a call system will operate. This means that the person requiring access will call a bell for the relevant office from which a member of staff can go outside and unlock the doors. Any member of staff requiring access via the lift will be allocated their own key.
12. Please find enclosed the servicing and parking strategy for this development.

Should you have any query, please contact us.

Yours sincerely,

Joanne Griffiths

cc. Mr. A Ghafoor – Oriental Developments Ltd w/e

Stannah *Maxilift* Passenger Lifts

Maxilift step-by-step lift selection guide

By going through each of the steps below, you will be able to select the most appropriate Stannah Maxillift for your purpose

Step 1: Capacity

Consider what the lift will be used for:
- Standing only, low capacity?
- Wheelchair?
- Wheelchair plus attendant?
- High capacity, heavy usage?
- How many lifts are needed?

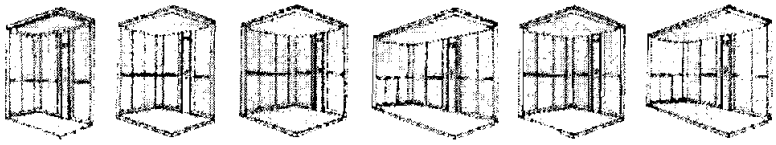

6 person 450kg | 8 person 630kg | 10 person 800kg | 13 person 1000kg 'Stretcher' or 'Square' | 16 person 1200kg

Step 2: Door type

- Side opening doors are standard on 6, 8 and 13 person 'Stretcher' lifts
- Centre opening doors are standard on 10, 13 person 'square and 16 person lifts

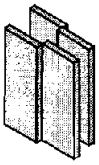

Auto 2 panel side opening on car and landing
Door type: 2S 2S
Suitable for 6, 8 and 13 person capacity lifts.



Auto 2 panel centre opening on car and landing
Door type: 2C 2C
Suitable for 8,10,13 and 16 person capacity lifts.

Step 3: Entrance position

- **Front only**
- **Front and rear**
- **Adjacent entrances**

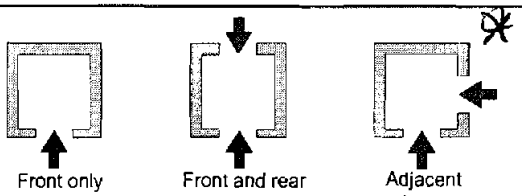

Front only | Front and rear | Adjacent entrances

Step 4: Shaft type

Wall mounted
- Option for all lifts
- Lower lift cost
- Higher building cost due to construction of load-bearing wall
- Smaller well size
- Needs scaffolding
- Needs lifting beam at top



Structure-supported
- Standard for 6 and 8 person lifts
- Reduced contruction costs
- Higher lift cost
- Slightly larger well size

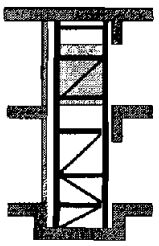

Step 5: Drive system

Select either
- **Hydraulic drive**
  MRLi - motor room-less
  MRC - motor room cabinet
  MR - motor room
- **Traction drive**
  MRLi - motor room-less



Hydraulic Drive



Traction Drive

Step 6: Shaft size

Determined by:
- Capacity
- Door type/opening width
- Entrance positions
- Mounting
- Motor/pump position

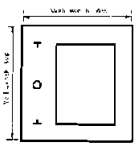

Step 7: Finishes

A style to suit every budget - see separate finishes sheets for the full ranges available







Stannah Lifts Ltd
Anton Mill, Andover, Hampshire, SP10 2NX
Telephone: 01264 339090 Fax: 01264 337942
Web: www.stannahlifts.co.uk **Email: passengerliftsales@stannah.co.uk**