NOTES:
1) UNDER NO CIRCUMSTANCES SHOULD DIMENSIONS BE SCALED FROM THIS DRAWING "IF IN DOUBT ASK"

2) THIS DRAWING IS TO BE READ IN CONJUNCTION WITH ALL OTHER RELEVANT DRAWINGS, ANY DISCREPANCIES, ERRORS OR OMISSIONS TO BE BROUGHT TO THE ATTENTION OF TAYLOR YOUNG.

3) ALL DIMENSIONS TO BE CHECKED BEFORE COMMENCEMENT

4) THIS DRAWING IS THE PROPERTY OF TAYLOR YOUNG AND MUST NOT BE COPIED OR REPRODUCED EITHER IN WHOLE OR IN PART WITHOUT WRITTEN PERMISSION

drawing orlginated by: ELR — date: 05/01/12

revisions	drawn/reviewed	date
REV _	__/__	__/__/__



PROPOSED ELEVATION

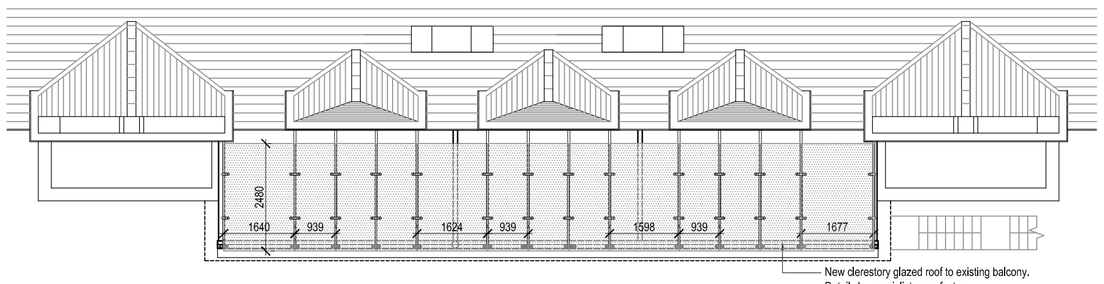

ROOF PLAN - AS PROPOSED

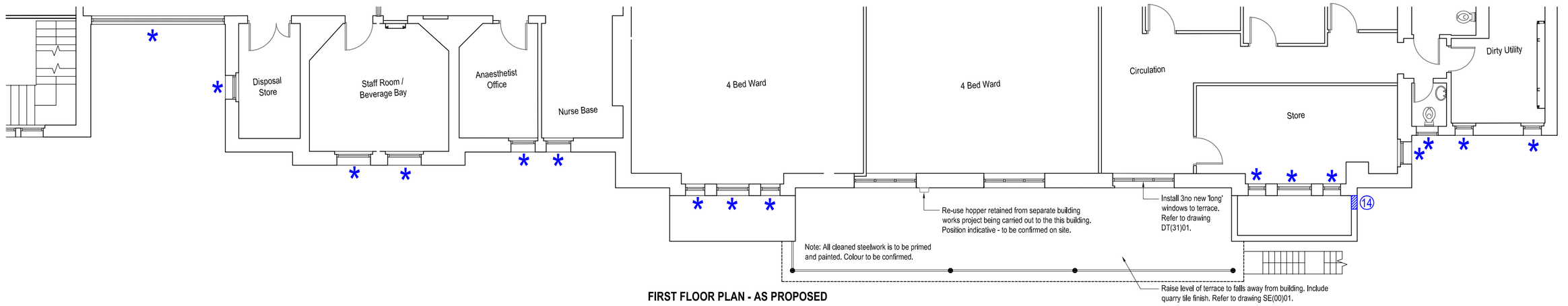

FIRST FLOOR PLAN - AS PROPOSED

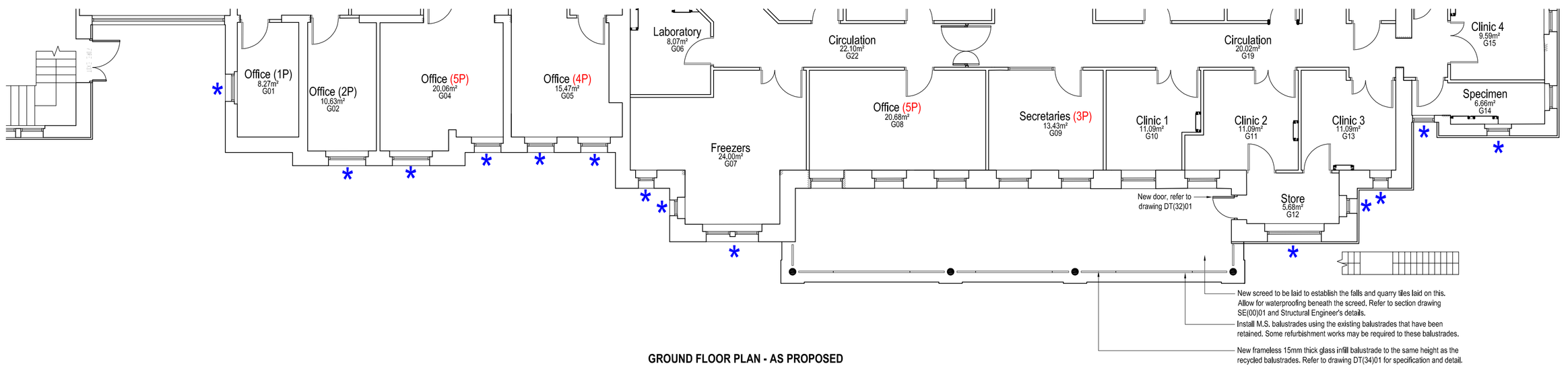

GROUND FLOOR PLAN - AS PROPOSED

REFURBISHMENT & REPLACEMENT WORKS:

1. Replace windows 'like for like' where marked with an asterisk ✱
2. Install new 'long' windows to terrace.
3. Install new clerestory glazed roof to terrace (Detail to follow).
4. Raise level of first floor terrace to falls away from building. Include quarry tile finish.
5. All cleaned steelwork to be primed and painted.
6. Re-use hopper which is being retained from a separate construction project at the rear of this building. Trust to advise on where this will have been stored.
7. Install new 'matching' punched steel plate vents (glavanised).
8. Restore all 'blown' concrete work in accordance with structural engineer's details.
9. Raise level of ground floor terrace to falls away from building. Include quarry tile finish.
10. Install M.S. balustrade and returns using recycled balustrading to verandah ends.
11. Install 'frameless' 15mm thick glass infill balustrade between re-used existing M.S.balustrade - height to match.
12. Redecorate existing steel ramp.
13. Generally: All existing rainwater drainage to be cleared out and jet washed.
14. PVC pipework penetrations to be made good using recycled brickwork from ramp demolition.
15. Generally: Patch brickwork etc after removal of redundant cabling and lighting.
16. New lighting (floods) to be installed at existing boundary wall - refer to M&E drawings and specification. In addition make good the existing wall finishes once existing light fittings have been removed from the facade.
17. New door to be fitted in opening - refer to drawing DT(32)01 for details.

IMPORTANT NOTE
All dimensions to be confirmed on site. Site measure to be carried out by the contractor / sub contractor.

PRELIMINARY

ST MARY'S REFURBISHMENT
FACADE WORKS

Refurbishment and Replacement Works

Scale: 1:100 @ A1
Reviewed by : NS

job	drawing	rev
5769	EL(00)02	_

taylor young|ty
chadsworth house
wilmslow road
handforth
cheshire
sk9 3hp

tel: 01625 542 200
fax: 01625 542 250
mail@tayloryoung.co.uk
www.tayloryoung.co.uk

architecture
graphics
healthcare planning
interior design
landscape architecture
regeneration
town planning
urban design
3D visualisation