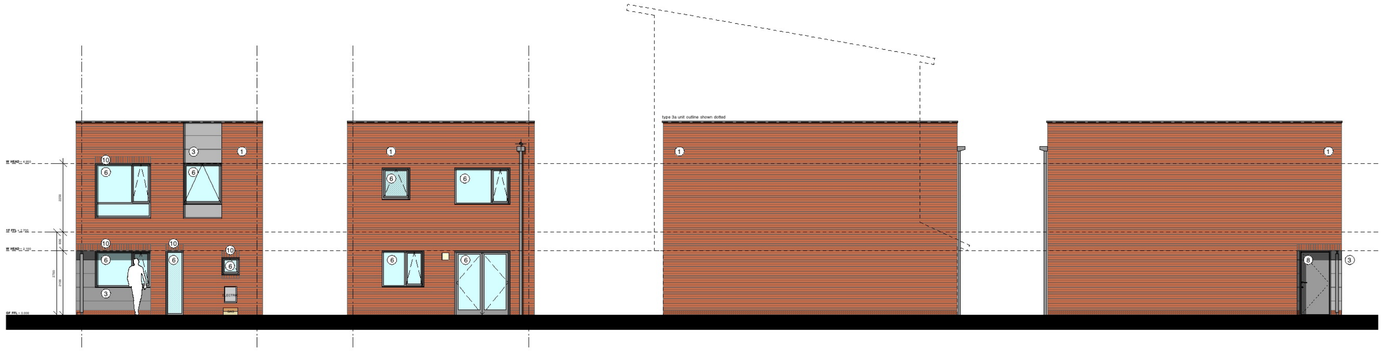

elevation 1_type 3 | elevation 3_type 3 | elevation 3_type 3 | elevation 4_type 3

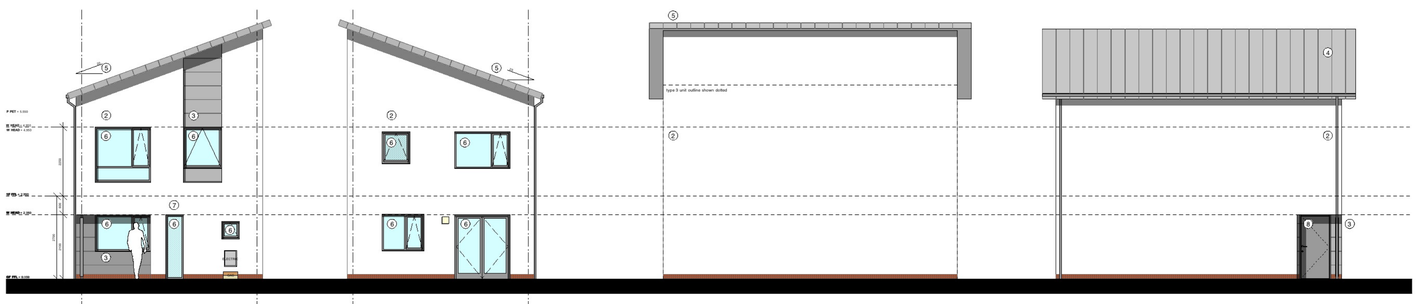

elevation 1_type 3a | elevation 3_type 3a | elevation 3_type 3a | elevation 4_type 3a

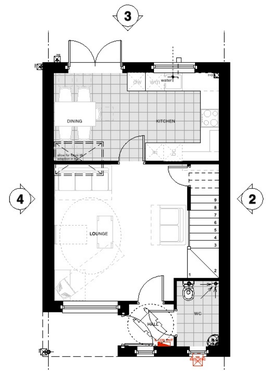

ground floor plan_type 3

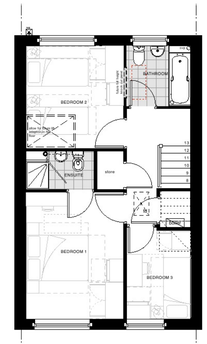

first floor plan_type 3

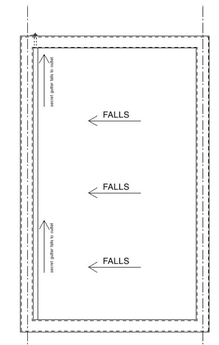

roof plan_type 3

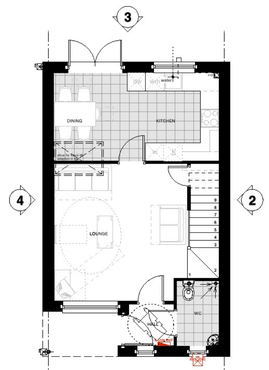

ground floor plan_type 3a

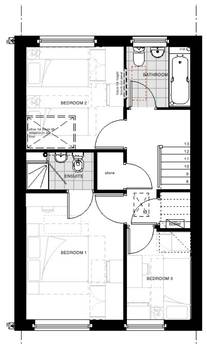

first floor plan_type 3a

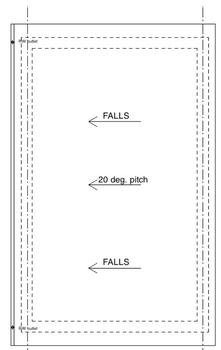

roof plan_type 3a

Hoyley LTH 3B5P_types 3 and 3a

MATERIALS KEY

1. red facing brick
2. render
3. zinc facade system (standing seam/cassette tbc)
4. zinc roof system (standing seam tbc)
5. zinc mono flat roof facia
6. UPVC window/door set (with opaque panel below opening light) RAL 7016
7. zinc feature window surround (with panel linking windows between storeys on 3 storey unit)
8. Pass 24 door set (with glazed side screen)
9. zinc canopy facia
10. header course to window/door head and window sill (in red smooth brick)

scale bar in milimetres and metres

metres: 0 m, 0.5 m, 1 m, 2 m, 5 m, 10 m

millimetres: 0, 500, 1000, 2000, 5000, 10000

revision notes: First Issue: AKW - 06.09.2013

DK-Architects

26 Old Haymarket, Liverpool, L1 6ER
T 0151 231 1209
F 0151 227 2053
E mail@dk-architects.com
W www.dk-architects.com

planning

Job:	1076 Beswick Phase 3 Zone 3
Client:	Lovell
Drawing Title:	Hoyley LTH
Date:	06.09.13
Drawing no:	1076-PL-2.5 revision: *
Scale:	1:100 @ A1
Drawn:	AKW