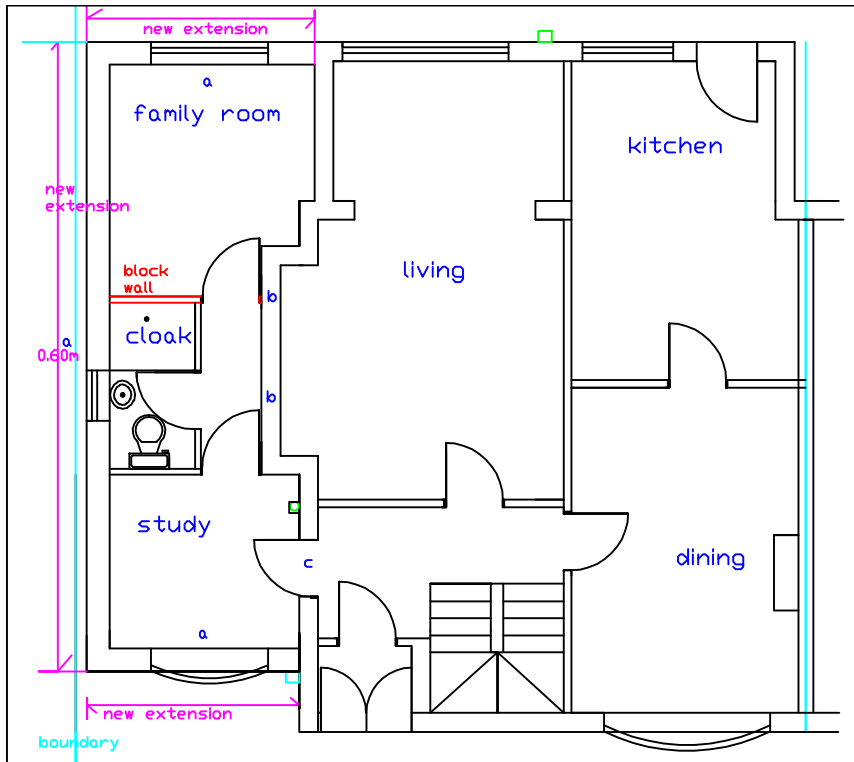

PROPOSED GROUND FLOOR
1:100

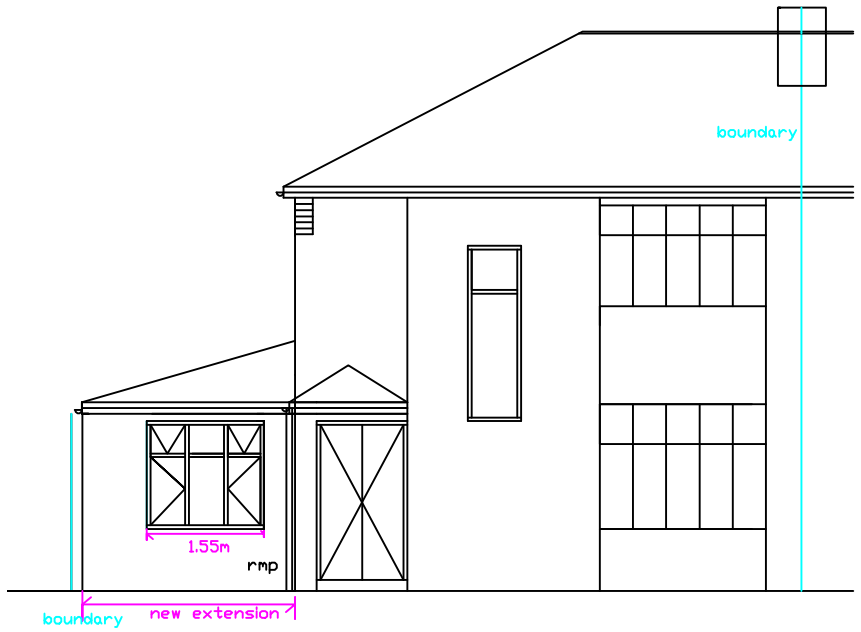

PROPOSED FRONT VIEW
1:100

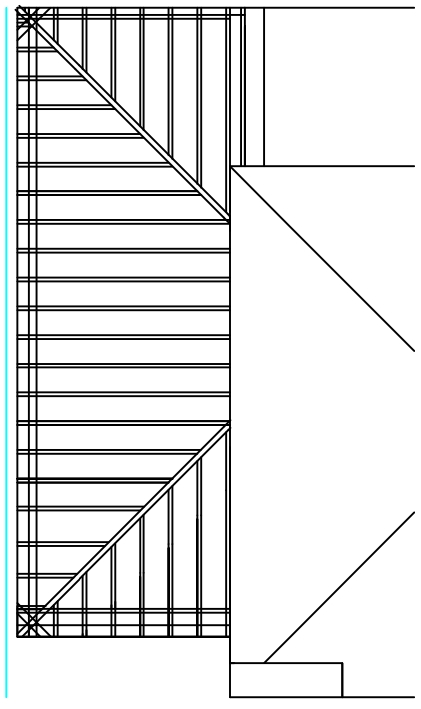

PROPOSED ROOF DETAIL
1:100

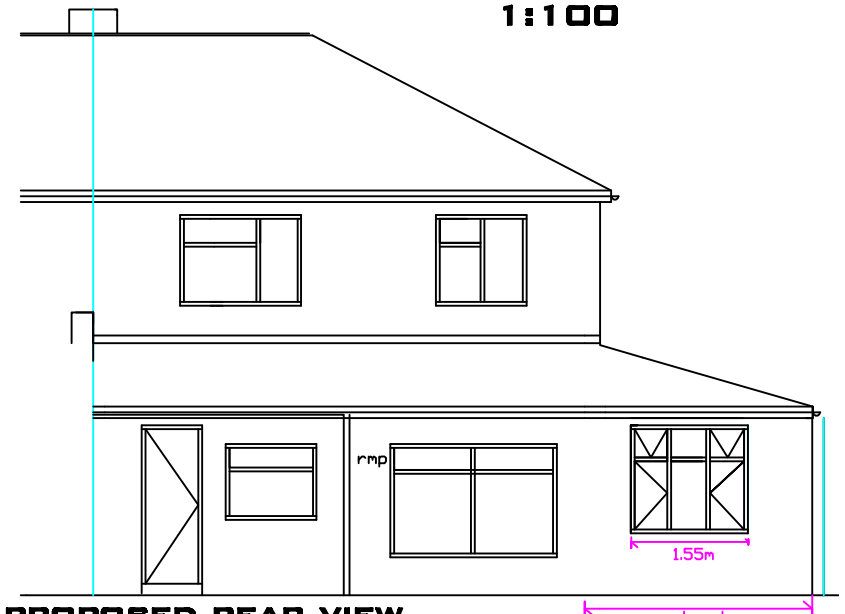

PROPOSED REAR VIEW
1:100

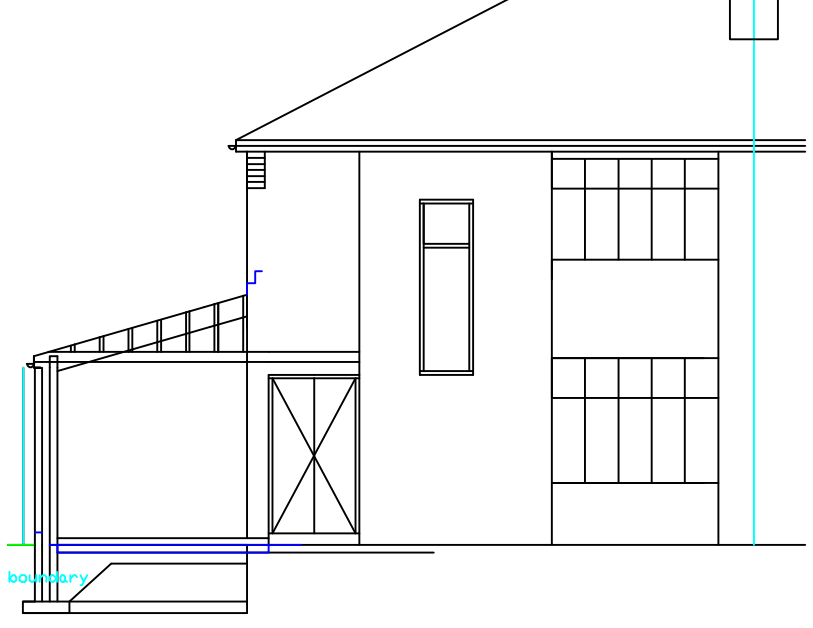

PROPOSED SECTION THROUGH
1:100

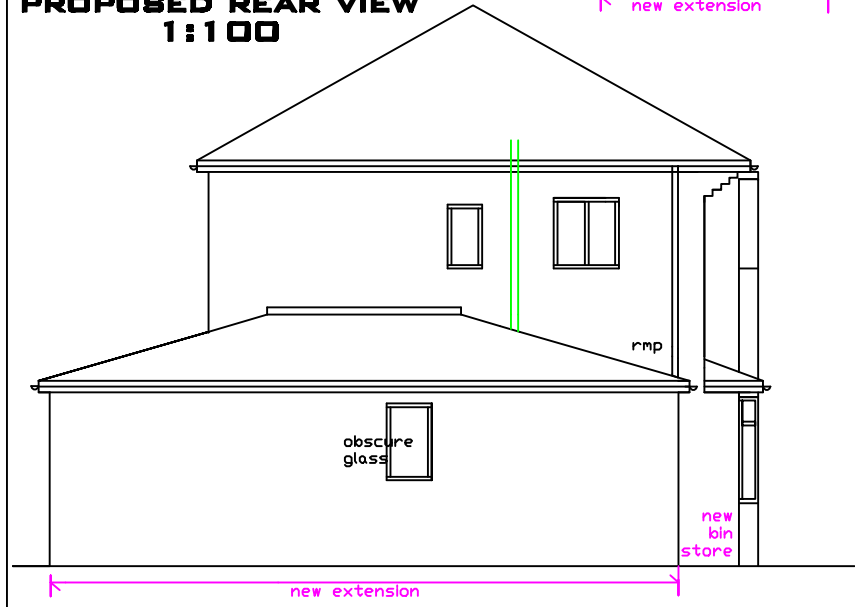

PROPOSED SIDE VIEW A
1:100

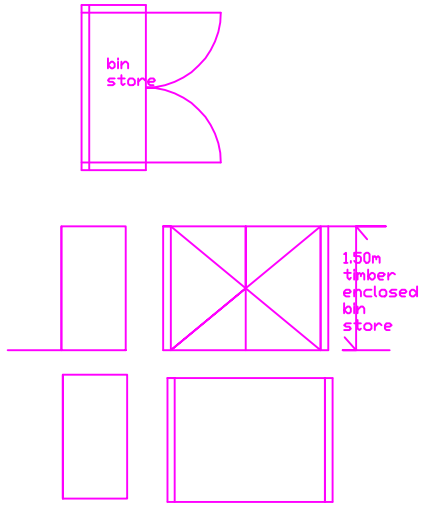

PROPOSED BIN STORE DETAIL
1:100

ELECTRICAL WORKS BY A COMPETENT PERSON SCHEME MEMBER:
All wiring and electrical works to be designed, installed, inspected and tested in accordance with the requirements of BS 7671, the IEE 17th edition wiring guidance and Building Regulation Part P (Electrical Safety) by a member of the O.D.P.M Competent Person Scheme. AND The competent person is to send to the Local Authority a 'Self-certification Certificate' within 30 days of the electrical works completion. Client must receive both a copy of 'Self-certification Certificate' and a BS 7671 Electrical Installation Test Certificate. All sockets at minimum 450mm height all switches maximum 1.200metres provide a max 25 % normal wattage fitting as required
All works carried out by NICEIC / ECA .Electrical works lighting and switches to new lay out ,family room study ,cloak area lights back to to distribution board with a 5 amp switch, , switch external to cloak room ,extractor on timer and switch back to the distribution board via 32 amp switch as required . Fire /smoke alarm fitted first floor landing and ground floor, etc. smoke alarm to kitchen all interconnected into a hard wired separate circuit as required and back to the 5 amp switch as required. Along with a battery backup .Mechanical extract from kitchen 60 litres / second from hob, 30 litres elswhere extract , cloak room 15 litres / second on timer .
WINDOWS AND DOORS AND EXTERNAL UPVC PRODUCTS. All new windows and doors .fully draft proofed and double glazed in Opti white outer pane,16mm Argon filled double-glazingwith an aluminium spacer bar with an inner pane of low emissityK glass to give Uvalue 1.6 w/m2 k (or window energy rating Band C -certificates of compliances to be be provided too Building Control . as required. Rooms to have 1/20th opening light to floor area. All units to have 8,000 square mm of trickle ventilation. Any Velux windows to have low E coating as well Critical / safety Glazing to below 800mm cill heightand within 300mm of door way opening etc. and to all doors to have toughened /laminated safety glass to BS 6206.Fire escape windows to be 0.33square meter and 450mm clear opening at min 800mm high and maximum 1.100m above floor level.Willets trickle vents, fitted in accordance with manufacturer's instructions with open able vent areas of 8,000mm2 &4,000mm2 to habitable and non habitable rooms , 3 window,s includes 1 bay window. internal door sets as required,any new Rainwater 100mm gutters and 75 mm rain water pipes to be UPVC include all brackets' offsets and stop end . Any new drainage to be 100mm hep sleeve with flexible joints lay to self cleansing falls 1:40 and back filled with 5 mm pea gravel all as agreed with building control all connected into the existing separate system Any B.I Gullies to be rod able. Provide new radiator connected to the existing central heating system; any radiators to have thermostatic radiator valves to the new/ relocated radiators as required. All gas works carried out by gas safe approved engineers / contractors only. External joinery to be primed and paintedInternal plumbing
50mm wastes pipes to sink and combined drain connections 38mm basin with 75mm deep seal traps any drains 100mm hepsleeve to self cleaning falls 1:40 back fill with 5mm pea gravel
Maintain separate drainage system. as required .Sanitary ware supplied as brief by client, Plumbing Taps and sanitary waste to be solid brass and chrome plated, modern design,

DO NOT SCALE OF THIS DRAWING
TAKE ALL DIMENSIONS ON SITE
Please do not start any works untill all approvales have been obtained.

MANCHESTER CITY COUNCIL
PLANNING AND
BUILDING CONTROL
APPLICATION

client:
SHAHID MUSTAFA ,
879,KINGSWAY ,
EAST DIDISBURY
MANCHESTER,
M20 5PB,
TEL07930614118
EMAIL SM19691
@HOTMAIL.COM

Plans Drawn.
tel.no.07952934281
07856609593
email Bawinterbottom
@aol.com
PlansDrawn01@aol.com
www.plansdrawn.org

drawing title:
PROPOSED REAR AND SIDE
SINGLE STOREY EXTENSION

date:
DEC. 2011

project no.
KW879

drg. no. rev.
02