MANCHESTER CITY COUNCIL

PLANNING
ACK'D
REPLIED
RECD 28 AUG 2008
FOIL ACTION

087552

Planning
PO Box 463, Town Hall Extension
Manchester M60 3NY
Tel: 0161 234 4516 Fax: 0161 234 4508
Email: planning@manchester.gov.uk

Application for tree works; works to trees subject to a preservation order (TPO) and/or notification of proposed works to trees in conservation areas (CA).

Town and Country Planning Act 1990

Publication of planning applications on council websites

Please note that with the exception of applicant contact details and Certificates of Ownership, the information provided on this application form and in supporting documents may be published on the council's website.

If you have provided any other information as part of your application which falls within the definition of personal data under the Data Protection Act which you do not wish to be published on the council's website, please contact the council's planning department.

Please complete using block capitals and black ink.
It is important that you read the accompanying guidance notes as incorrect completion will delay the processing of your application.

1. Applicant Name and Address

Title:	MR
First name:	YAHYA
Last name:	YASSIN
Company (optional):	
Unit:	
House number:	FLAT 1
House suffix:	
House name:	
Address 1:	201 PALATINE ROAD
Address 2:	
Address 3:	
Town:	DIDSBURY
County:	GREATER MANCHESTER
Country:	U.K
Postcode:	M20 2TT

2. Agent Name and Address

Title:	MR
First name:	DERICK
Last name:	MCMILLAN
Company (optional):	NORTHERN TREE + GARDEN SERVICES
Unit:	
House number:	4
House suffix:	
House name:	
Address 1:	HIGHFIELD CRESCENT
Address 2:	
Address 3:	
Town:	WILMSLOW
County:	CHESHIRE
Country:	U.K
Postcode:	SK9 2JL

10. Application For Tree Works - Checklist

Please use this checklist to ensure that the form has been completed correctly and that all relevant information is submitted.

For works to trees protected by a Tree Preservation Order, failure to supply sufficiently precise and detailed information may result in your application being rejected or delay in dealing with it. In particular, you MUST provide the following:

3 copies of a completed and dated application form. ☐

3 copies of a sketch plan showing the location of all tree(s). ☐

3 copies of a full and clear specification of the works to be carried out. ☐

3 copies of a statement of reasons for the proposed work. ☐

- evidence in support of statement of reasons. In particular, you should provide:
  - 3 copies of a report by a tree professional (e.g. arboriculturist or horticultural adviser) if your reasons relate to the health and/or safety of the tree(s). ☐
  - 3 copies of a report by an engineer or surveyor, together with one from a tree professional (arboriculturist) if you are alleging subsidence damage. ☐

For works to trees in conservation areas, it is important to supply precise and detailed information on your proposal. You may, therefore, wish to provide the following:

3 copies of a completed and dated form, with all questions answered. ☐

3 copies of a sketch plan showing the precise location of all tree(s). ☐

3 copies of a full and clear specification of the works to be carried out. ☐

Whether the trees are protected by a TPO or in a conservation area, please indicate which of the following types of additional information you are submitting (3 copies of each need to be provided):

- photographs. ☐
- report by a tree professional (arboriculturist) or other. ☐
- details of any assistance or advice sought from a Local Planning Authority officer prior to submitting this form. ☐

11. Declaration - Trees

I/we hereby apply for consent/give notice as described in this form and the accompanying plans and additional information.

Si

Or signed - Agent:

Date (DD/MM/YYYY):

25-8-08 (date cannot be pre-application)

12. Applicant Contact Details

Telephone numbers

Country code: | National number: | Extension number:

Country code: | Mobile number (optional):

Country code: | Fax number (optional):

Email address (optional):

13. Agent Contact Details

Telephone numbers

Country code: 01625 | National number: 548621 | Extension number:

Country code: | Mobile number (optional): 07986 40 5565

Country code: | Fax number (optional):

Email address (optional):

8. Trees - Reasons For Works

This section only needs to be completed if you are seeking consent to trees under a Tree Preservation Order (TPO)

Please state the reasons for carrying out the proposed works on the tree(s):

THE TREE HAS NO FOLIAGE AND IS HAZARDOOS LEANING OVER SPATH RD AND PAVEMENT AND WILL ONLY DETERIORATE OVER TIME

Please indicate whether the reasons for carrying out the proposed works include any of the following. If so, your application must be accompanied by the documents specified.

Health or safety of the tree(s) - e.g. it is diseased, fears that it might break or fall: ☑ Yes ☐ No

If Yes, information required - report by a tree professional (e.g. arboriculturist, horticultural adviser). ☐ Yes ☐ No

Alleged subsidence damage:

If Yes, Information required: Full report by an engineer or surveyor, together with one from a tree professional - to include date and description of property damage; sub-soil type and shrinkage potential; location of any roots found and their identification; history of ground and building movement through a distortion survey and/or level or crack monitoring over suitable period; other vegetation in the vicinity and its management since discovery of the damage.

9. Trees - Additional Information

Are you providing additional information in support of your application? ☑ Yes ☐ No

If Yes, please provide the reference numbers of plans, documents, professional reports etc in support of your application:

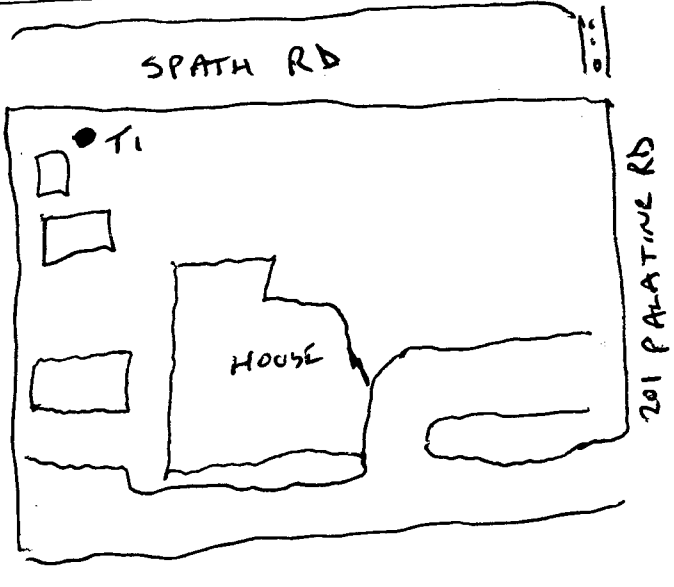

T1 HORSECHESTNUT DISEASES + DEAD

A COUNCIL TREE OFFICER INSPECTED AUTUMN LAST YEAR SAID WOULD LIKE TO RE ASSESS THIS YEAR CLIENT ASK ME TO RE ASSESS AND IS CONCERNED ABOUT TREES SAFETY

10. Application For Tree Works - Checklist

Please use this checklist to ensure that the form has been completed correctly and that all relevant information is submitted.

For works to trees protected by a Tree Preservation Order, failure to supply sufficiently precise and detailed information may result in your application being rejected or delay in dealing with it. In particular, you MUST provide the following:

3 copies of a completed and dated application form. ☐

3 copies of a sketch plan showing the location of all tree(s). ☐

3 copies of a full and clear specification of the works to be carried out. ☐

3 copies of a statement of reasons for the proposed work. ☐

- evidence in support of statement of reasons. In particular, you should provide:
  3 copies of a report by a tree professional (e.g. arboriculturist or horticultural adviser) if your reasons relate to the health and/or safety of the tree(s). ☐
  3 copies of a report by an engineer or surveyor, together with one from a tree professional (arboriculturist) if you are alleging subsidence damage. ☐

For works to trees in conservation areas, it is important to supply precise and detailed information on your proposal. You may, therefore, wish to provide the following:

3 copies of a completed and dated form, with all questions answered. ☐

3 copies of a sketch plan showing the precise location of all tree(s). ☐

3 copies of a full and clear specification of the works to be carried out. ☐

Whether the trees are protected by a TPO or in a conservation area, please indicate which of the following types of additional information you are submitting (3 copies of each need to be provided):

- photographs. ☐
- report by a tree professional (arboriculturist) or other. ☐
- details of any assistance or advice sought from a Local Planning Authority officer prior to submitting this form. ☐

11. Declaration - Trees

I/we hereby apply for consent/give notice as described in this form and the accompanying plans and additional information.

Sign

Date (DD/MM/YYYY): 25-8-08 (date cannot be pre-application)

12. Applicant Contact Details

Telephone numbers

Country code: | National number: | Extension number:

Country code: | Mobile number (optional):

Country code: | Fax number (optional):

Email address (optional):

13. Agent Contact Details

Telephone numbers

Country code: 01626 | National number: 548621 | Extension number:

Country code: | Mobile number (optional): 07986 40 5565

Country code: | Fax number (optional):

Email address (optional):

Application for Tree Works: Works to Trees Subject to a Tree Preservation Order (TPO) and/or
Notification of Proposed Works to Trees in Conservation Areas (CA)
Town and Country Planning Act 1990

1. Applicant Name and Address

Please enter the Applicant Details, including full name and title. Please also enter the house/flat number and/or name (if applicable) and street name in the Street address field. The town, county, country and full postcode should also be entered.

If the application is being submitted by an agent (i.e. someone who is acting on the applicant's behalf) all correspondence, including the decision letter, will be sent to him/her.

2. Agent Name and Address

Please enter the Agent Details, including full name and title. Please also enter the house/flat number and/or name (if applicable) and street name in the Street address field. The town, county, country and full postcode should also be entered.

If the application is being submitted by an agent (i.e. someone who is acting on the applicant's behalf) all correspondence, including the decision letter, will be sent to him/her.

3. What Are You Applying For?

If you wish to carry out works to trees which are:

- **protected by a Tree Preservation Order,** then you will need to apply to the council for consent
- **situated in a Conservation Area,** then you will need to give the Council at least six weeks' prior notice of your proposals

4. Tree Preservation Order Details

The council is required to make a copy of Tree Preservation Orders available to the public, free of charge, at their offices at all reasonable hours. You will normally need the name and date of the Order to help you find the right one. You should also be able to get this information from the local land charges register, which should record if there is a Tree Preservation Order relating to a particular property. However, you may have to pay a fee for this service.

Title of Tree Preservation Order

You will find the title at the top of the Order. For example:

City of Hampstead (No. 4) Tree Preservation Order 1992

or

City of Hampstead (1 Garden Court) Tree Preservation Order 1992

5. Trees – Reasons for Works

In setting out the reasons for proposed works, please provide evidence to support your case.

6. Identification of Tree(s) and Description of Works

Preparing your plan

Your plan needs to show the precise location of the tree(s) in relation to nearby property/roads/boundaries. It should, therefore:

- indicate the main features of the site where the tree(s) stand and its surroundings; in particular,

you should:

- mark and name surrounding roads
- sketch in buildings, including adjoining properties
- add house numbers or names

- mark the position of the tree(s) to which you want to carry out work
- identify them by the number shown in the Tree Preservation Order, where possible; if you use a different number, please make sure that this can be matched with your description of the tree(s)
- if there are many trees on the site, make clear which tree(s) are included in this application by:
  - marking all trees on the plan, but only numbering those to which you want to carry out work
  - showing the approximate distance between the application tree(s) and buildings
  - adding other relevant features on the site (e.g. greenhouse, paths)
- if it is impossible to identify the tree(s) accurately on the plan (e.g. because they are part of a woodland or group of trees), please identify their approximate location on the plan and provide details of how the tree(s) are marked on site (e.g. high visibility tape, tree tags, paint, etc.); trees must not be marked by scarring or cutting into the bark

Example of a plan:

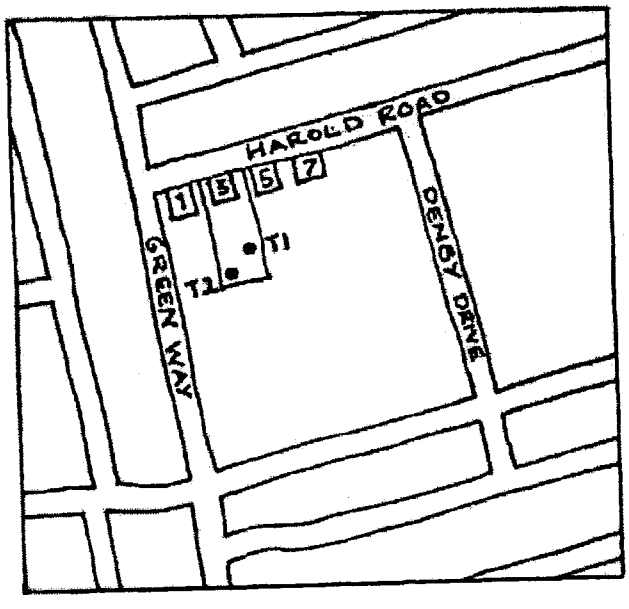

Proposed Works

You must specify the works you want to carry out for each tree included in the application/notification. For example:

- T1 Oak crown thin by 25%
- T2 and T3 Beech (in G2) reduce the crowns by 3m
- fell seven Ash (T4 – T10)
- fell all Sycamore on property (part of W1)

A proposal simply to 'cut back' or 'lop' some branches is too vague because it fails to indicate the extent of the works.

How to describe pruning operations
One of the following, or a combination, will usually be suitable to describe most pruning proposals:

Crown Thinning - This reduces the density of the tree's crown without changing the shape and form of the tree. Thinning reduces the amount of foliage and allows more light through the canopy or crown. The amount is usually specified as a percentage (%) of the crown. • useful for admitting more light to gardens and windows • allows crossing and rubbing branches to be cleared	
Crown Lifting - This essentially means removing lower limbs close to the trunk, or pruning lower secondary branches to give more clear space below the crown. • useful for allowing more light into gardens • prevents low branches obstructing paths, drives, etc.	
Crown Reduction - The tree crown is reduced by shortening branches, usually carried out all round the crown or canopy to maintain a balanced shape. • partial reduction may be useful for preventing branches contacting buildings, roofs and guttering	

All tree work should be carried out to *BS 3998: Recommendations for Tree Work.*

Poor Tree Surgery

Any work that would endanger the health of a tree or greatly reduce its amenity value to the local environment is unlikely to be allowed.

7. Trees – Additional Information

Felling and replacement trees

If consent is granted to fell a tree protected by a Tree Preservation Order, it is usually conditional on a replacement tree being planted.

If you are proposing to fell trees protected by a Tree Preservation Order, please give details of any proposed replacements. If you do not intend to plant replacement trees, please explain why.

8. Trees Location

If the tree(s) to which the application relates does not have a postal address, please provide an accurate description of its location.

9. Trees Ownership

Please provide the address for the owner of the tree(s) if known, and if it is different from the address of the site where the trees stand (i.e. the location address that you have already entered).

You don't have to be owner to apply, but it is good practice to let them know what you're doing.

10. Application for Tree Works - Checklist

Please use the checklist to ensure that the forms have been correctly completed and that all relevant information is submitted. Failure to complete the form correctly or to supply sufficiently detailed drawings or other relevant supporting information will result in your application being returned as invalid.

11. Declaration - Trees

Please sign and date your application.

12. Applicant Contact Details

Please provide contact information for the applicant.

13. Agent Contact Details

Please provide contact information for the agent.