min 150mm lead flashing and apron linked to new Type X Cavitray available from Messrs Cavity Trays Ltd with Glidevale abutment vent.

new roof to porch to be Marley tiles to match existing with 65mm headlap on 38 x 25mm quality softwood tiling battens on approved reinforced roofing underlay lapped 130mm horizontally and vertically and secured with clout nails on 100 x 38mm ew rafters at 400mm centres on 100 x 75mm softwood wall plates.

form ceiling to porch in 72 x 38mm ew ceiling joists underdrawn in 12.5mm Gyproc Duplex wallboard and 3mm skim. 300mm in total Rockwool quilt insulation laid between and over joists.

porch to have 100mm dia half round PVCu gutter on 19mm Primo by Concorde faecias all linked to existing with 65mm dia rwp to discharge into new accoes gully s.b.d.

facing brick to match existing.

new uPVC window and doors by specialist.

broken lines indicate existing timber porch taken down and removed.

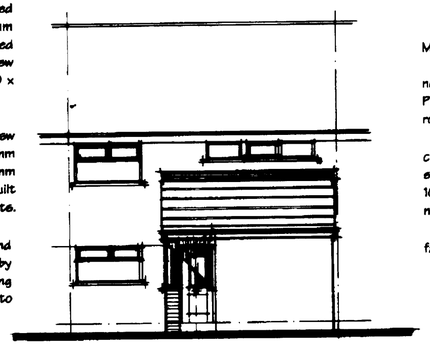

front elevation.

Marley roof tiles to match existing.

new bargeboards to be formed in 19mm Primo by Concorde to main and bay roof.

class 'O' uPVC shiplap cladding on sarking felt on 25mm marine ply on 100 x 75mm ew frame to new pike to new roof.

facing brick to match existing.

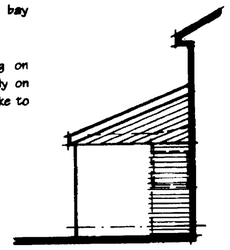

side elevation.

Marley roof tiles to match existing.

new bargeboards to be formed in 19mm Primo by Concorde to main and bay roof.

class 'O' uPVC shiplap cladding on sarking felt on 25mm marine ply on 100 x 75mm ew frame to new pike to new roof.

new uPVC window and doors by specialist.

facing brick to match existing.



side elevation.

new roof to porch to be Marley tiles to match existing with 65mm headlap on 38 x 25mm quality softwood tiling battens on approved reinforced roofing underlay lapped 130mm horizontally and vertically and secured with clout nails on 100 x 38mm ew rafters at 400mm centres on 100 x 75mm softwood wall plates.

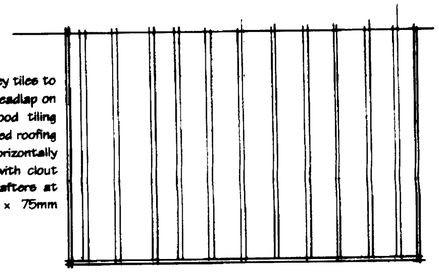

roof plan.

broken lines indicate existing timber porch taken down and removed.

new uPVC window and doors by specialist.

100mm facing brick to match existing, built off 400 x 225mm concrete strip foundation.

new Hepworth PPIC formed in strict accordance with manufacturers recommendations on assumed line of existing drain.

new Hepworth superslove SG4/1 access gully to new branch drain to new inspection chamber s.b.d.

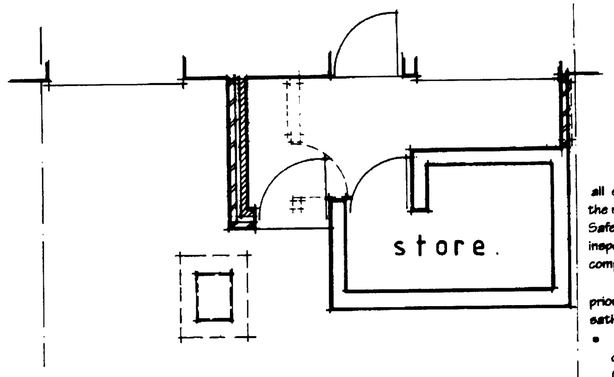

ground floor plan.

all electrical work required to meet the requirements of Part P (Electrical Safety) will be designed, installed, inspected and tested by a person competent to do so.

prior to completion the L.A. must be satisfied that either –

- an electrical installation certificate issued under a Competent Person Scheme has been issued or;

appropriate certificates and forms defined in BS 7671 (as amended) have been submitted that confirm that the work has been inspected and tested by a competent person. a competent person will have a sound knowledge and experience relevant to the nature of the work undertaken and to the technical standards set down in BS 7671, be fully versed in the inspection and testing procedure contained in the regulations and employ adequate testing equipment.

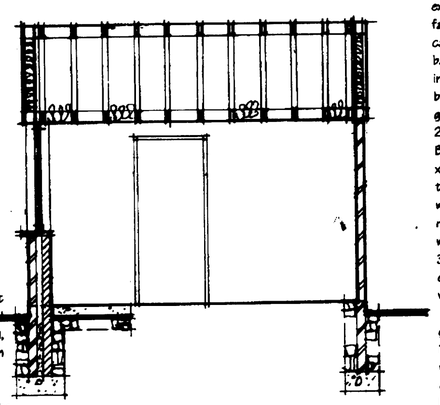

section.

external walls to porch to be 100mm facing brick to match existing, 75mm cavity with 75mm Rockwool cavity batts, 100mm Celcon solar block inner leaf, both changed to 100mm brickwork 2 courses below eternal ground level all built off 600 x 225mm concrete strip foundation. BAT wall ties to be installed in a 900 x 450mm staggered grid reducing the vertical centres around door and window openings to 300mm. walls to receive 12mm Gyproc duplex wallboard fixed on plaster dabs and 3mm Carlite skim.
external walls to achieve a maximum U value of 0.3 W/m^{2}K.

ground floor be 19mm asphalt on 150mm concrete slab on 1200's gauge visqueen dpm dressed up side of wall on 25mm sand blinding on min 150mm hardcore.

A The proposed works fall within the provision of the Party Wall etc. Act 1996, and as such the Building Owner shall obtain consent from any Adjoining Owners affected by the works prior to the commencement of the said works.

B the purpose of this drawing is to comply with planning and building control requirements only, and as such the specification contained within is not exhaustive. the content provides only the structural aspects of the works, without including for any finishes, fixtures and fittings. it is expected that the Contractor shall have the necessary knowledge and experience to undertake these works, and shall include within his pricing mechanism, all scaffolding, plant etc to undertake the works.
ALL DIMENSIONS TO BE CHECKED AND CONFIRMED ON SITE PRIOR TO CONSTRUCTION.

C window frames and french doors to be PVCu double glazed with trickle vents equal to 5,000mm sq. or 2,500mm sq for wet rooms with mechanical extract ventilation the glass is to be Pilkington "K" glass with argon gas to Part L of the Building Regulations, to achieve 1.8 W/m^{2}K.

D opening lights to be not less than 1/20th of the floor area to the room in which they serve.

E draught seals to be fitted to opening lights to windows and doors.

F dpc to head, jambs and cills of all new external openings.

G all exposed timbers to be Protim Vac-Vac treated with preservative.

H roof voids to be ventilated Glidevale Premier Eaves and Abutment vent systems. Glidevale rafter roll to be provided to ensure clear air path over insulation at eaves.

I wall plates to be strapped to walls at 2m centres with 38 x 6mm m.s. straps.

lateral restraint to roof to be achieved with 38 x 6mm m.s. straps extending from outerleaf across 3 no joists.

J cavities to be closed at eaves with 9mm supalux.

K cavities and brickwork to be linked and bonded to existing.

L new branch drains to be: 100mm Hepworth superslove, fall min 1 in 40 and be bedded on and surrounded in min 150mm 10mm singular sized granular material to B.S. 882:1983. 2no Naylor R6 p.c. concrete lintels to be inserted over drain where passing through building structure.

M hyload dpc to be inserted at floor slab level on inner leaf and at min 150mm above finished external ground level on the outer leaf.

N foundations to comply with parts A1/2 of the Building Regulations 1992.

O leanmix cavity fill to be inserted into 150mm below finished external ground level.

P new glazing within critical locations i.e. within 800-1500mm above finished floor level to be safety glass to BS 6206 Pt 1.

Q robust construction details must be employed to limit air leakage and ensure continuity of insulation. and must be in strict accordance with the Local Authority Building Inspectors' instructions.

key drawing.

9 Enstone Drive,
Moston,
Manchester.

RECD - 3 SEP 2010

scales: 1:50 ~~& 1:100~~

dwg no: 100825/02