Legend:

- Jaybeam 5057 indoor panel antenna
- Jaybeam MA521P00 omni indoor antennas Locations
- Antenna Feeder Cable = RFS LCF12-50 JFN

1. This drawing to be read in conjunction with MAN528A-Series drawings and standard Airwave drawings
2. All dimensions are in mm unless otherwise noted



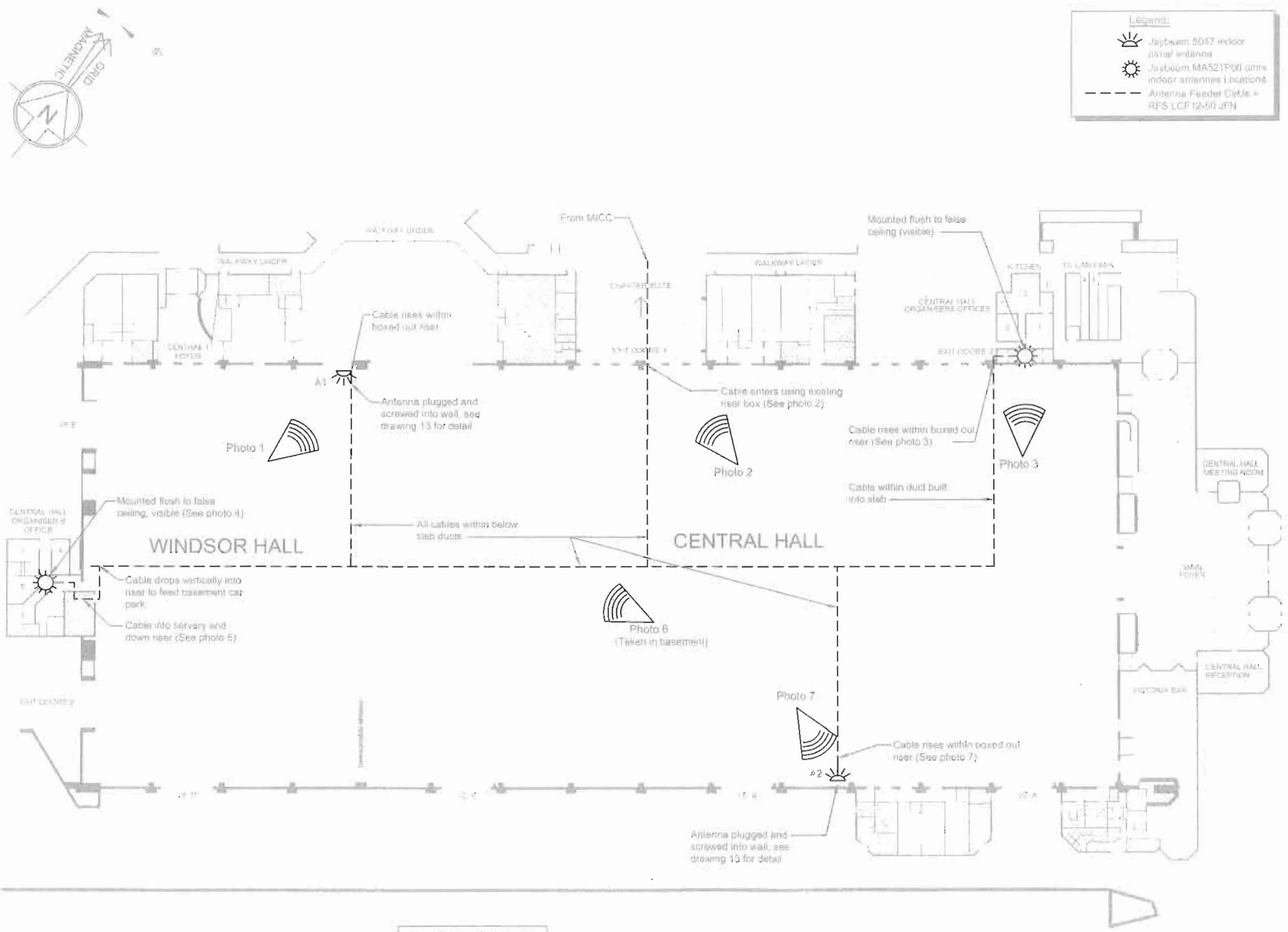

Note: 2No wall fixed panel antennas to be plugged and screwed

The design of this site is in accordance with the following Design Documentation:

Radio Base Station design Guide & Specification : Issue Date: 03/02/2006
Technical Guidance Notes - TGN 0092 to TGN 0124 inclusive

Rev	Date	Amendments	Drawn By	Approved By
B	30.06.2008	Minor Revisions	M.P.	K.H.
A	22.05.2008	Drawing revised & renumbered in accordance with planning requirements	A.S.	K.H.

CAPITA SYMONDS
Consulting Civil, Structural & Geotechnical Engineers

Cheadle Hulme
Tele No: 0044 (0)161-486-3950
Facsimile No: 0044 (0)161-488-4645
E-mail: capitasymonds.cheadle2@capita.co.uk

www.capitasymonds.co.uk

AIRWAVE
Airwave Solutions Ltd
1st Floor, Wellington Street, Slough. SL1 1YP.

Job Title
MANCHESTER CENTRAL - MAN528
MANCHESTER CENTRAL, PETERSFIELD, MANCHESTER, LANCASHIRE, M2 3GX

Drawing Title
PLANNING DRAWING
ANTENNA LOCATIONS - MANCHESTER CENTRAL - MAIN HALL, SHEET 12

Scale	Consultant reference		
NOT TO SCALE	014082-48968		
Drawn by: A.S.	Checked by: K.H.	Approved by: K.H.	
Date drawn: 22.05.08	Date checked: 23.05.08	Date approved: 23.05.08	

Drawing no: MAN528-GA-12B

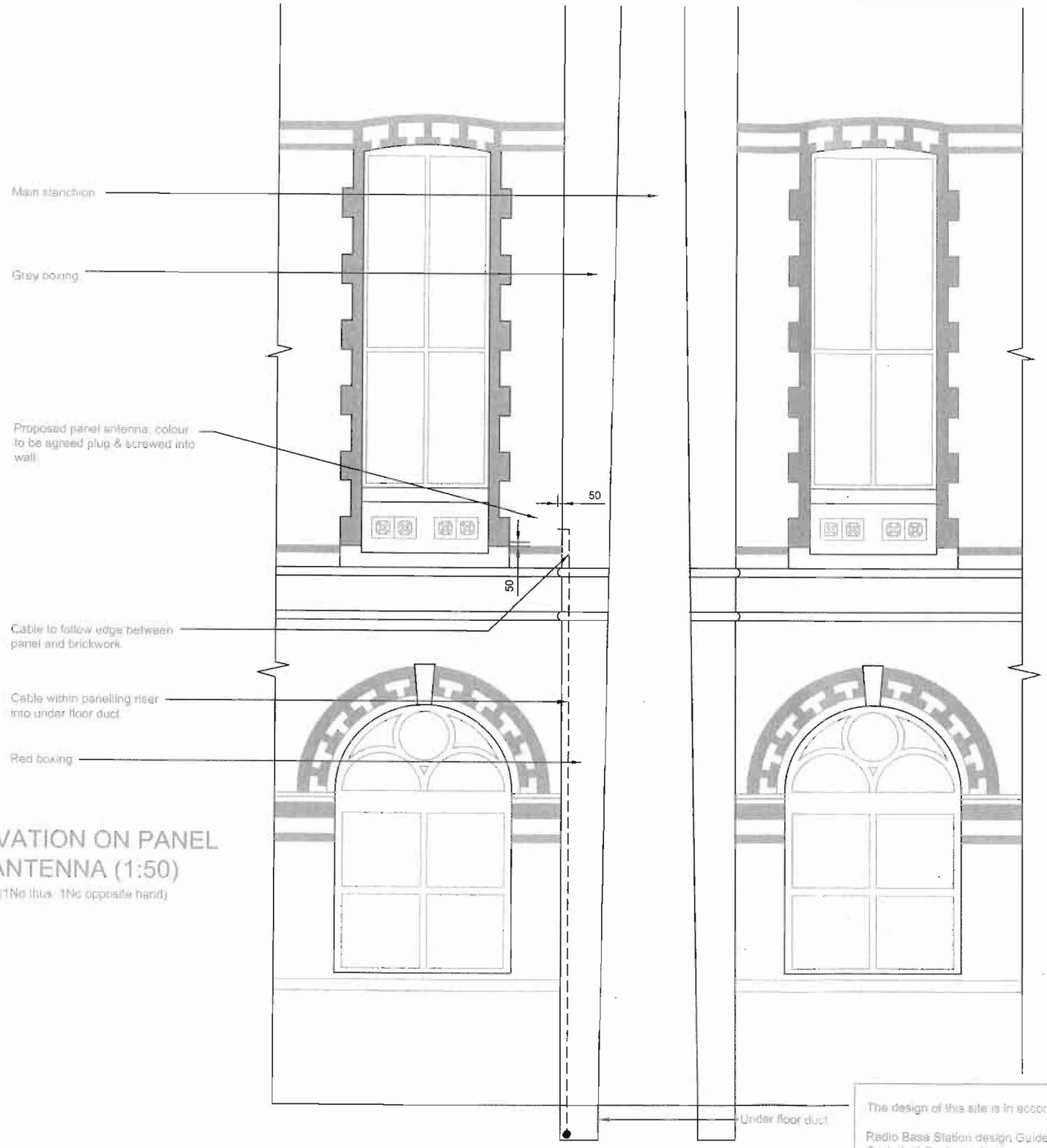

ELEVATION ON PANEL ANTENNA (1:50)

(1No thus 1No opposite hand)

1 This drawing to be read in conjunction with MAN528A-Series drawings and standard Airwave drawings.
2 All dimensions are in mm unless otherwise noted.



Rev	Date	Amendments	Drawn By	Approved By
B	30.05.2008	Minor revisions	M.P.	K.H.
A	22.05.2008	Drawing revised & renumbered in accordance with planning requirements	A.S.	K.H.

The design of this site is in accordance with the following Design Documentation

Radio Base Station design Guide & Specification - Issue Date: 03/02/2005
Technical Guidance Notes - TGN 0092 to TGN 0124 inclusive.

CAPITA SYMONDS
Consulting Civil, Structural & Geotechnical Engineers

Cheadle Hulme
Tele No: 0044 (0)161-486-3950
Facsimile No: 0044 (0)161-488-4645
E-mail: capitasymonds.cheadle2@capita.co.uk

www.capitasymonds.co.uk

AIRWAVE
Airwave Solutions Ltd
1st Floor, Wellington Street, Slough. SL1 1YP.

Job Title
MANCHESTER CENTRAL - MAN528
MANCHESTER CENTRAL, PETERSFIELD, MANCHESTER, LANCASHIRE, M2 3GX

Drawing Title
PLANNING DRAWING
ANTENNA FIXING DETAIL - MANCHESTER CENTRAL - MAIN HALL, SHEET 13

Scale	Consultant reference	
1:50	014082-48968	
Drawn by: A.S.	Checked by: K.H.	Approved by: K.H.
Date drawn: 23.05.08	Date checked: 23.05.08	Date approved: 23.05.08

Drawing no
MAN528-GA-13B