ELEVATION 1 : LANGCLIFFE & KETTLEWELL WALK - VIEWED FROM CAR PARK AREA
0.4m HEIGHT WALL MOUNTED RAILINGS - OVERALL BOUNDARY HEIGHT = 1.8M/2.3M
Scale 1:10

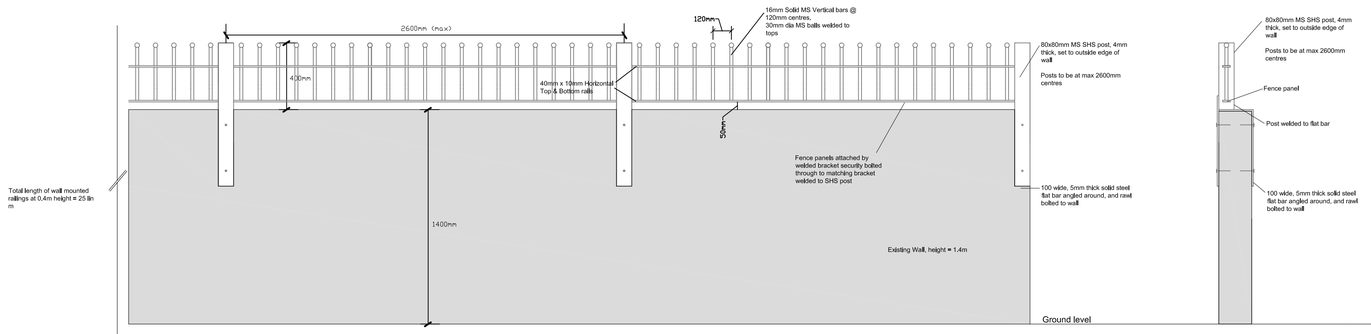

ELEVATION 2 : LANGCLIFFE & KETTLEWELL WALK - VIEWED FROM CAR PARK AREA
0.5m HEIGHT WALL MOUNTED RAILINGS - OVERALL BOUNDARY HEIGHT = 1.8M/2.3M
Scale 1:10

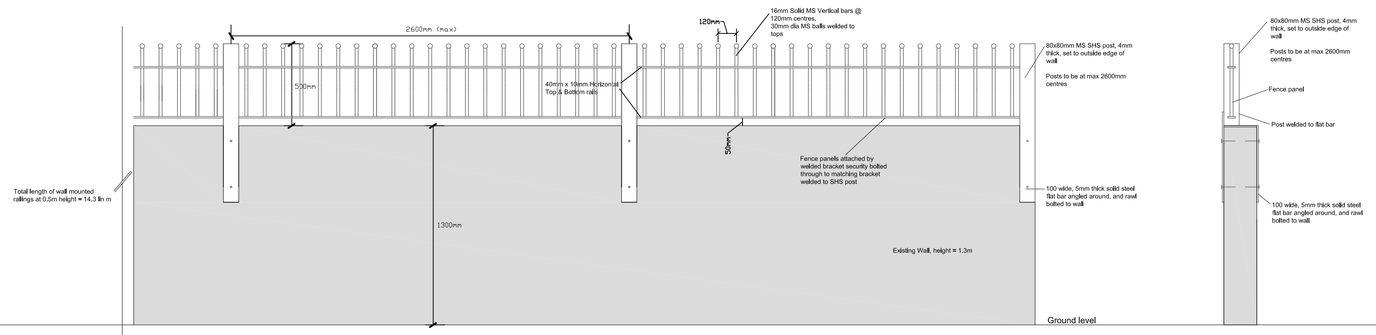

ELEVATION 3 : LANGCLIFFE & KETTLEWELL WALK - VIEWED FROM CAR PARK AREA
0.9m HEIGHT WALL MOUNTED RAILINGS - OVERALL BOUNDARY HEIGHT = 1.8M/2.3M
Scale 1:10

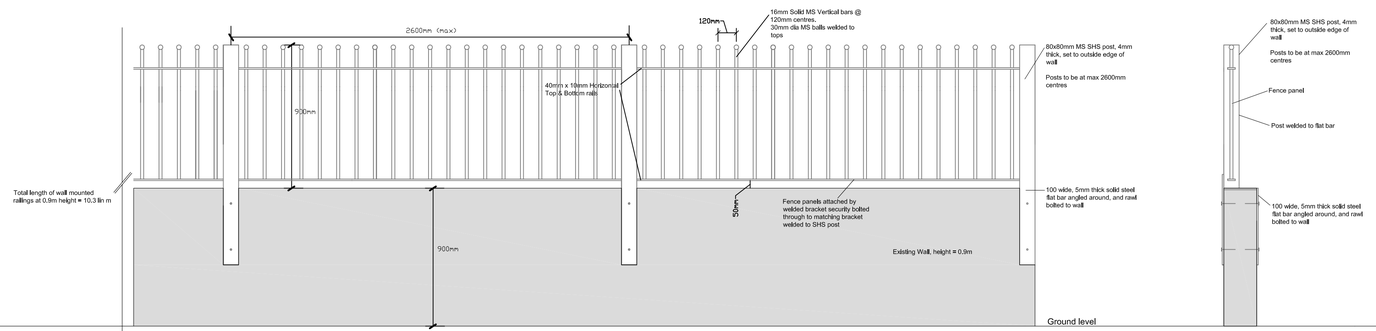

ELEVATION 4 : LANGCLIFFE & KETTLEWELL WALK - VIEWED FROM CAR PARK AREA
0.45m HEIGHT WALL MOUNTED RAILINGS - OVERALL BOUNDARY HEIGHT = 1.8M/2.3M
Scale 1:10

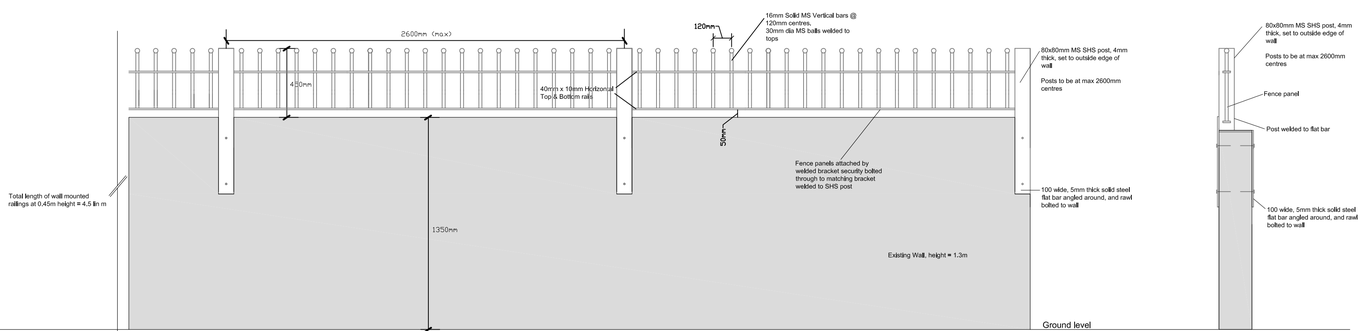

©2011 GROUNDWORK MSSTT

No part of this document may be reproduced by any means without prior written permission. Groundwork Manchester, Salford, Stockport, Tameside and Trafford is a company limited by guarantee and registered in England.
Company Registration No. 6543150
Charity Registration No. 1124508

Registered Practice of the Landscape Institute

Do not scale from this drawing (Original drawing size A1)

N

Notes:

METALWORK GENERALLY

1. Contractor to accurately measure dimensions and levels on site in order to achieve a satisfactory fit of railings prior to manufacture.

2. Steps in railing panels due to change in ground levels to be a maximum of 100mm at each post otherwise all panels to run continuously at the same level.

3. The gap between the bottom of railing panels and ground level
to 75mm.

4. Any anomalies or queries to be addressed to the contract administrator.

5. All railings to be fabricated using continuous 6mm fillet welds, to be ground smooth and free of any slag, splatter and grease prior to galvanising.

6. All holes to be pre-drilled. All joints between horizontal rails and vertical bars to be completely filled with weld.

7. All vent holes drilled as part of the galvanising process are to be on the underside of all metalwork sections when erected, to ensure full drainage of any water.

8. All metal to be mild steel and hot dip galvanised to BS EN ISO 1461 after all cutting, drilling, folding and welding has been done.

9. An absolute minimum of site welding only is acceptable, all site welds to be liberally treated with approved cold applied zinc rich paint to BS 4652.

10. Sample panel of railings to be approved prior to manufacture of any other panels.

11. All bolts to be secured with security nuts to prevent theft.

12. All slots, holes or cutouts in metalwork to be bench milled or laser cut for precision finish.

METALWORK FINISH

All fabricated mild steel posts and panels to be polyester powder coated.
Colour : Black: RAL 9005

WALL TOP RAILINGS

Railings are to be manufactured to fit exact site measurements of existing brick walls

Project: **HAMPDEN ENVIRONMENTALS**

Title: **BOUNDARY TREATMENTS**
LANGCLIFFE & LITTLEHAM WALK - ELEVATIONS

Date :: NOV 2011 Drawn by :: RC

Scale :: 1:20 Checked by ::

Issue :: Office :: TIMBER WHARF

Revision # :: Dwg status :: PLANNING

Drawing # :: **1676 (PL) 24**

GROUNDWORK in MANCHESTER

Timber Wharf
42-50 Worsley Street
MANCHESTER
M15 4LD
Tel : 0161 220 1000
Fax: 0161 220 1090

Birchcroft
Crowthorne Road
ASHTON UNDER LYNE
OL7 0DH
Tel : 0161 342 6767
Fax: 0161 342 6768

GROUNDWORK
CHANGING PLACES
CHANGING LIVES