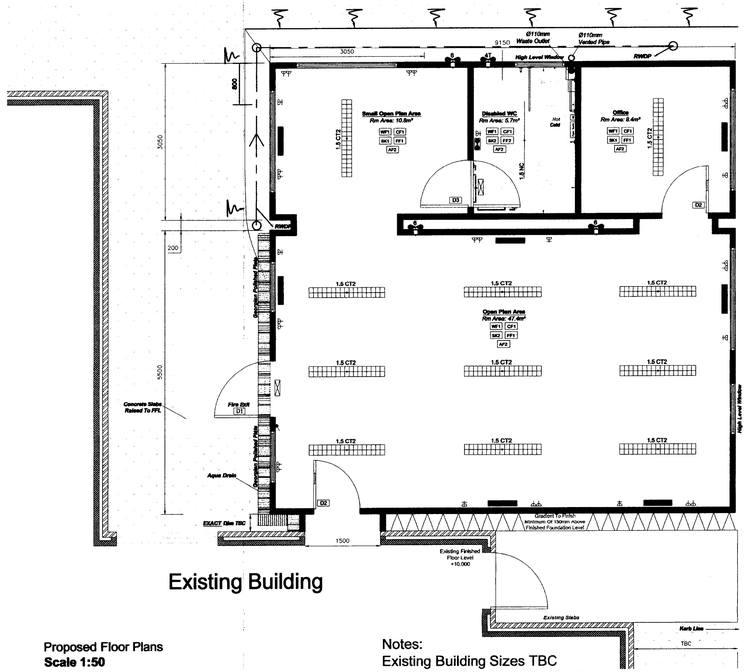

Existing Building

Proposed Floor Plans
Scale 1:50

Notes:
Existing Building Sizes TBC
Existing Building Foundations TBC
Existing Levels TBC

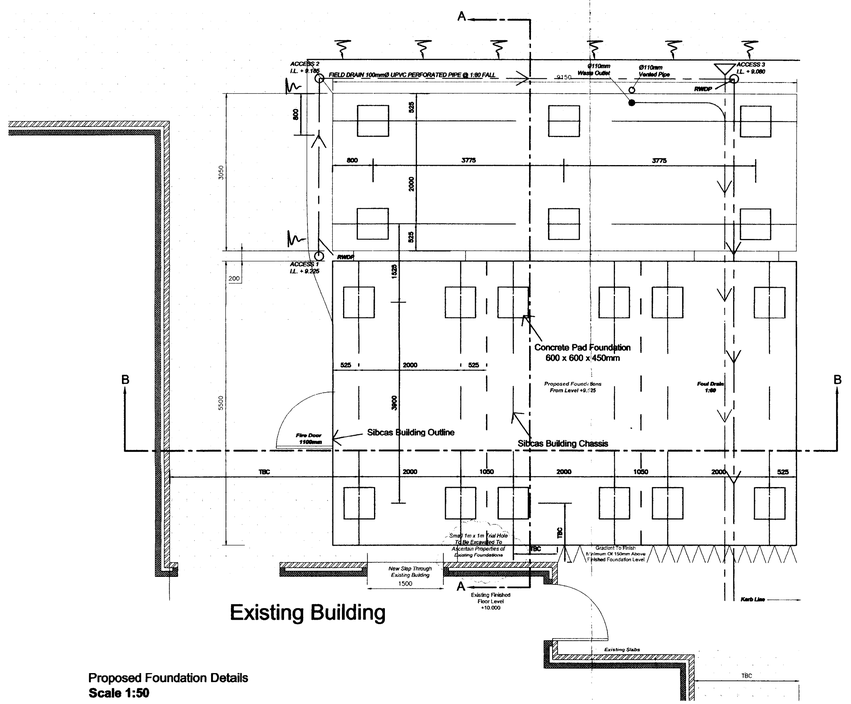

Existing Building

Proposed Foundation Details
Scale 1:50

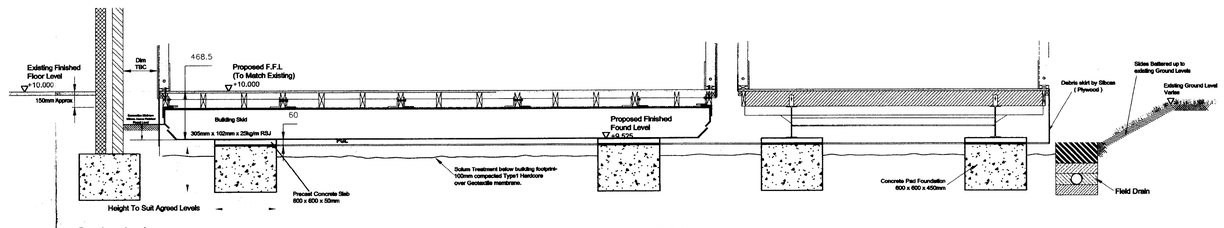

Section A - A
Scale 1:25

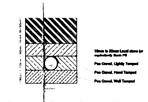

Typical Field Drain Detail
Scale 1:20

Typical Foundation Layout

- These Foundations Are Based On An Allowable Ground Bearing Pressure Of 100 Kn/Sq.m If This Bearing Pressure Can Not Be Achieved Then Reference Must Be Made To Sibcas Ltd.
- Any Soft Spots Below Foundations Must Be Either Compacted Or Removed And Replaced With Suitable Compacted Granular Fill Or Lean Concrete.
- Concrete In Foundations Should Be Of A Grade Not Less Than C20
- All Foundations Based On A Floor Live Load Of 3.0 Kn/m2

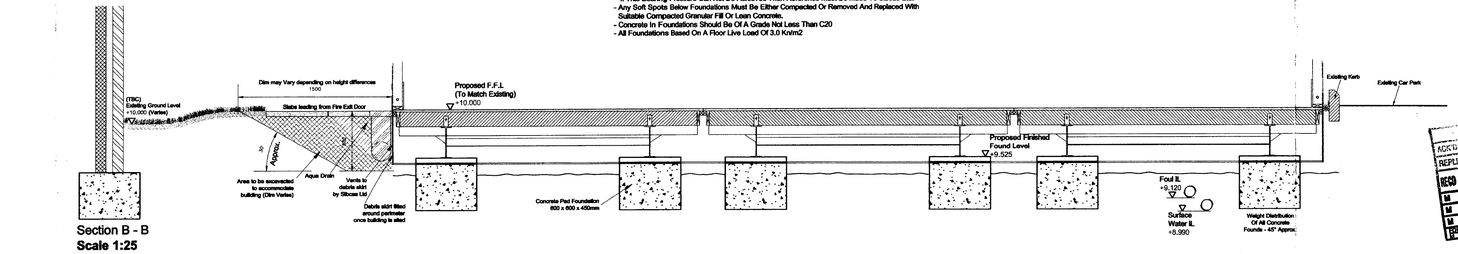

Section B - B
Scale 1:25

ACK'D
REPLIED
RECD 19 FEB 2008
Mail
Mail
Mail
FOR APPROVAL

	1200 Flourescent Light Fitting
	1200 Non-corrosive Flourescent Light Fitting
	1200 Flourescent Light Fitting with Prismatic Diffuser
	1200 Cat. 2 Flourescent Light Fitting
	1500 Flourescent Light Fitting
	1500 Non-corrosive Flourescent Light Fitting
	1500 Flourescent Light Fitting with Prismatic Diffuser
	1500 Cat. 2 Flourescent Light Fitting
	1800 Flourescent Light Fitting
	1800 Non-corrosive Flourescent Light Fitting
	1800 Flourescent Light Fitting with Prismatic Diffuser
	1800 Cat. 2 Flourescent Light Fitting
	2-D Flourescent Light Fitting
	Pandrop Flourescent Light Fitting
	External Emergency Light Fitting
	Internal Emergency Light Fitting
	2kW Convector Heater
	1kW LST Convector Heater
	3kW Air Curtain
	1kW / 2kW High Level Fan Heater
	2kW Panel Heater
	3kW Flow Through Water Heater
	7.2kW 25 / 45 Litre Water Heater
	Room Stat
	Frost Stat
	6" Mechanical Extractor Fan
	4" Mechanical Extractor Fan
	4" Mechanical Extractor Fan (Timed)
	Single Gang Light Switch
	Twin Gang Light Switch
	Pull Cord Light Switch
	Emergency Pull Cord
	Key Switch
	Cooker Control Switch
	2 Way Single Gang Light Switch
	Twin 13A Switched Socket Set At 450 Above Floor Level (Different Heights From This Will Be Noted On Plans)
	13A Fused Connection Unit Set At 450 Above Floor Level (Different Heights From This Will Be Noted On Plans)
	Twin 13A Switched Socket Set Into Trunking
	Isolator Switch
	Distribution Board
	Consumer Unit
	Twin Telephone Socket (RJ45)
	Twin Data Socket (RJ45)
	Single Data Socket (RJ45)
	Single Fax Socket (RJ45)
	Compartment Dado Trunking
	1 Hr Fire Rated Wall to Both Sides
	1 Hr Fire Rated Wall Inside To Out
	Internal Walls: Half Hour Fire Resistance

Rev	By	Date	Description	Chk	App

Stage
APPROVAL

SIBCAS
flexible modular accommodation
ISO 9001
Head Office
Easton Road,
Bathgate,
West Lothian,
EH48 2SF
Tel 01506 633122
Fax 01506 634320
www.sibcas.co.uk

Client
Church Of The Nazarene

Project
Tollgate Close, Longsight

Drawing Title
30' x 28' Permaspace
Proposed Layout
Floor Plans & Sectional Details

Drawn	Checked	Approved
C Gowans	R Barbero	C Rowland

Scale	Date
As Shown @ A1	05.12.2007

Drawing No.
204 07 2

Revision