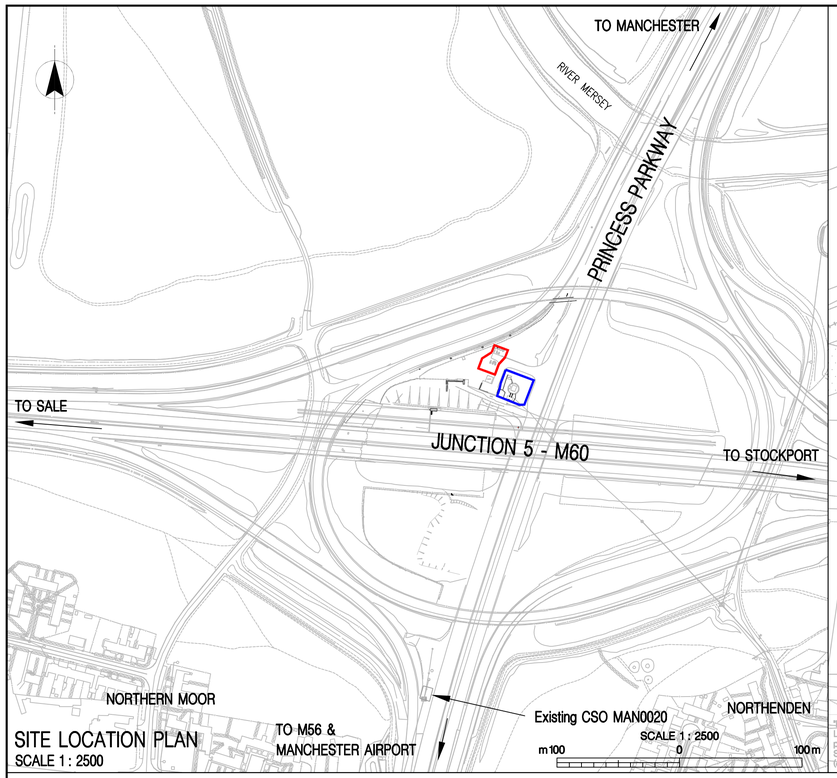

SITE LOCATION PLAN
SCALE 1 : 2500

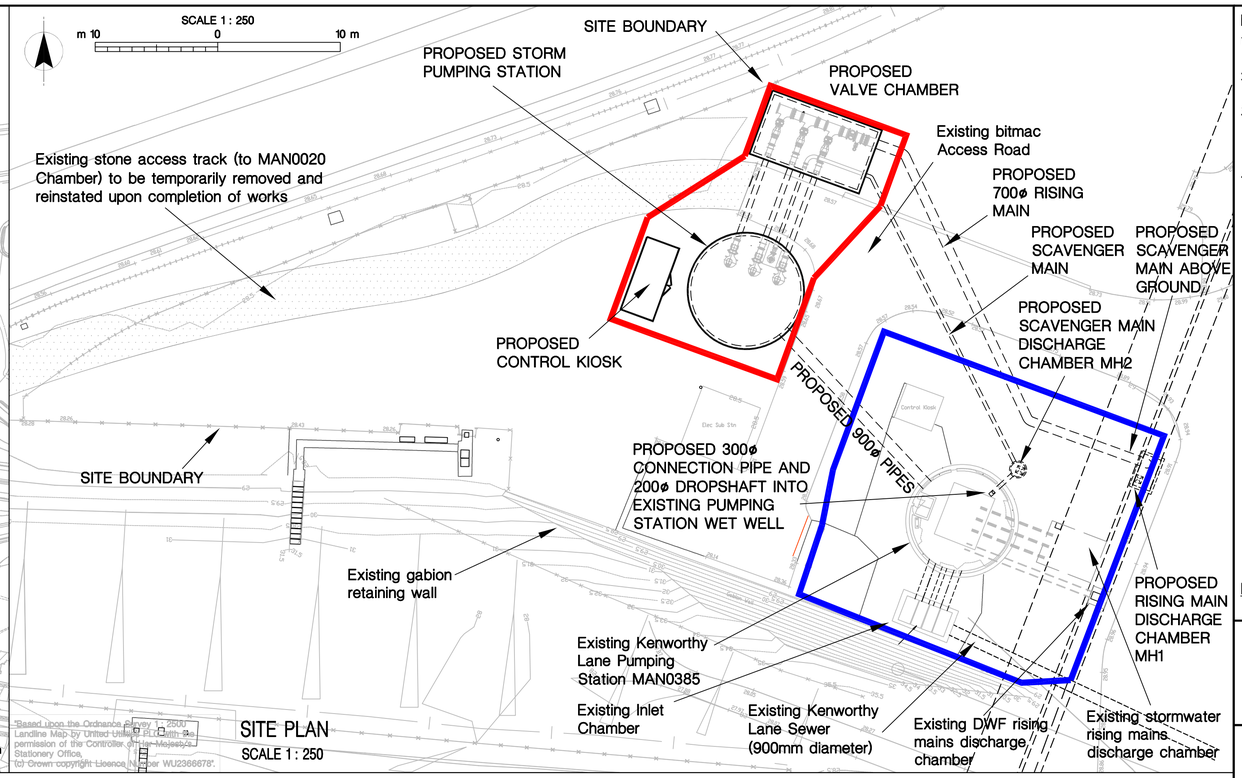

"Based upon the Ordnance Survey 1 : 2500 Landline Map by United Utilities PLC with the permission of the Controller of Her Majesty's Stationery Office.
© Crown copyright Licence No. 100 WU3366678".

SITE PLAN
SCALE 1 : 250

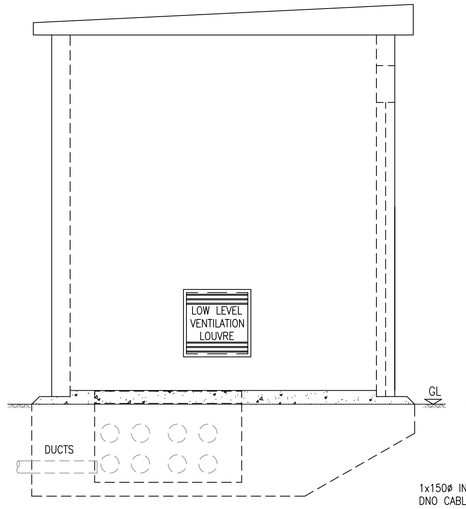

SOUTH ELEVATION
SCALE 1:25

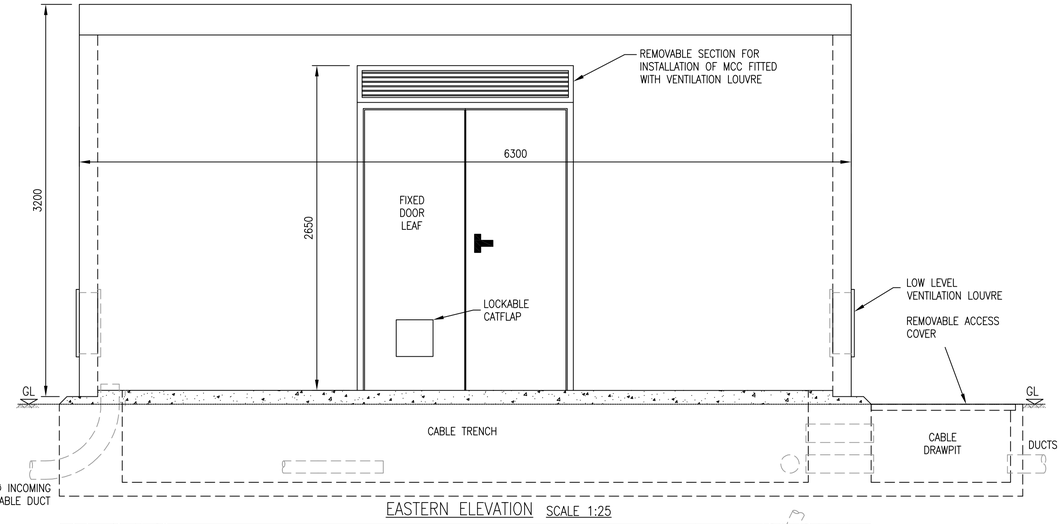

EASTERN ELEVATION
SCALE 1:25

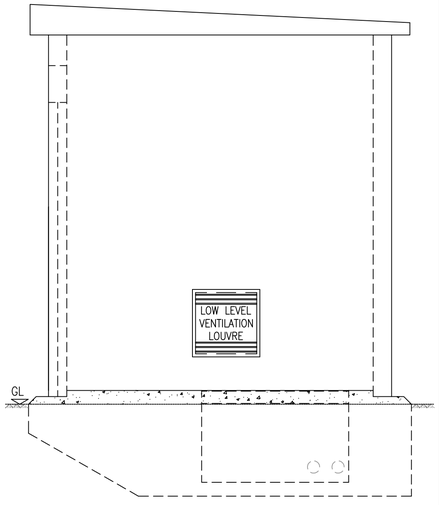

NORTH ELEVATION
SCALE 1:25

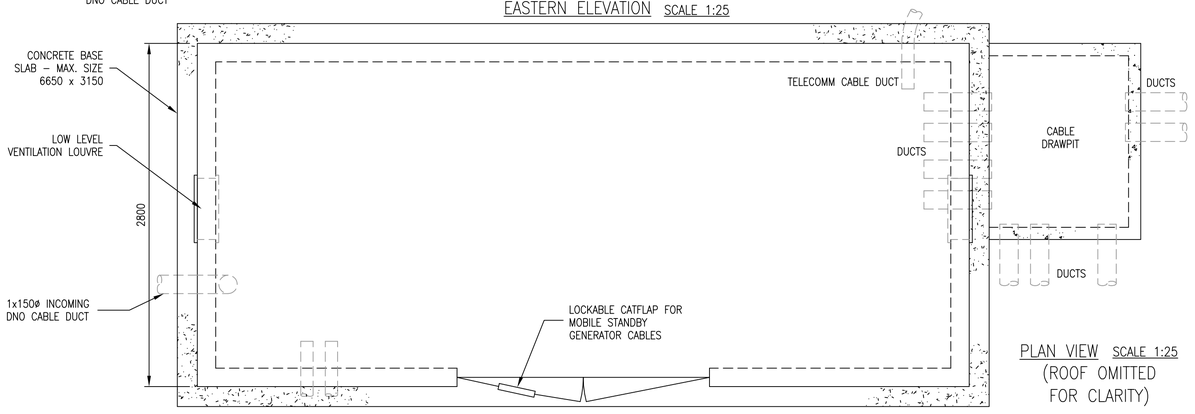

PLAN VIEW
SCALE 1:25
(ROOF OMITTED
FOR CLARITY)

SCALE 1 : 25
m 1
0
1 m

KIOSK CONSTRUCTION

BASE SLAB:
CONCRETE

KIOSK:
STEEL

MILD STEEL, HOT DIPPED GALVANISED TO BS EN ISO 1461 – 1999, COLOUR DARK GREEN 14C39 TO BS4800.

HIGH LEVEL WEATHER PROOF VENT IN REMOVABLE SECTION ABOVE DOUBLE EQUIPMENT/ACCESS DOORS.
LOW LEVEL WEATHER PROOF VENTS IN KIOSK SIDE WALLS.
ALL VENTS TO BE FITTED WITH INSECT PROOF SCREENS.

DOORS (TO BE FULL HEIGHT) FITTED WITH UU STANDARD BARREL LOCK.

	INTERNAL	EXTERNAL
WIDTH	6000	6300
DEPTH	2500	2800
HEIGHT	MIN. 2950	3200

NOTES

1. All dimensions in millimetres and all levels in metres unless shown otherwise.
2. All proposed pipework underground with the exception of 6m of 700ø rising main at location 'X'.
3. Chambers MH1 and MH2 are below ground with 600 x 600 manhole covers and frames at ground level. See Drg. No. MAN0385/90018043/00/97/L2008 for details of all surface features and proposed security fencing.
4. Double doors to kiosk centred on Eastern Elevation. Rear view (Western Elevation) as per Eastern Elevation but without doors.

REFERENCE
OS Grid Reference 382446, 390886

D G P INTERNATIONAL

FBW ENGINEERING SERVICES LTD.
OFFICE SUITE No.4
PHOENIX HOUSE
GOLBORNE ENTERPRISE PARK
GOLBORNE, WARRINGTON
WA3 3GP
TEL: 01942 276000
FAX: 01942 276111
E-MAIL: info@fbweng.co.uk

CURRENT ISSUE INFORMATION
B: PLANNING APPLICATION

DATE	DRWN	CHKD	REVD	ISSUE	
15/05/08	LG	RR	NH	B	SECOND ISSUE
24/04/08	LG	RR	NH	A	FIRST ISSUE

United Utilities

UNITED UTILITIES WATER PLC
PRINCESS PARKWAY UIDs(2)(APPEAL) AES Q IMPS(YR9)
MAN0385
PRINCESS PARKWAY, MANCHESTER
PLANNING APPLICATION (SHEET 1 OF 2)

THIS DRAWING IS ISSUED BY MWH PROGRAMME MANAGEMENT LIMITED ON BEHALF OF UNITED UTILITIES PLC SUBJECT TO THE CONDITIONS THAT IT IS NOT COPIED EITHER IN WHOLE OR IN PART OR DISCLOSED TO THIRD PARTIES UNLESS PRIOR WRITTEN AUTHORISATION IS GIVEN BY UNITED UTILITIES PLC
PREVIOUS VERSIONS OF THIS DRAWING SHOULD BE STAMPED SUPERSEDED OR DESTROYED
DO NOT SCALE THIS DRAWING – IF IN DOUBT ASK

MWH

SCALE	MASTER SIZE
As shown	A1
DRAWING NO. MAN0385/90018043/00/97/L2007	ISSUE B