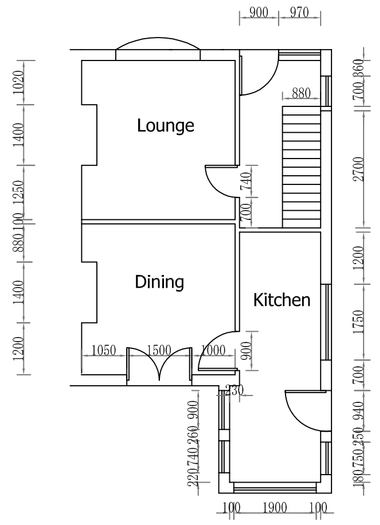

EXISTING GROUND FLOOR

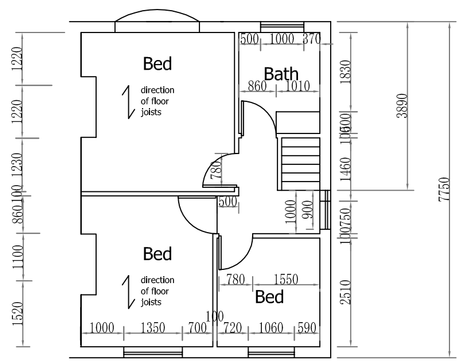

EXISTING FIRST FLOOR

SD mains-wired interconnected smoke detector with battery back-up, separately fused at consumer unit, all in accordance with BS 5446 : Part 1

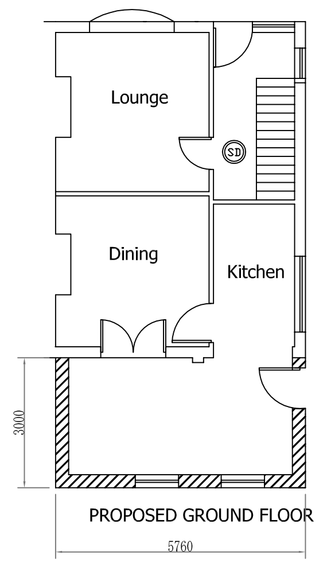

PROPOSED GROUND FLOOR

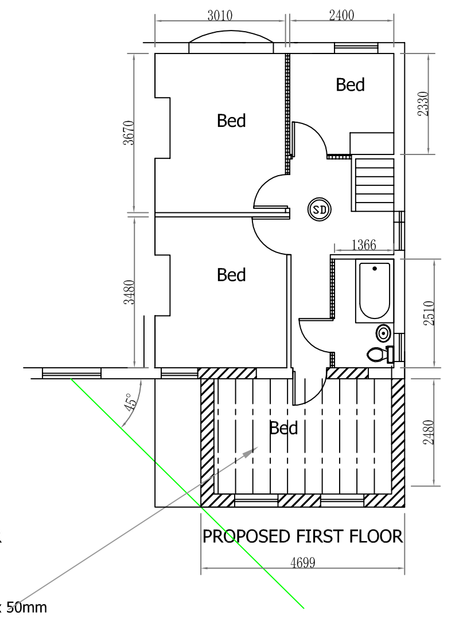

PROPOSED FIRST FLOOR

175 x 50mm timber floor joists at 400 ctrs

Foundations to be taken below invert level of adjacent drains

Drains to be bridged with concrete lintols where passing under or through load-bearing walls

Soil pipes to have rodding access at each change of direction

Rainwater pipes to discharge into gullies

Separate system of drainage to be maintained if established on site



EXISTING FRONT ELEVATION

EXISTING REAR ELEVATION

EXISTING GABLE ELEVATION

New windows to have WER of Band C or better or U value of 1.6 and doors a U value of 1.8w/m2k

New bedrooms to have escape opening sashes min 0.33sqm lear opening with min. height and width of 450mm to bottom of which shall be between 800 and 1100mm above finished floor level

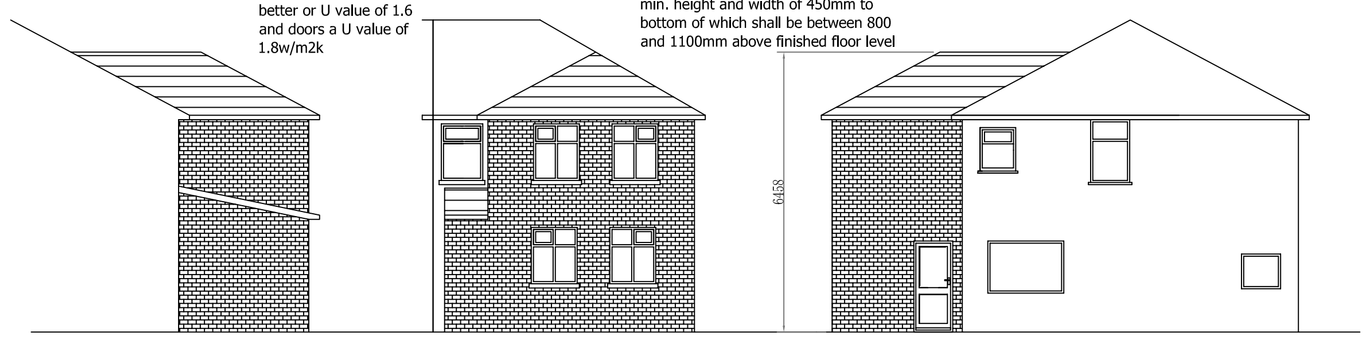

PROPOSED SIDE ELEVATION

PROPOSED REAR ELEVATION

PROPOSED GABLE ELEVATION

Owner to ensure compliance with Party Wall Act 1996 - further info available at http://www.communities.gov.uk/documents/planningandbuilding/pdf/133214.pdf

ROOF Natural slate with 100mm lap (pitch approx 28° to match) on treated battens on approved breathable roofing felt onto 175 x 50mm rafters at 400 c/c. Hip to be 225 x 50mm, propped off tripled ceiling joists.12mm plaster board and skim to underside of 150 x 50mm ceiling rafters at 400 c/c. Insulation to be 270mm rockwool insulation quilt. Roofspace ventilation to be via proprietary eaves ventilation system (min 25mm gap) with purpose -made eaves-fitting to ensure eaves are not blocked. Gutter to be 100mm half-round gutter with 75mm dia PVC rainwater pipe to roddable gully.

WALLS Outerskin to be 110mm approved brick facings to match existing, 100mm cavity with Rockwool insulation to give U Value of 0.28w/m²k, inner skin to be 100mm thermalite blocks. 12mm plasterboard and skin to internal. Butterfly type stainless steel wall ties to be fixed 700mm c/c horizontally and 450mm centres vertically. Cavity to be continuos, bonded to existing and sealed at eaves level with brick or block on edge. DPC to be 150mm above ground level, and insulated horizontal and vertical DPC to be around all openings and reveals. Stepped lead cavity tray and flashing at abutments. 30mm x 5mm galvanised MS straps to fixed to walls and structural timbers of roof at max 1800mm c/c. Trench blocks below ground level.

FLOOR 100mm thick concrete (1:3:6) on 1200guage Visqueen on 80mm thick Kingspan Thermafloor insulation TF70 to give U value of 0.22w/m²k with 25mm upstand at perimeter on 50mm sand blinding on 150mm well compacted hardcore

FOUNDATIONS Strip foundation 600 x 150mm min concrete (1:3:6) min depth 750mm below ground level to approval of Building Control Officer

FLOOR JOISTS To be 175 x 50mm at 400 c/c with struts at mid-span and underdrawn with 12mm firelineboard of min mass/unit area of 10kg/m3 and between layer of 100mm mineral wool of min density 10kg/m3.

DRAINS 100mm dia PVC drains to connect to existing and fall 1:40 to approval of Building Control Officer. PVC approved inspection chambers to be fitted at junction with main drain.

WASTES 38mm dia PVC waste with anti vac traps to shower/bath and sink and 32mm waste to WHB connected direct to new 100mm dia soil and vent pipe connected to new drain as above.

STUD PARTITIONS 75 x 50mm sw studs ay 400 c/c with noggins, soleplate and head. 75mm thick insulation quilt and 16mm plaster board (min mass/unit area of 10kg/m3) and skim both sides. Triple joists under parallel stud partitions

VENTILATION Opening lights to be not less than 1/20th of floor area of room served. Glazing to be SAFETY glazing to BS 6206, be FENSA approved and have K Glass. Any boiler vent to be ducted to external air 500mm clear of opening light. Mechanical fan to be ducted to external air and have extract rate of 60 litres per sec in kitchen and 15 litres per sec to bathroom and en-suites.

FIRE All elements of structure and new ceilings to have 12mm fireline board and skim.

GENERAL All electrical installations to comply to BS 7671, 17th Edition of IEE Regs and Part P of Building Regs by a NICEIC electrician with a test certificate forwarded to Building Control. Mains-wired smoke detectors to all landings Energy efficient light fittings to be used.New radiators to have TRV's If a new boiler is installed, it should be of condensing type and have min SEDBUK rating of 90%. If not, adequacy of existing boiler should be checked to determine that it is capable of handling the proposed increased loads. Service pipes to be insulated and boiler control interlocks together with zone timing and temperature controls are required. In addition, the heating and hot water system should be commissioned so that at completion the system and their controls are left in working order and can operate efficiently. A copy of the Gas Safe Certificate is to be given to the Local Authority on completion

All dimensions to be checked by Contractor and discrepancies clarified with the Client prior to commencement.
The whole of the works to comply with current Building Regulations. No work to commence without Building Regulations approval.

Date	Rev.		Initials	

This drawing is subject to copyright and is not to be reproduced in part or whole without approval.
Figured dimensions take precedence over scaled measurements from the drawing. All dimensions to be checked by Contractor and discrepancies clarified with the Client prior to commencement.
The whole of the works to comply with current Building Regulations. No work to commence without Building Regulations approval.

Notes

Project: PROPOSED EXTENSION

Client: Ms YVONNE BREHENY

Title: 147 VICTORIA ROAD
FALLOWFIELD
MANCHESTER
M14 6DA

Drawn: KB

Date: 10th March 2013

Scale: 1:100

Drawing Number: 80VIC/13/1