PROPOSED CORRIDOR PLAN, SECTIONAL ELEVATIONS





NEW PLASTERBOARD CEILING, SKIM FINISH ON METAL FRAMING SYSTEM WITH FEATURE LIGHTING : NOBODY 140
SIZE TO EXPOSE EXISTING COVING DETAIL



SECTION C-C



SECTION D-D

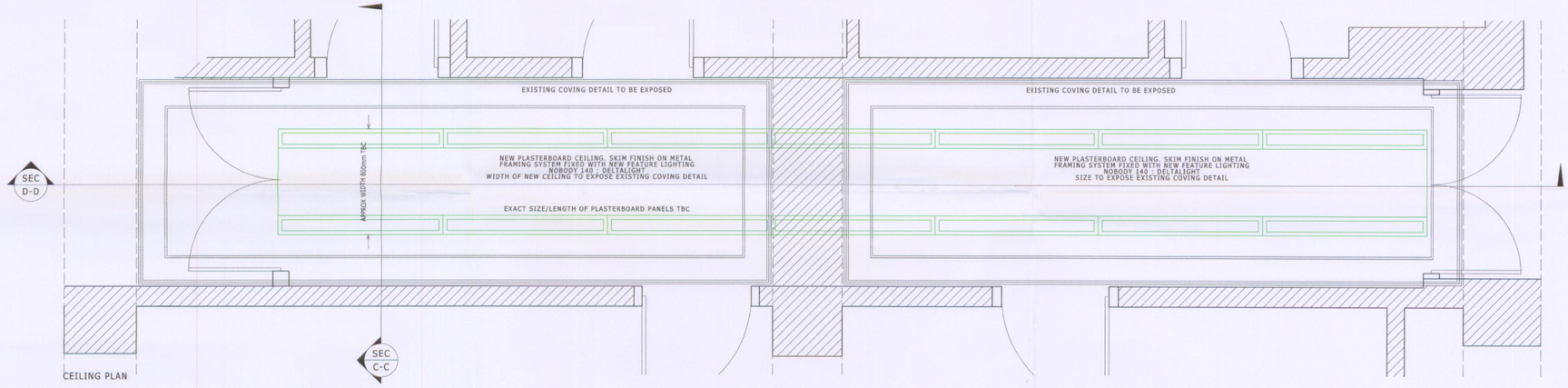

CEILING PLAN

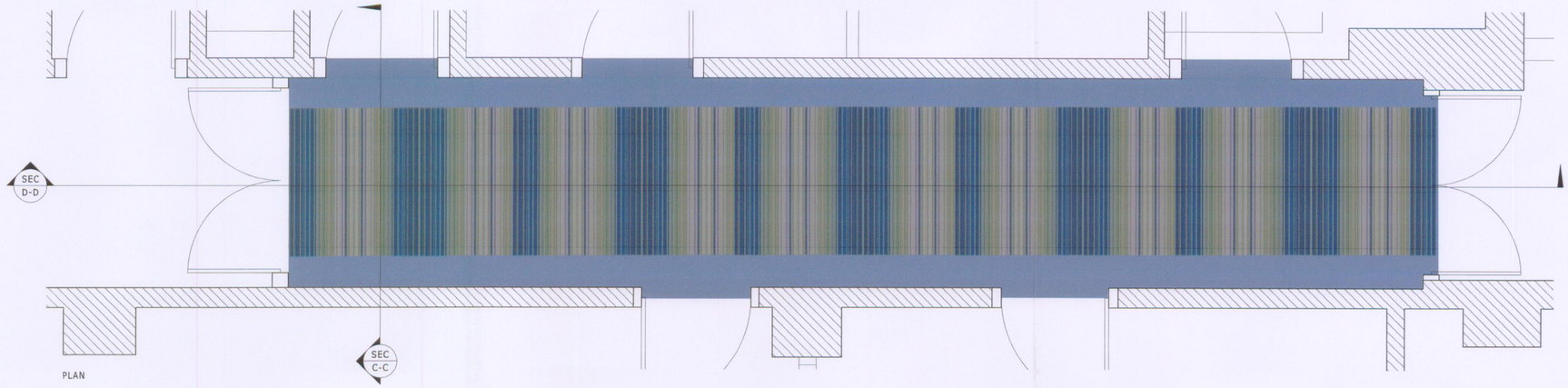

PLAN

TYPICAL CORRIDOR FINISHES

FLOOR -	EXISTING FLOOR FINISHES TO BE CAREFULLY REMOVED & SUBSTRATE MADE GOOD TO RECEIVE NEW FLOORING. PATTERN AS SHOWN. EGE CARPET : MARCO PIVA : RF5222089L : HIGHLINE 750
WALLS -	EXISTING PANELING TO ALL WALLS CAREFULLY REMOVED AND WALLS MADE GOOD TO RECEIVE : CITY 2467 : TEKTURA : TO ALL AREAS
DOORS -	NEW DOORS TO BE INSTALLED : SOMBRE WALNUT VENEER : F5147 : FORMICA. ARCHITRAVE TO RECEIVE PAINT FINISH : OIL BASED EGGSHELL : BS 00 E 55 WHITE. 5/5 KICK PLATES 150mm HIGH. VISION PANELS TO ALL DOORS OFF CORRIDORS AS SHOWN.
CEILING -	ALL EXISTING GRID CEILING FINISHES TO BE CAREFULLY REMOVED TO EXPOSE ORIGINAL CEILING, SOFFIT & COVING'S. TO BE PREPARED & MADE GOOD TO RECEIVE 1No MIST COAT & 2No TOP COATS OF MATT EMULSION PAINT FINISH BS 00 E 55 : WHITE.
	NEW DROPPED PLASTERBOARD CEILING USING "V JOINTED" BOARDS AND SKIM FINISH. TO RUN ALONG ALL FLAT PLANES AS DETAILED.
LIGHTING -	TO HOUSE : NOBODY 140 : DELTALIGHT : AT EITHER SIDE.
- - - - - - - -	NEW CENTRAL CABLE TRAY TO BE INSTALLED THROUGHOUT CORES AND CORRIDORS. TO BE PAINTED OUT WHITE : BS 00 E 55.
SKIRTING -	EXISTING SKIRTING TO BE SANDED DOWN TO RECEIVE 1No MIST COAT & 2No TOP COATS OF DULUX EGGSHELL BS 00 E 55 WHITE
	NB : SEE DWG No 3419_PL_1100 FOR LOCATION OF WORKS

RECD - 1 FEB 2008
M
M
FOR APPROVAL

PLEASE NOTE :

DO NOT SET OUT FROM THIS DRAWING.
ALL DIMENSIONS AND SIZES ARE TO BE CHECKED ON SITE AND THE ARCHITECT MUST BE NOTIFIED OF ANY DISCREPANCIES PRIOR TO WORK COMMENCING.
ALL LAYOUTS ARE SUBJECT TO A FULL MEASURED SURVEY.
SETTING OUT POINTS ARE INDICATIVE ONLY.

REV	DESCRIPTION	INITIALS/DATE
---	---	--/--/07 ---

JOB NAME
WARNER EST
Sunlight House
Manchester

STATUS
PLANNING

DRAWING TITLE
PROPOSED TYPICAL CORRIDOR CEILING PLAN, PLAN & SECTIONAL ELEVATIONS

DATE	SHEET BY	SCALE
OCT 07	als	1:20@A1

JOB NO.		DRAWING NUMBER	REV
3419	PL	3003 -	

©This drawing is protected by copyright and must not be copied or reproduced without the written consent of DLG Architects

DLG Architects
Marshall Mill
Marshall Street
Leeds LS11 9YJ

t +44(0)113 3946 900
f +44(0)113 3946 901
leeds@dlgarchitects.com

dlgarchitects.com