The copyright in this document (including its electronic form) shall remain vested in the Designer but the Client shall have a licence to copy and use the document for the purpose for which it was provided. The Designer shall not be liable for the use by any person of this document for any purpose other than that for which the same was provided by the Designer. This document shall not be reproduced in whole or in part or relied upon by third parties for any use whatsoever without the express written authority of the Designer.

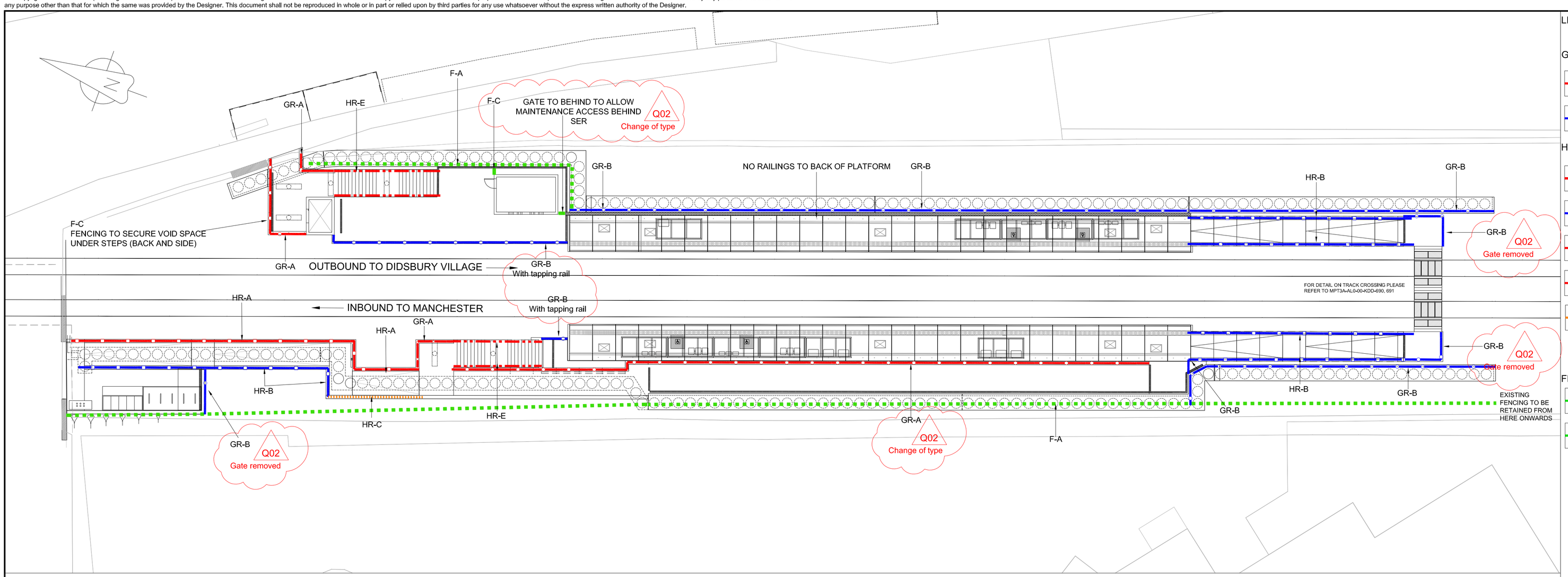

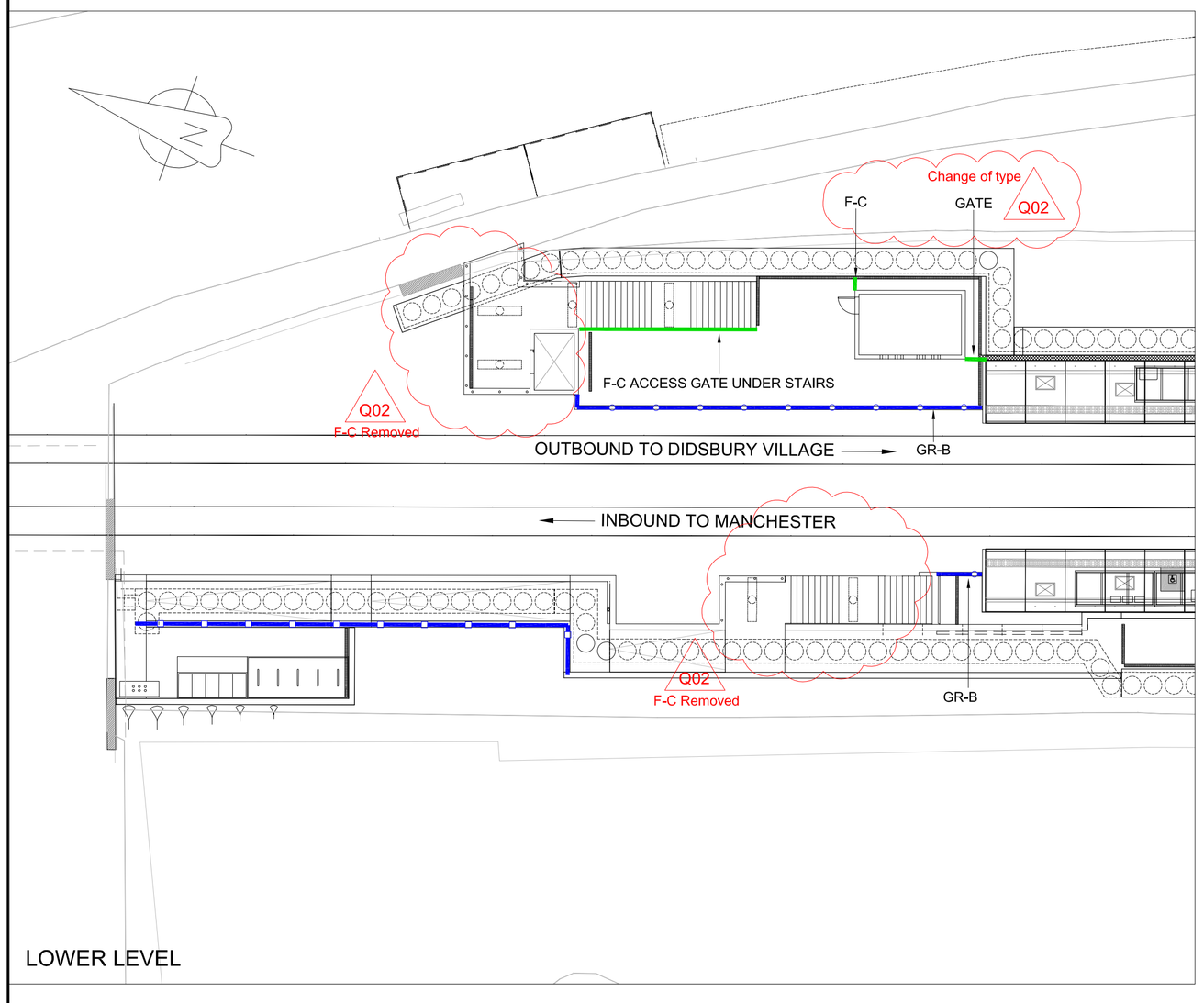

Location Plan

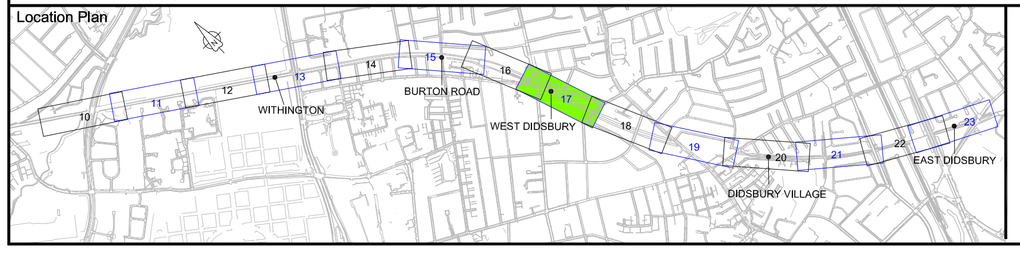

LEGEND

GUARDRAILS

GR-A: GUARDRAIL WITH INFILL PANEL
REFER TO DRAWING AL0-00-LDG-603 FOR DETAILS

GR-B: GUARDRAIL WITH NO INFILL PANEL
REFER TO DRAWING AL0-00-LDG-603 FOR DETAILS

HANDRAILS

HR-A: HANDRAIL WITH GUARDING INFILL PANEL
REFER TO DRAWING AL0-00-LDG-601 FOR DETAILS

HR-B: HANDRAIL WITH NO INFILL PANEL
REFER TO DRAWING AL0-00-LDG-601 FOR DETAILS

HR-E: HANDRAIL AND GUARDING FOR STAIRS
REFER TO DRAWING AL0-00-LDG-602 FOR DETAILS

HR-G: PLATFORM END HANDRAIL FOR MAINTENANCE
REFER TO DRAWING AL0-00-LDG-604 FOR DETAILS

HR-C: HANDRAIL WITH NO INFILL PANEL AND FIXED TO WALL.
REFER TO DRAWING AL0-00-LDG-602 FOR DETAILS

FENCING

F-A: PALADIN FENCING

F-C- FENCING AND GATE UNDER STAIRS
REFER TO DRAWINGS MPT3A-AL0-00LDG-611

APPROVED FOR CONSTRUCTION

NOTES

1. DO NOT SCALE FROM THIS DRAWING.
2. IF THIS DRAWING HAS BEEN RECEIVED ELECTRONICALLY IT IS THE RECIPIENT'S RESPONSIBILITY TO PRINT THE DOCUMENT TO THE CORRECT SCALE.
3. ANY ERRORS OR OMISSIONS ARE TO BE BROUGHT TO THE ATTENTION OF MPT.
4. ALL DIMENSIONS ARE IN MILLIMETRES UNLESS OTHERWISE NOTED.
5. LAYOUT IN TERMS OF FURNITURE AND SHELTERS IS ILLUSTRATED IN ACCORDANCE WITH THE DOCUMENT "GMPTE STOP FURNITURE LAYOUT FOR METROLINK - GILLESPIES".
6. THIS DRAWING IS TO BE READ IN CONJUNCTION WITH THE FOLLOWING URBAN REALM DRAWINGS:

MPT3B-SM4-17-LDG-400	PLATFORM FURNITURE AND FITTINGS
MPT3B-SM4-17-LDP-400	URBAN REALM GENERAL ARRANGEMENT
MPT3B-SM4-17-LDP-401	LANDSCAPE PROPOSALS
MPT3B-SM4-17-LDP-403	SIGNAGE LOCATION PLAN

AND IN CONJUNCTION WITH ALL RELEVANT ARCHITECTURAL, STRUCTURAL, DRAINAGE, LIGHTING AND OTHER SPECIALIST DRAWINGS.

SAFETY, HEALTH AND ENVIRONMENTAL INFORMATION - RESIDUAL HAZARD ASSESSMENT

FOR THE COMPLETE LIST OF HAZARDS AND RISKS, REFER TO DOCUMENT MPT3B-SM4-00-JRP-400, 'DESIGNERS HAZARD EVALUATION AND RISK REDUCTION FORM'.
IT IS ASSUMED THAT ALL WORKS WILL BE CARRIED OUT BY A COMPETENT CONTRACTOR WORKING, WHERE APPROPRIATE, TO AN APPROVED METHOD STATEMENT

0 5 10 15 20 m
SCALE 1 : 200

Rev	Date	Detail	Made	Chk'd	App'd
Q02	24/01/12	Updated after on site railing review	HJ	SH	SW
Q01	11/03/11	For Construction	ARL	SH	SJW

Client: GMPTE

MPT Laing O'Rourke VolkerRail Thales

Design: SH
CAD: ARL
Chk'd: SH
App'd: SJW
Scale: 1/200 @ A1
Date: 24 JAN 2012

MANCHESTER METROLINK PHASE 3B ACCELERATED DIDSBURY SECTION

Title: WEST DIDSBURY STOP
HANDRAILS, GUARDRAILS AND FENCING

Drg No' MPT3B-SM4-17-LDP-402

Rev: Q02

cm A1

DRG Path: C:\Documents and Settings\jjohnson\Desktop\MM3A\East Didsbury\Railing Drgs\MPT3B-SM4-17-LDP-402.DWG User: johnsoh Plot time: 02-02-12 @ 3:52pm