THIS DRAWING AND CAD DATA THEREIN IS PROTECTED BY COPYRIGHT
AND MUST NOT BE COPIED OR REPRODUCED
WITHOUT THE WRITTEN CONSENT OF
DLG ARCHITECTS
©
NO DIMENSIONS ARE TO BE SCALED FROM THIS DRAWING.
USE FIGURED DIMENSIONS ONLY.
ALL DIMENSIONS AND SIZES ARE TO BE CHECKED ON SITE
AND ANY DISCREPANCIES REPORTED TO THE ARCHITECT
PRIOR TO INITIATION OF ANY WORKS.



EXAMPLE OF LOUVERED PANELED DOORS AND WALLS



IMAGE OF RELATIONSHIP TO SURROUNDING BUILDINGS AND OF THE LOUVERED PANELS USED.

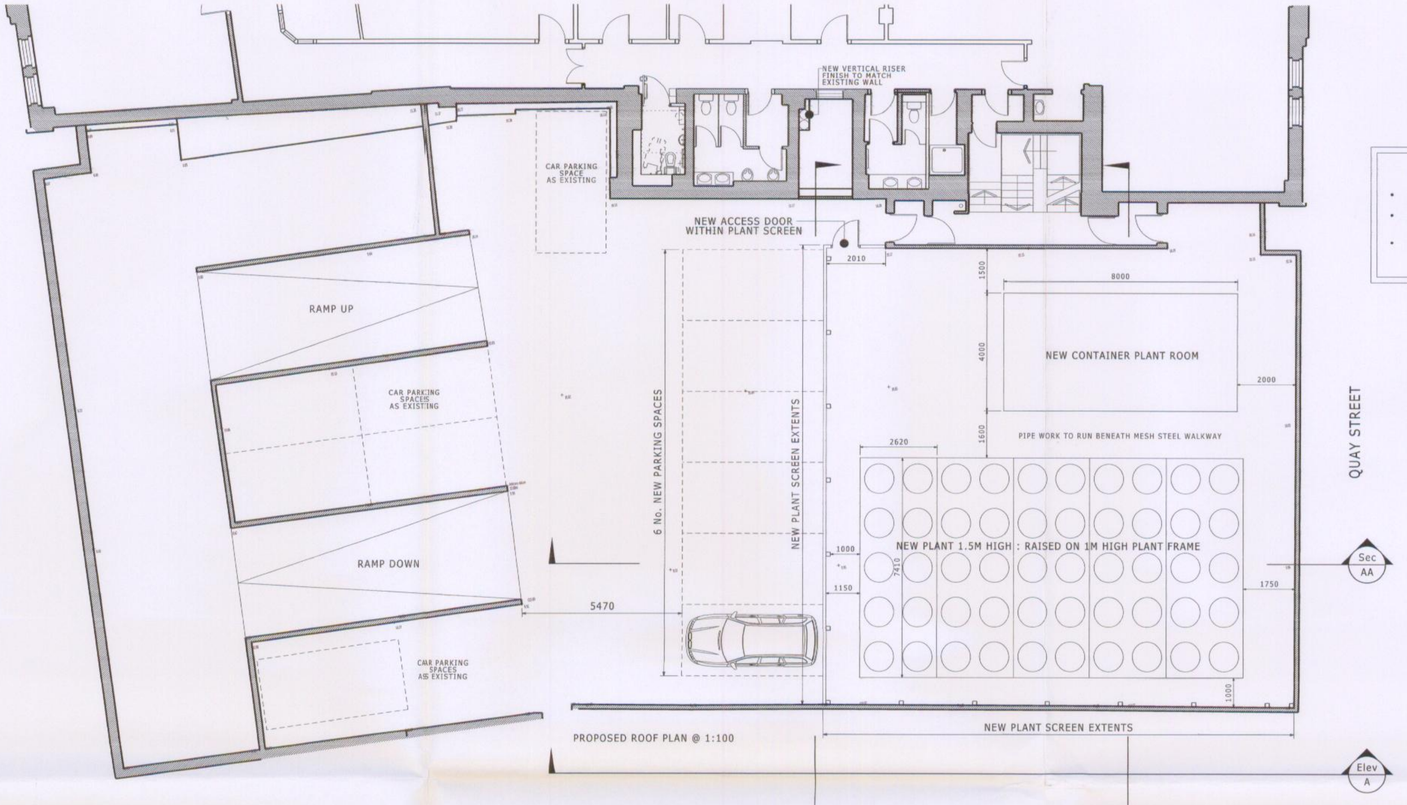

PROPOSED ROOF PLAN @ 1:100

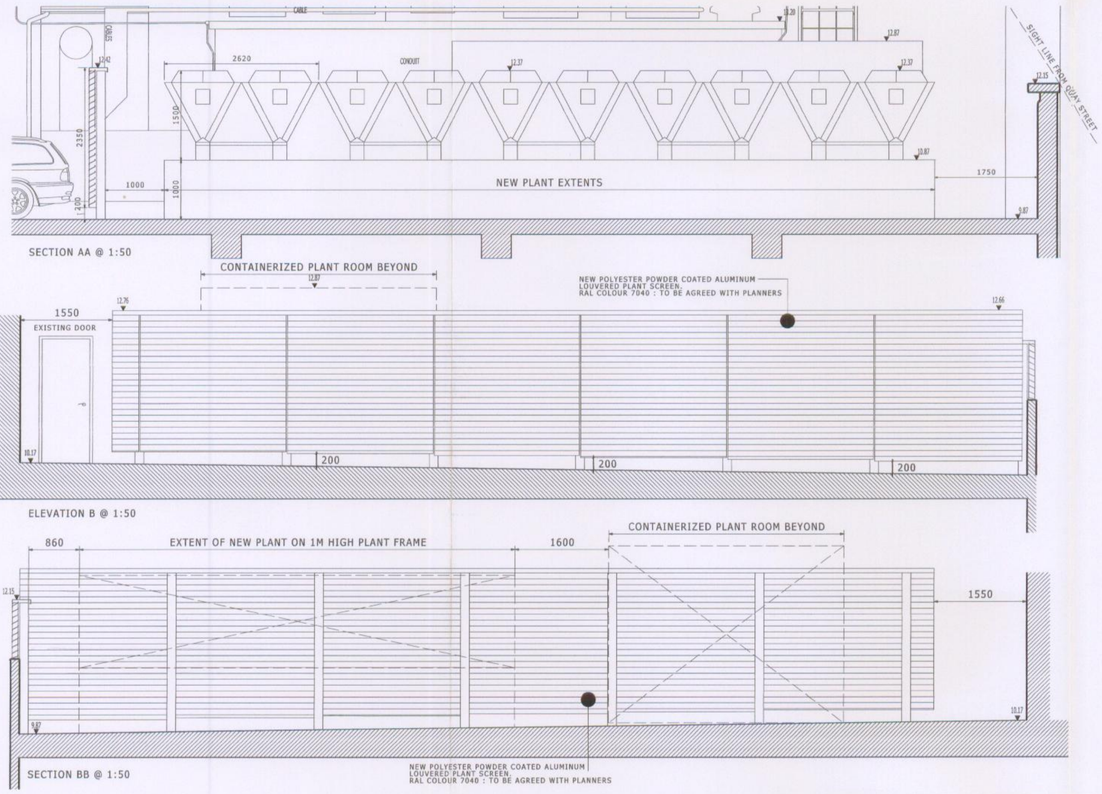

SECTION AA @ 1:50

ELEVATION B @ 1:50

SECTION BB @ 1:50



ELEVATION A @ 1:100

PLANNING
ACKD
REQUD
RECD 14 APR 2008
DATE
LA
D
ENG/ARCH

NOTES :

- ALL MINIMUM DIMENSIONS ARE TO BE CONFIRMED BY M&E CONSULTANT.
- M&E CONSULTANT TO CONFIRM ALL FREE AIR REQUIREMENTS/RATIOS OF ALL SURROUNDING LOUVERS
- PLANT FRAME SUBJECT TO STRUCTURAL ENGINEERS DESIGN & DETAIL.

REV	DESCRIPTION	INITIALS/ DATE
-	-/-/07	-

Job Name
WARNER Est
SUNLIGHT HOUSE
QUAY STREET
MANCHESTER

Drawing Title
PROPOSED ROOF PLAN
ELEVATIONS & SECTION
NEW AC PLANT

Status
PLANNING

Date	Sheet By	Scale @ Size
APR08	als	1:100@A1

Job Number	Code	Drawing Number	Rev
3419	PL	8002	-

DLG Architects
Marshall Mill
Marshall Street
Leeds LS11 9YJ

t +44(0)113 3946 900
f +44(0)113 3946 901
leeds@dlgarchitects.com

dlgarchitects.com

dlg architects