Newall Green Primary School
Photograph Report of existing roof materials



Photograph Number 1
This photograph shows the pitched felt roof over the main assembly hall (adjacent to the main entrance). The roof is constructed from lattice girders with board deck finished with felt waterproofing. There is no insulation within the roof void.



Photograph Number 2
This photograph shows the detail as the pitched felt roof gable wall meets a lower flat felt roof covering store rooms. The lower roof is constructed from concrete deck finished with felt waterproofing.
There is no insulation to this roof.



Photograph Number 3
This photograph shows the elevational details between the higher pitched felt roof gable wall and lower flat felt roof covering store rooms.

PLANNING
ACK'D
REPLIED
RECD 21 OCT 2009
INITIALS DATE
FOR ACTION



Photograph Number 4
This photograph shows the details as the pitched felt roof over classrooms meets a lower felt roof covering the corridor.
The higher roof is constructed from lattice girders covered with timber decking and finished with felt waterproofing.
The lower felt roof is constructed of board deck finished with felt waterproofing.
There is no insulation to either roof.



Photograph Number 5
This photograph shows the details of the shallow pitched link corridor between admin block and classrooms.
The low shallow pitched roof is constructed from timber decking and finished with felt waterproofing.
There is no insulation in this roof.



Photograph Number 6
This photograph shows the details as the pitched felt roof over classrooms meets a lower felt roof covering the corridor.
The higher roof is constructed from lattice girders covered with timber decking and finished with felt waterproofing.
The lower felt roof is constructed of board deck finished with felt waterproofing.
There is no insulation to either roof.



Photograph Number 7
This photograph shows the details of the the pitched roofs between corridor and classrooms.
The low shallow pitched roof is constructed from timber decking and finished with felt waterproofing.
There is no insulation in this roof.



Photograph Number 8
This photograph shows the details of the the pitched roofs between corridor and KS1 entrance.
The low shallow pitched roof is constructed from timber decking and finished with felt waterproofing.
The higher flat roof is constructed from concrete deck finished with felt waterproofing.
There is no insulation to either roof.



Photograph Number 9
This photograph shows the details of the roofs between KS1 entrance and KS1 Hall.
The lower flat roof is constructed from concrete deck finished with felt waterproofing.
The higher shallow pitched roof is constructed from lattice girders with timber decking and finished with felt waterproofing.
There is no insulation to either roof.

A3

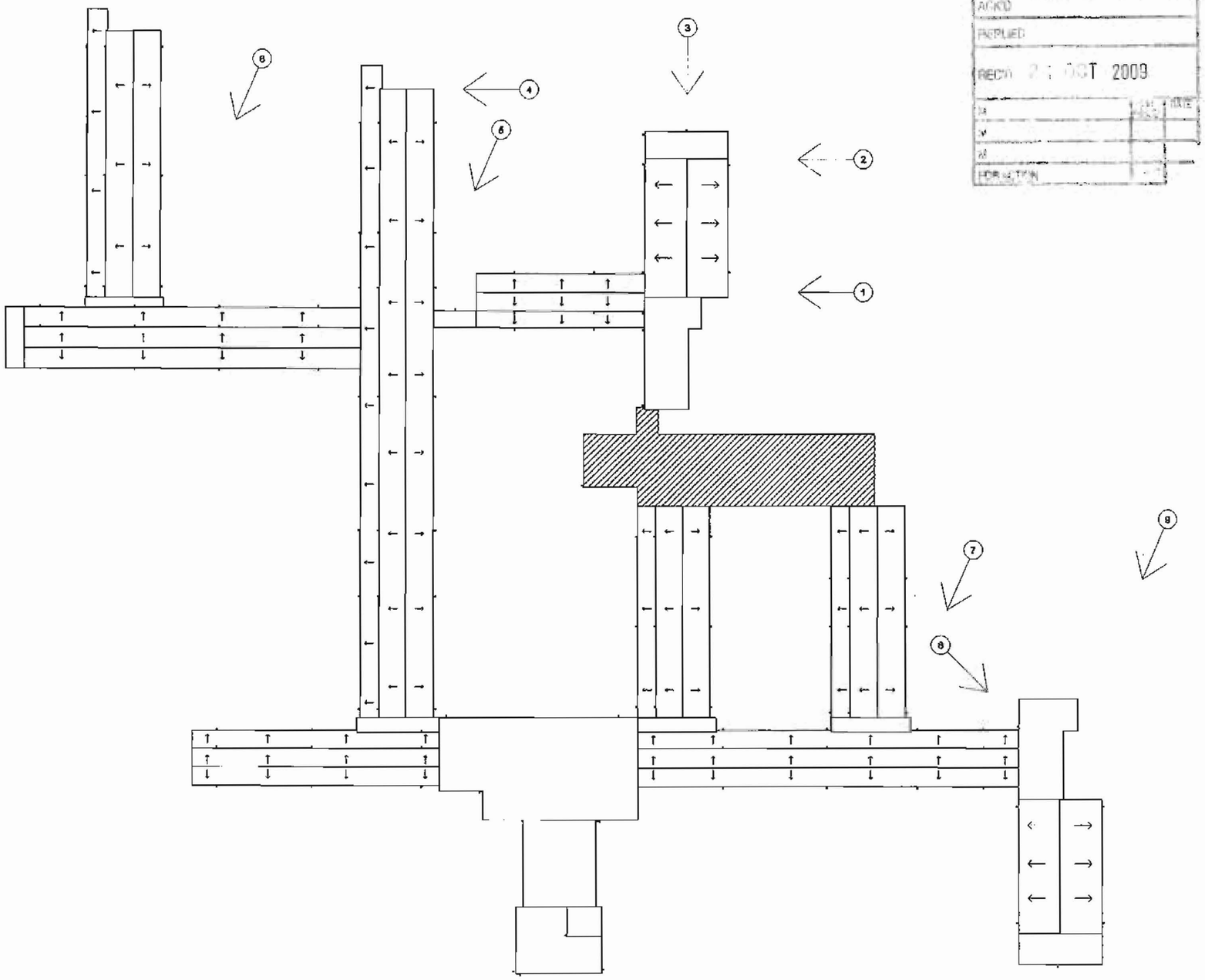

PLANNING
ACKD
REPLIED
RECD 21 OCT 2009

Newall Green Primary School
Photograph Report of existing roof materials

Photograph Number 1
This photograph shows the pitched felt roof over the main assembly hall (adjacent to the main entrance). The roof is constructed from lattice girders with board deck finished with felt waterproofing. There is no insulation within the roof void.

Photograph Number 2
This photograph shows the detail as the pitched felt roof gable wall meets a lower flat felt roof covering store rooms. The lower roof is constructed from concrete deck finished with felt waterproofing.
There is no insulation to this roof.

Photograph Number 3
This photograph shows the elevational details between the higher pitched felt roof gable wall and lower flat felt roof covering store rooms.

Photograph Number 4
This photograph shows the details as the pitched felt roof over classrooms meets a lower felt roof covering the corridor. The higher roof is constructed from lattice girders covered with timber decking and finished with felt waterproofing. The lower felt roof is constructed of board deck finished with felt waterproofing.
There is no insulation to either roof.

Photograph Number 5
This photograph shows the details of the shallow pitched link corridor between admin block and classrooms.
The low shallow pitched roof is constructed from timber decking and finished with felt waterproofing.
There is no insulation in this roof.

Photograph Number 6
This photograph shows the details as the pitched felt roof over classrooms meets a lower felt roof covering the corridor. The higher roof is constructed from lattice girders covered with timber decking and finished with felt waterproofing. The lower felt roof is constructed of board deck finished with felt waterproofing.
There is no insulation to either roof.

Photograph Number 7
This photograph shows the details of the the pitched roofs between corridor and classrooms.
The low shallow pitched roof is constructed from timber decking and finished with felt waterproofing.
There is no insulation in this roof.

Photograph Number 8
This photograph shows the details of the the pitched roofs between corridor and KS1 entrance.
The low shallow pitched roof is constructed from timber decking and finished with felt waterproofing.
The higher flat roof is constructed from concrete deck finished with felt waterproofing.
There is no insulation to either roof.

Photograph Number 9
This photograph shows the details of the roofs between KS1 entrance and KS1 Hall.
The lower flat roof is constructed from concrete deck finished with felt waterproofing.
The higher shallow pitched roof is constructed from lattice girders with timber decking and finished with felt waterproofing.
There is no insulation to either roof.

Rev	Description	Date	By	Checked

This drawing is copyright. DO NOT SCALE from this drawing.
The contractor and any subcontractor shall verify ALL dimensions on site prior to making shop drawings or commencing manufacture.

JOB TITLE
Newall Green Primary School

DRAWING TITLE
Photograph Locations

COMPUTER FILE	DATE	SCALE	DRAWN	CHECKED
EDUCATION	JUN 09	NTS	MJ	MJ

JOB NUMBER	DRAWING NO.	REVISION
ED 36886	103	-