PURPOSE OF ISSUE

- Figured dimensions to be followed in preference to scale
- All dimensions shall be verified by the Contractor(s) on site prior to work commencing and relevant orders being placed.
- Any discrepencies to be brought to the attention of the Contract Administrator for instructions prior to proceeding.
- this drawing is the copyright of the Architect

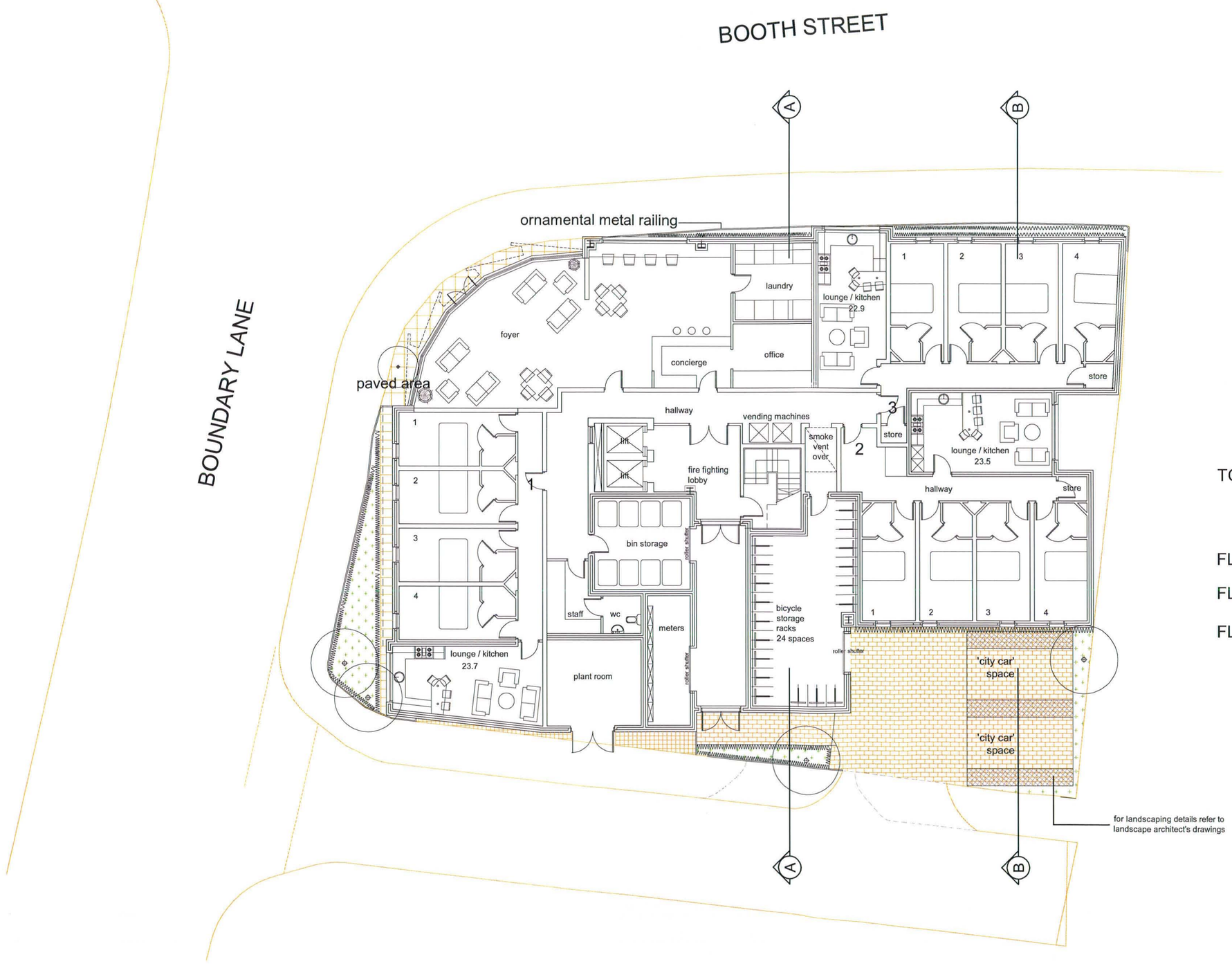

TOTAL AREA = 625.4 m²

FLAT 1 TOTAL AREA = 97.0 m²

FLAT 2 TOTAL AREA = 104.3 m²

FLAT 3 TOTAL AREA = 99.5 m²

ground floor plan

REV:	DATE:	DRAWN BY:	DETAILS:
A	28/07/2011	msz	internal layout, new cladding arrangement

SW **FOULKES** ARCHITECTS

Suite 709
Peter House
Manchester
United Kingdom
M1 5AN

T: +44 (0)161 209 3129

info@swfoulkesarchitects.com
www.swfoulkesarchitects.com

PROJECT:
STUDENT HOUSING
BOUNDARY LANE, MANCHESTER

DRAWING:
GROUND FLOOR PLAN

DATE:	DRAWN BY:	CHECKED BY:	
JAN 2012	SWF		
SCALE:	DRAWING NO:		REV:
1:200 A3	611-08.2-200		A

PURPOSE OF ISSUE	

- Figured dimensions to be followed in preference to scale
- All dimensions shall be verified by the Contractor(s) on site prior to work commencing and relevant orders being placed.
- Any discrepencies to be brought to the attention of the Contract Administrator for instructions prior to proceeding.
- this drawing is the copyright of the Architect

BOOTH STREET

BOUNDARY LANE

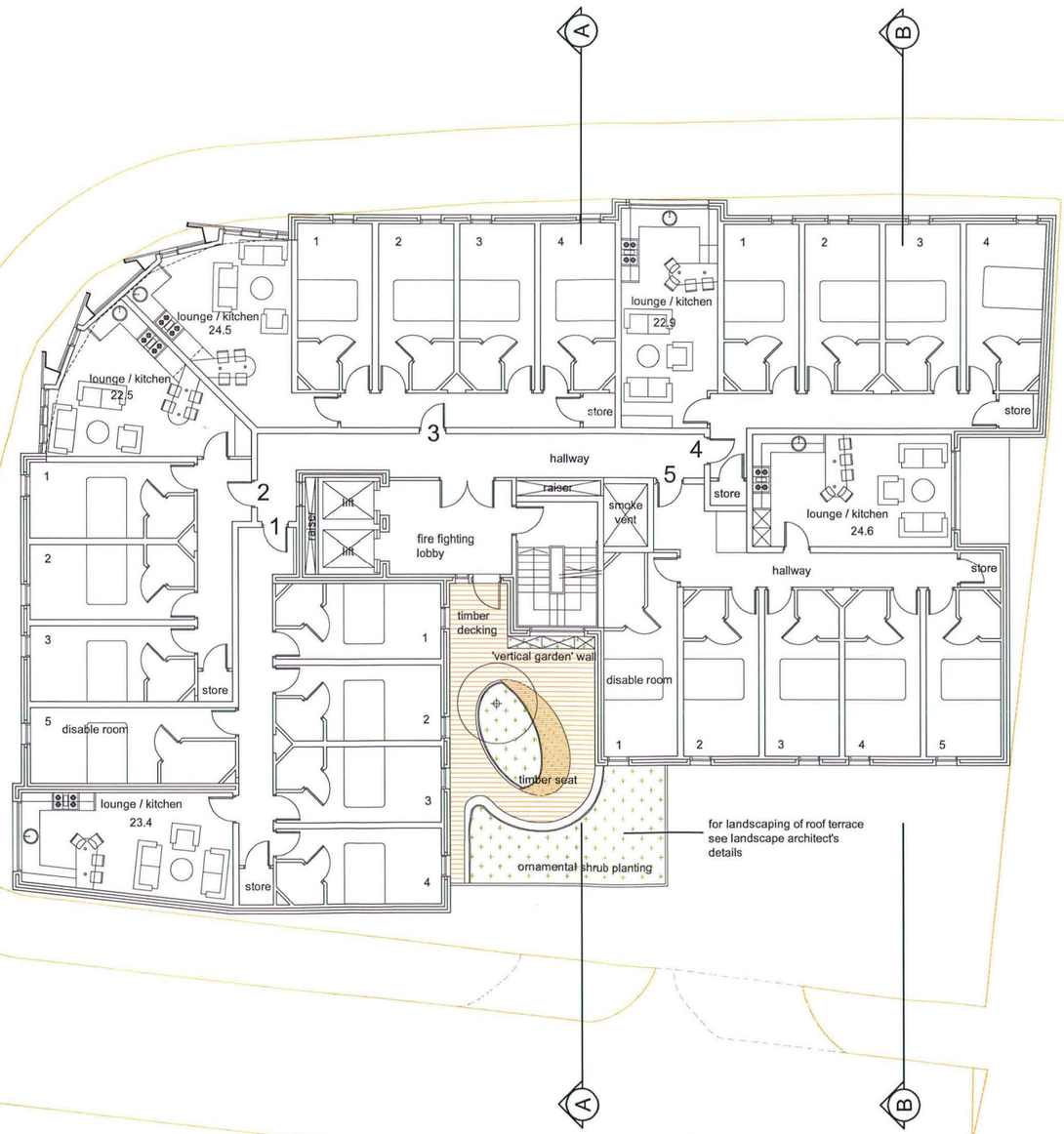

TOTAL AREA = 568.6 m²

FLAT 1 TOTAL AREA = 118.9 m²

FLAT 2 TOTAL AREA = 78.2 m²

FLAT 3 TOTAL AREA = 95.2 m²

FLAT 4 TOTAL AREA = 99.6 m²

FLAT 5 TOTAL AREA = 121.7 m²

first floor plan

REV:	DATE:	DRAWN BY:	DETAILS:
A	28/07/2011	msz	internal layout, new cladding arrangement

SW **FOULKES** ARCHITECTS

Suite 709
Peter House
Manchester
United Kingdom
M1 5AN

T: +44 (0)161 209 3129

info@swfoulkesarchitects.com
www.swfoulkesarchitects.com

PROJECT:
STUDENT HOUSING
BOUNDARY LANE, MANCHESTER

DRAWING:
FIRST FLOOR PLAN

DATE:	DRAWN BY:	CHECKED BY:
JAN 2012	SWF	

SCALE:	DRAWING NO:	REV:
1:200 A3	611-08.2-201	A

PURPOSE OF ISSUE

- Figured dimensions to be followed in preference to scale
- All dimensions shall be verified by the Contractor(s) on site prior to work commencing and relevant orders being placed.
- Any discrepencies to be brought to the attention of the Contract Administrator for instructions prior to proceeding.
- this drawing is the copyright of the Architect

BOOTH STREET

BOUNDARY LANE



TOTAL AREA = 568.6 m²

FLAT 1 TOTAL AREA = 118.9 m²

FLAT 2 TOTAL AREA = 78.2 m²

FLAT 3 TOTAL AREA = 95.2 m²

FLAT 4 TOTAL AREA = 99.6 m²

FLAT 5 TOTAL AREA = 121.7 m²

second floor plan

REV:	DATE:	DRAWN BY:	DETAILS:
A	28/07/2011	msz	internal layout, new cladding arrangement

SW **FOULKES** ARCHITECTS

PROJECT:
STUDENT HOUSING
BOUNDARY LANE, MANCHESTER

DRAWING:
SECOND FLOOR PLAN

DATE:	DRAWN BY:	CHECKED BY:	
JAN 2012	SWF		
SCALE:	DRAWING NO:		REV:
1:200 A3	611-08.2-202		A

Suite 709
Peter House
Manchester
United Kingdom
M1 5AN

T: +44 (0)161 209 3129

info@swfoulkesarchitects.com
www.swfoulkesarchitects.com

PURPOSE OF ISSUE	

- Figured dimensions to be followed in preference to scale
- All dimensions shall be verified by the Contractor(s) on site prior to work commencing and relevant orders being placed.
- Any discrepencies to be brought to the attention of the Contract Administrator for instructions prior to proceeding.
- this drawing is the copyright of the Architect

BOOTH STREET

BOUNDARY LANE

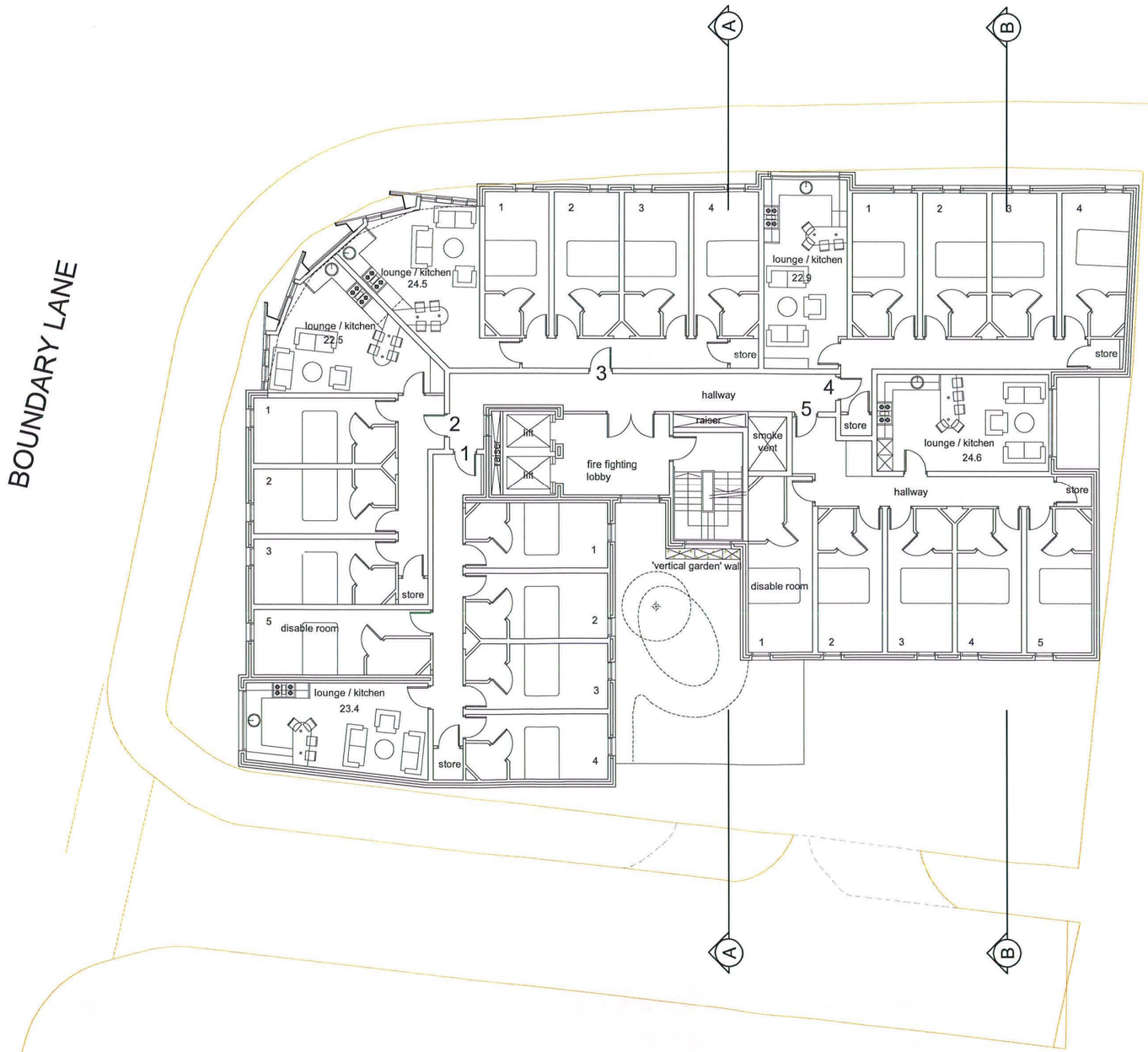

TOTAL AREA = 568.6 m²

FLAT 1 TOTAL AREA = 118.9 m²

FLAT 2 TOTAL AREA = 78.2 m²

FLAT 3 TOTAL AREA = 95.2 m²

FLAT 4 TOTAL AREA = 99.6 m²

FLAT 5 TOTAL AREA = 121.7 m²

third floor plan

REV:	DATE:	DRAWN BY:	DETAILS:
A	28/07/2011	msz	internal layout, new cladding arrangement

SW **FOULKES** ARCHITECTS

Suite 709
Peter House
Manchester
United Kingdom
M1 5AN

T: +44 (0)161 209 3129

info@swfoulkesarchitects.com
www.swfoulkesarchitects.com

PROJECT:
STUDENT HOUSING
BOUNDARY LANE, MANCHESTER

DRAWING:
THIRD FLOOR PLAN

DATE:	DRAWN BY:	CHECKED BY:	
JAN 2012	SWF		
SCALE:	DRAWING NO:		REV:
1:200 A3	611-08.2-203		A

PURPOSE OF ISSUE

- Figured dimensions to be followed in preference to scale
- All dimensions shall be verified by the Contractor(s) on site prior to work commencing and relevant orders being placed.
- Any discrepencies to be brought to the attention of the Contract Administrator for instructions prior to proceeding.
- this drawing is the copyright of the Architect

BOOTH STREET

BOUNDARY LANE



TOTAL AREA = 568.6 m²

FLAT 1 TOTAL AREA = 118.9 m²

FLAT 2 TOTAL AREA = 78.2 m²

FLAT 3 TOTAL AREA = 95.2 m²

FLAT 4 TOTAL AREA = 99.6 m²

FLAT 5 TOTAL AREA = 121.7 m²

fourth floor plan

REV:	DATE:	DRAWN BY:	DETAILS:
A	28/07/2011	msz	internal layout, new cladding arrangement

SW **FOULKES** ARCHITECTS

Suite 709
Peter House
Manchester
United Kingdom
M1 5AN

T: +44 (0)161 209 3129

info@swfoulkesarchitects.com
www.swfoulkesarchitects.com

PROJECT:
STUDENT HOUSING
BOUNDARY LANE, MANCHESTER

DRAWING:
FOURTH FLOOR PLAN

DATE:	DRAWN BY:	CHECKED BY:	
JAN 2012	SWF		
SCALE:	DRAWING NO:		REV:
1:200 A3	611-08.2-204		A

PURPOSE OF ISSUE	

- Figured dimensions to be followed in preference to scale
- All dimensions shall be verified by the Contractor(s) on site prior to work commencing and relevant orders being placed.
- Any discrepencies to be brought to the attention of the Contract Administrator for instructions prior to proceeding.
- this drawing is the copyright of the Architect

BOOTH STREET

BOUNDARY LANE



TOTAL AREA = 568.6 m²

FLAT 1 TOTAL AREA = 118.9 m²

FLAT 2 TOTAL AREA = 78.2 m²

FLAT 3 TOTAL AREA = 95.2 m²

FLAT 4 TOTAL AREA = 99.6 m²

FLAT 5 TOTAL AREA = 121.7 m²

fifth floor plan

REV:	DATE:	DRAWN BY:	DETAILS:
A	28/07/2011	msz	internal layout, new cladding arrangement

SW **FOULKES** ARCHITECTS

Suite 709
Peter House
Manchester
United Kingdom
M1 5AN

T: +44 (0)161 209 3129

info@swfoulkesarchitects.com
www.swfoulkesarchitects.com

PROJECT:
STUDENT HOUSING
BOUNDARY LANE, MANCHESTER

DRAWING:
FIFTH FLOOR PLAN

DATE:	DRAWN BY:	CHECKED BY:	
JAN 2012	SWF		
SCALE:	DRAWING NO:		REV:
1:200 A3	611-08.2-205		A

PURPOSE OF ISSUE	

- Figured dimensions to be followed in preference to scale
- All dimensions shall be verified by the Contractor(s) on site prior to work commencing and relevant orders being placed.
- Any discrepencies to be brought to the attention of the Contract Administrator for instructions prior to proceeding.
- this drawing is the copyright of the Architect

BOOTH STREET

BOUNDARY LANE



TOTAL AREA = 568.6 m²

FLAT 1 TOTAL AREA = 118.9 m²

FLAT 2 TOTAL AREA = 78.2 m²

FLAT 3 TOTAL AREA = 95.2 m²

FLAT 4 TOTAL AREA = 99.6 m²

FLAT 5 TOTAL AREA = 121.7 m²

sixth floor plan

REV:	DATE:	DRAWN BY:	DETAILS:
A	28/07/2011	msz	internal layout, new cladding arrangement

SW **FOULKES** ARCHITECTS

Suite 709
Peter House
Manchester
United Kingdom
M1 5AN

T: +44 (0)161 209 3129

info@swfoulkesarchitects.com
www.swfoulkesarchitects.com

PROJECT:
STUDENT HOUSING
BOUNDARY LANE, MANCHESTER

DRAWING:
SIXTH FLOOR PLAN

DATE:	DRAWN BY:	CHECKED BY:	
JAN 2012	SWF		
SCALE:	DRAWING NO:		REV:
1:200 A3	611-08.2-206		A

PURPOSE OF ISSUE

- Figured dimensions to be followed in preference to scale
- All dimensions shall be verified by the Contractor(s) on site prior to work commencing and relevant orders being placed.
- Any discrepencies to be brought to the attention of the Contract Administrator for instructions prior to proceeding.
- this drawing is the copyright of the Architect

BOOTH STREET

BOUNDARY LANE

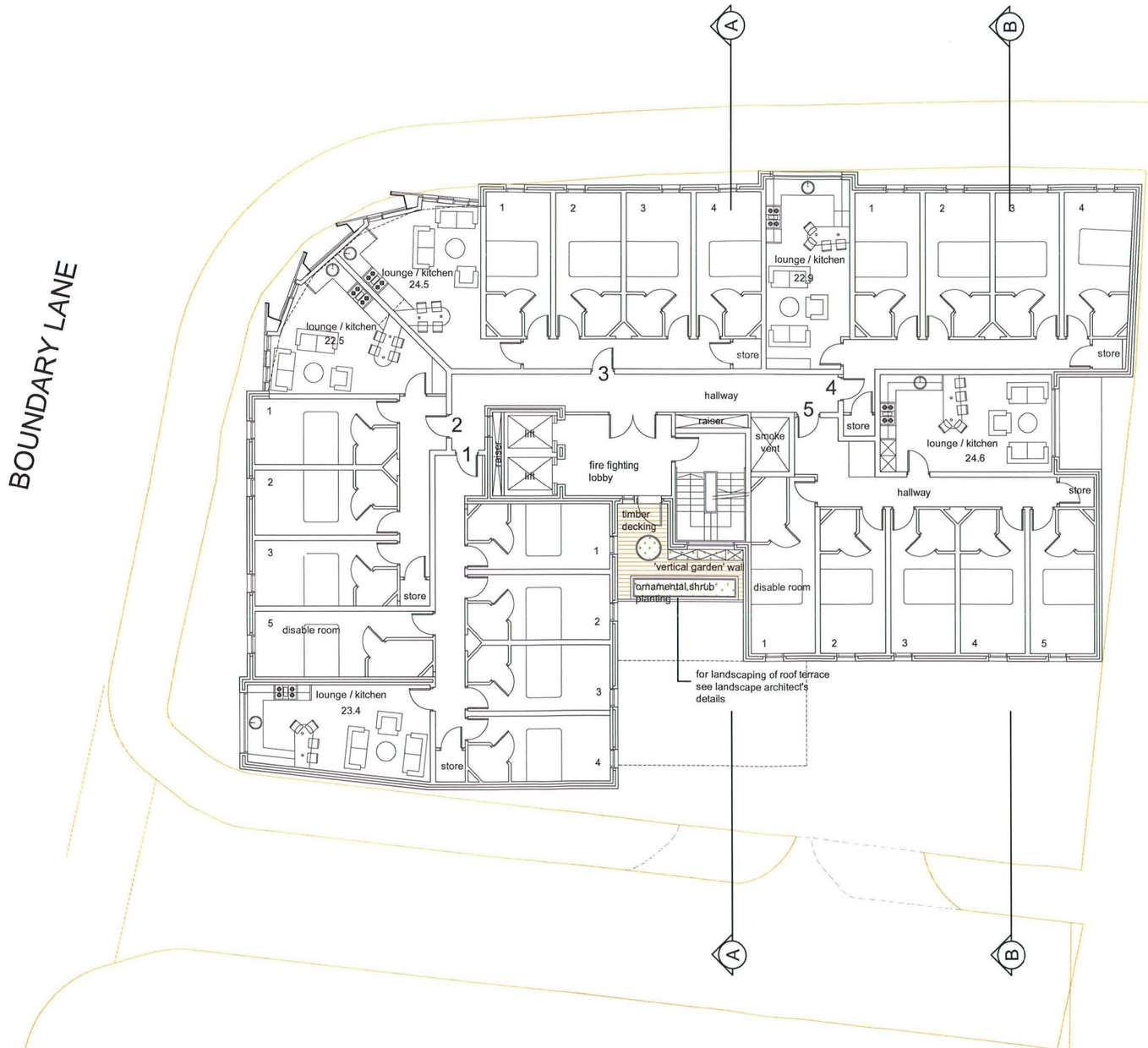

TOTAL AREA = 568.6 m²

FLAT 1 TOTAL AREA = 118.9 m²

FLAT 2 TOTAL AREA = 78.2 m²

FLAT 3 TOTAL AREA = 95.2 m²

FLAT 4 TOTAL AREA = 99.6 m²

FLAT 5 TOTAL AREA = 121.7 m²

seventh floor plan

REV.	DATE:	DRAWN BY:	DETAILS:
A	28/07/2011	msz	internal layout, new cladding arrangement

SW **FOULKES** ARCHITECTS

Suite 709
Peter House
Manchester
United Kingdom
M1 5AN

T: +44 (0)161 209 3129

info@swfoulkesarchitects.com
www.swfoulkesarchitects.com

PROJECT:
STUDENT HOUSING
BOUNDARY LANE, MANCHESTER

DRAWING:
SEVENTH FLOOR PLAN

DATE:	DRAWN BY:	CHECKED BY:
JAN 2012	SWF	

SCALE:	DRAWING NO:	REV:
1:200 A3	611-08.2-207	A

PURPOSE OF ISSUE

- Figured dimensions to be followed in preference to scale
- All dimensions shall be verified by the Contractor(s) on site prior to work commencing and relevant orders being placed.
- Any discrepencies to be brought to the attention of the Contract Administrator for instructions prior to proceeding.
- this drawing is the copyright of the Architect

BOOTH STREET

BOUNDARY LANE



TOTAL AREA = 405.7 m²

FLAT 1 TOTAL AREA = 118.9 m²

FLAT 2 TOTAL AREA = 78.2 m²

FLAT 3 TOTAL AREA = 95.2 m²

FLAT 4 TOTAL AREA = 70.1 m²

eighth floor plan

REV:	DATE:	DRAWN BY:	DETAILS:
A	28/07/2011	msz	internal layout, new cladding arrangement

SW **FOULKES** ARCHITECTS

Suite 709
Peter House
Manchester
United Kingdom
M1 5AN

T: +44 (0)161 209 3129

info@swfoulkesarchitects.com
www.swfoulkesarchitects.com

PROJECT:
STUDENT HOUSING
BOUNDARY LANE, MANCHESTER

DRAWING:
EIGHTH FLOOR PLAN

DATE:	DRAWN BY:	CHECKED BY:	
JAN 2012	SWF		
SCALE:	DRAWING NO:		REV:
1:200 A3	611-08.2-208		A

PURPOSE OF ISSUE

- Figured dimensions to be followed in preference to scale
- All dimensions shall be verified by the Contractor(s) on site prior to work commencing and relevant orders being placed.
- Any discrepencies to be brought to the attention of the Contract Administrator for instructions prior to proceeding.
- this drawing is the copyright of the Architect

BOOTH STREET

BOUNDARY LANE



TOTAL AREA = 405.7 m²

FLAT 1 TOTAL AREA = 134.4 m²

FLAT 2 TOTAL AREA = 95.2 m²

FLAT 3 TOTAL AREA = 70.1 m²

ninth floor plan

REV:	DATE:	DRAWN BY:	DETAILS:
A	28/07/2011	msz	internal layout, new cladding arrangement

SW **FOULKES** ARCHITECTS

Suite 709
Peter House
Manchester
United Kingdom
M1 5AN

T: +44 (0)161 209 3129

info@swfoulkesarchitects.com
www.swfoulkesarchitects.com

PROJECT:
STUDENT HOUSING
BOUNDARY LANE, MANCHESTER

DRAWING:
NINETH FLOOR PLAN

DATE:	DRAWN BY:	CHECKED BY:	
JAN 2012	SWF		
SCALE:	DRAWING NO:		REV:
1:200 A3	611-08.2-209		A

PURPOSE OF ISSUE

- Figured dimensions to be followed in preference to scale
- All dimensions shall be verified by the Contractor(s) on site prior to work commencing and relevant orders being placed.
- Any discrepencies to be brought to the attention of the Contract Administrator for instructions prior to proceeding.
- this drawing is the copyright of the Architect

BOOTH STREET

BOUNDARY LANE

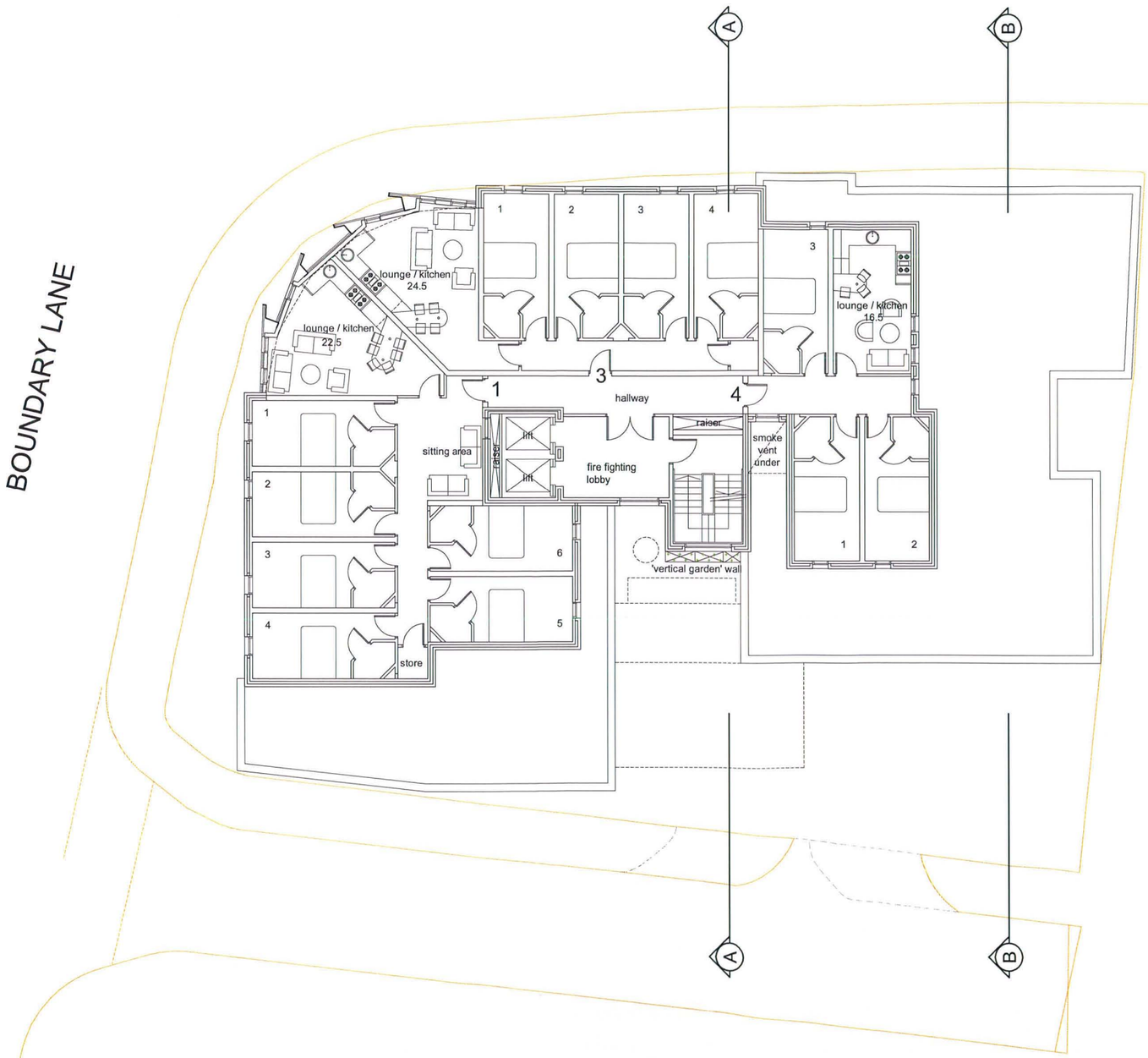

TOTAL AREA = 405.7 m²

FLAT 1 TOTAL AREA = 134.4 m²

FLAT 2 TOTAL AREA = 95.2 m²

FLAT 3 TOTAL AREA = 70.1 m²

tenth floor plan

REV:	DATE:	DRAWN BY:	DETAILS:
A	28/07/2011	msz	internal layout, new cladding arrangement

SW **FOULKES** ARCHITECTS

Suite 709
Peter House
Manchester
United Kingdom
M1 5AN

T: +44 (0)161 209 3129

info@swfoulkesarchitects.com
www.swfoulkesarchitects.com

PROJECT:
STUDENT HOUSING
BOUNDARY LANE, MANCHESTER

DRAWING:
TENTH FLOOR PLAN

DATE:	DRAWN BY:	CHECKED BY:	
JAN 2012	SWF		
SCALE:	DRAWING NO:		REV:
1:200 A3	611-08.2-210		A

PURPOSE OF ISSUE	

- Figured dimensions to be followed in preference to scale
- All dimensions shall be verified by the Contractor(s) on site prior to work commencing and relevant orders being placed.
- Any discrepencies to be brought to the attention of the Contract Administrator for instructions prior to proceeding.
- this drawing is the copyright of the Architect

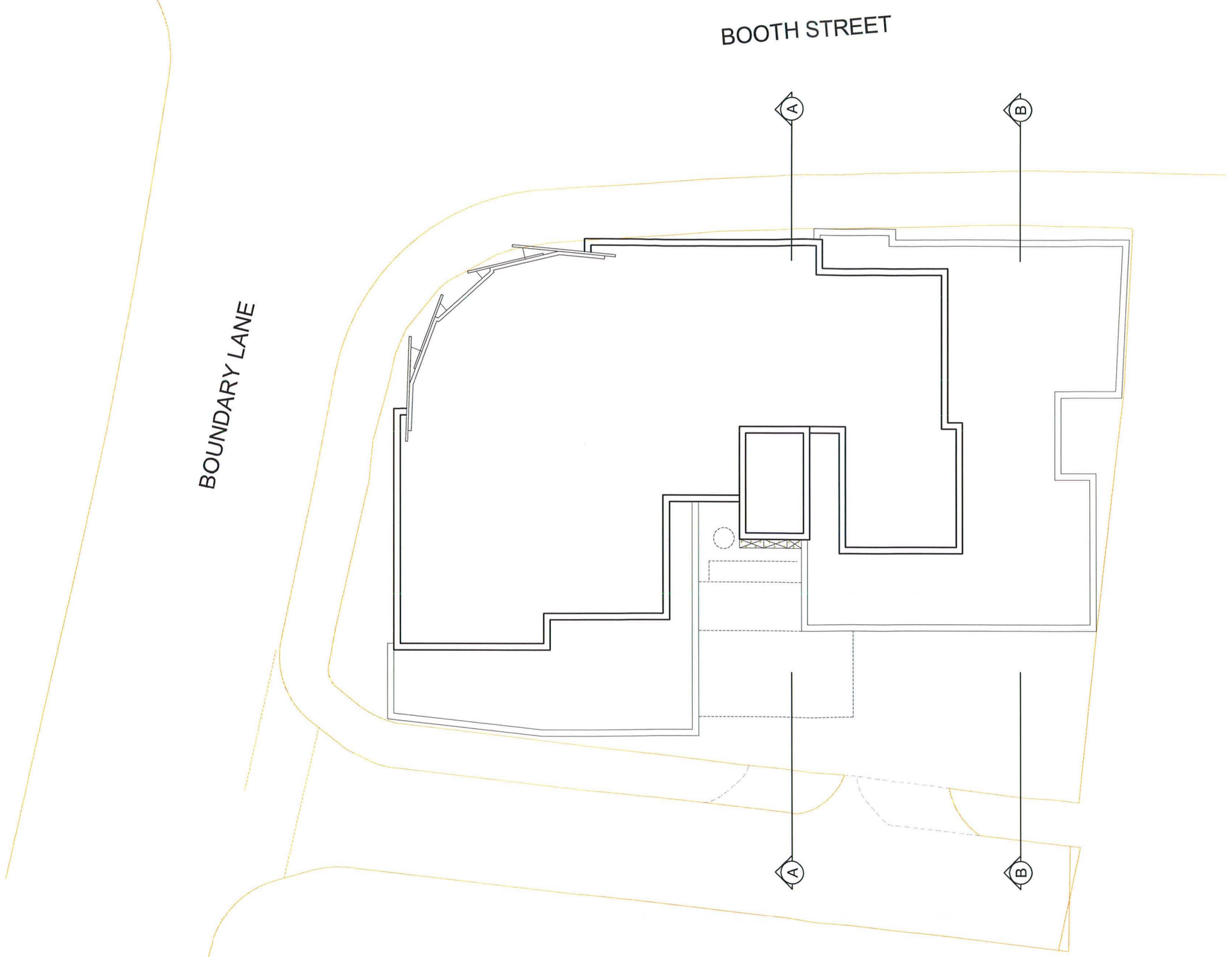

roof plan

REV:	DATE:	DRAWN BY:	DETAILS:
A	28/07/2011	msz	internal layout, new cladding arrangement

SW **FOULKES** ARCHITECTS

Suite 709
Peter House
Manchester
United Kingdom
M1 5AN

T: +44 (0)161 209 3129

info@swfoulkesarchitects.com
www.swfoulkesarchitects.com

PROJECT:
STUDENT HOUSING
BOUNDARY LANE, MANCHESTER

DRAWING:
ROOF PLAN

DATE:	DRAWN BY:	CHECKED BY:	
JAN 2012	SWF		
SCALE:	DRAWING NO:		REV:
1:200 A3	611-08.2-211		A

PURPOSE OF ISSUE

- Figured dimensions to be followed in preference to scale
- All dimensions shall be verified by the Contractor(s) on site prior to work commencing and relevant orders being placed.
- Any discrepencies to be brought to the attention of the Contract Administrator for instructions prior to proceeding.
- this drawing is the copyright of the Architect

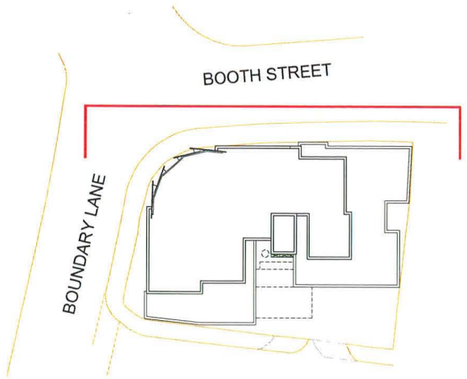

north elevation

REV:	DATE:	DRAWN BY:	DETAILS:
A	28/07/2011	msz	internal layout, new cladding arrangement

SW **FOULKES** ARCHITECTS

PROJECT:
STUDENT HOUSING
BOUNDARY LANE, MANCHESTER

DRAWING:
NORTH ELEVATION

DATE:	DRAWN BY:	CHECKED BY:
JAN 2012	MSZ	

SCALE:	DRAWING NO:	REV:
1:200 A3	611-08.2-301	A

Suite 709
Peter House
Manchester
United Kingdom
M1 5AN

T: +44 (0)161 209 3129

info@swfoulkesarchitects.com
www.swfoulkesarchitects.com

PURPOSE OF ISSUE

- Figured dimensions to be followed in preference to scale
- All dimensions shall be verified by the Contractor(s) on site prior to work commencing and relevant orders being placed.
- Any discrepencies to be brought to the attention of the Contract Administrator for instructions prior to proceeding.
- this drawing is the copyright of the Architect

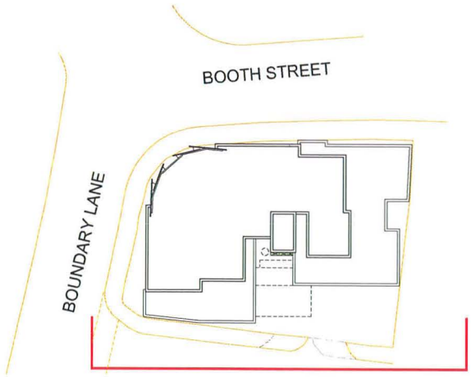

south elevation

REV:	DATE:	DRAWN BY:	DETAILS:
A	28/07/2011	msz	internal layout, new cladding arrangement

SW **FOULKES** ARCHITECTS

Suite 709
Peter House
Manchester
United Kingdom
M1 5AN

T: +44 (0)161 209 3129

info@swfoulkesarchitects.com
www.swfoulkesarchitects.com

PROJECT:
STUDENT HOUSING
BOUNDARY LANE, MANCHESTER

DRAWING:
SOUTH ELEVATION

DATE:	DRAWN BY:	CHECKED BY:	
JAN 2012	MSZ		
SCALE:	DRAWING NO:		REV:
1:200 A3	611-08.2-302		A

PURPOSE OF ISSUE

- Figured dimensions to be followed in preference to scale
- All dimensions shall be verified by the Contractor(s) on site prior to work commencing and relevant orders being placed.
- Any discrepencies to be brought to the attention of the Contract Administrator for instructions prior to proceeding.
- this drawing is the copyright of the Architect

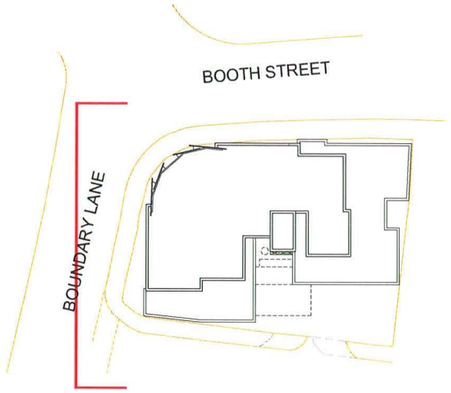

west elevation

REV:	DATE:	DRAWN BY:	DETAILS:
A	28/07/2011	msz	internal layout, new cladding arrangement

SW **FOULKES** ARCHITECTS

PROJECT:
STUDENT HOUSING
BOUNDARY LANE, MANCHESTER

DRAWING:
WEST ELEVATION

DATE:	DRAWN BY:	CHECKED BY:	
JAN 2012	MSZ		
SCALE:	DRAWING NO:		REV:
1:200 A3	611-08.2-303		A

Suite 709
Peter House
Manchester
United Kingdom
M1 5AN

T: +44 (0)161 209 3129

info@swfoulkesarchitects.com
www.swfoulkesarchitects.com