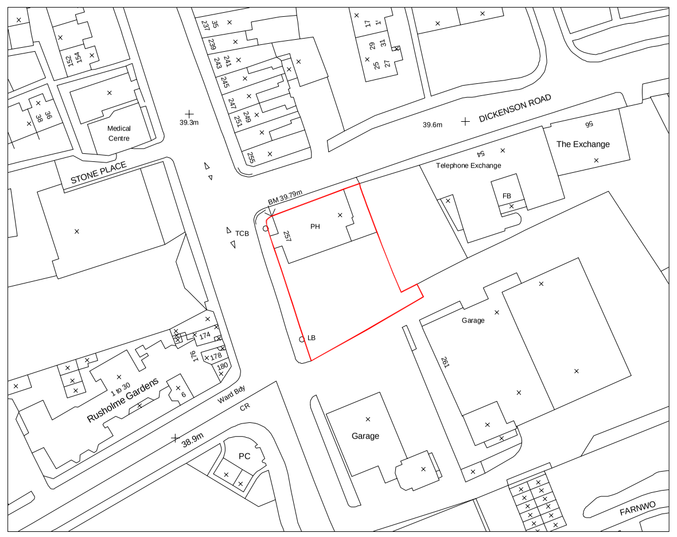

Location plan

N

INDICATIVE ONLY

SCALE 1:1250

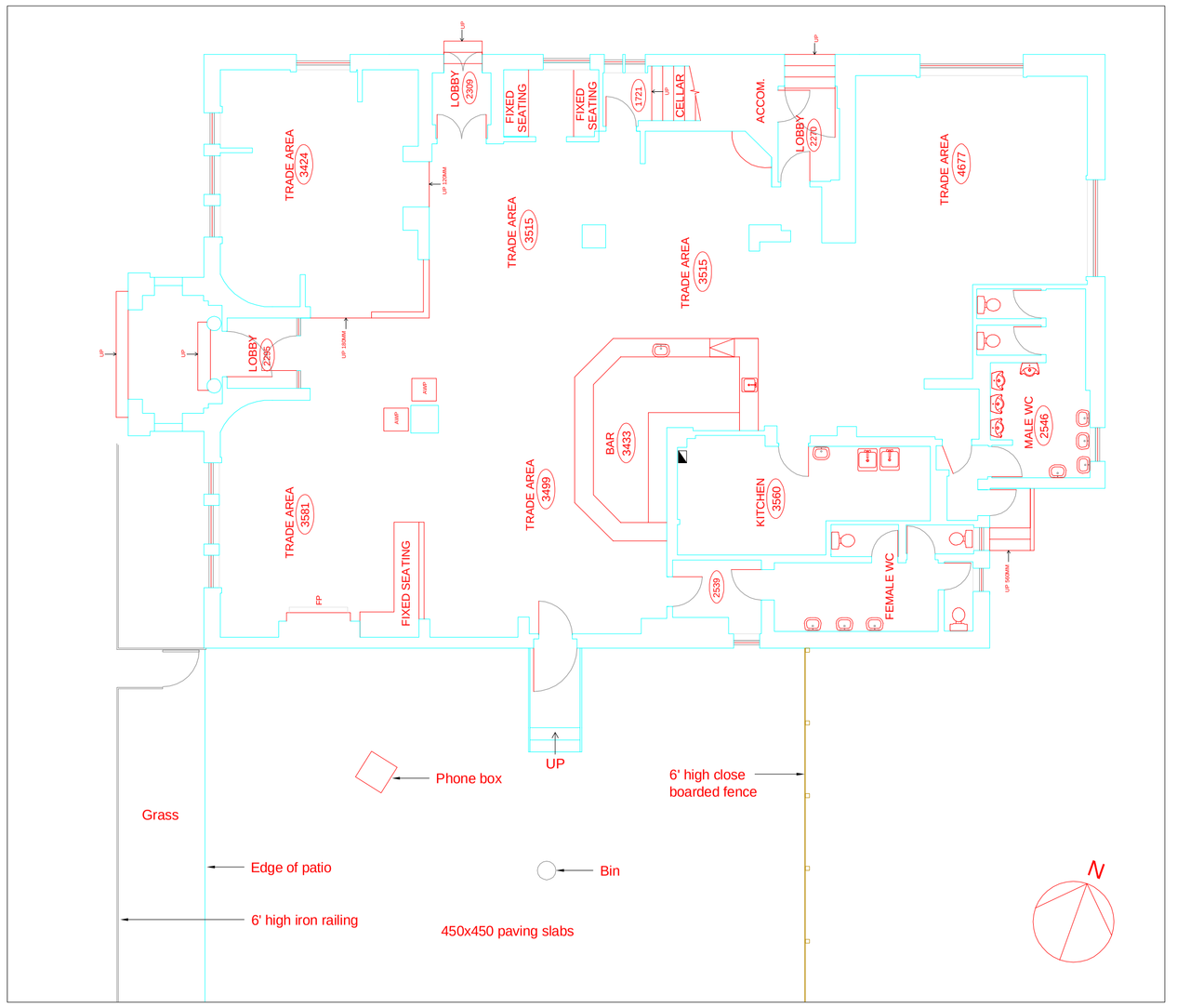

Plan as existing 1:100

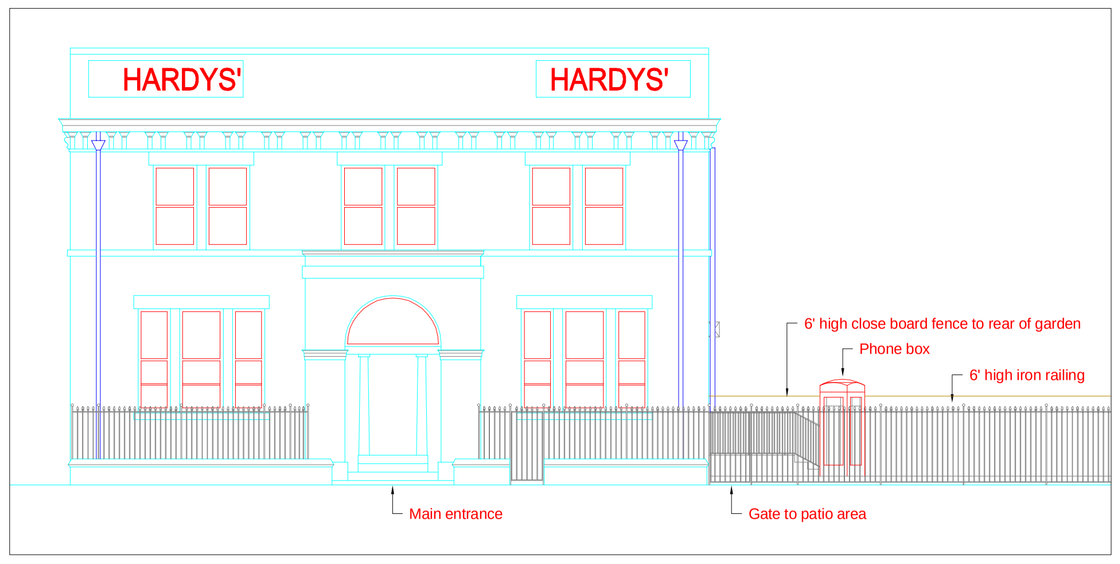

West elevation,
as existing 1:100

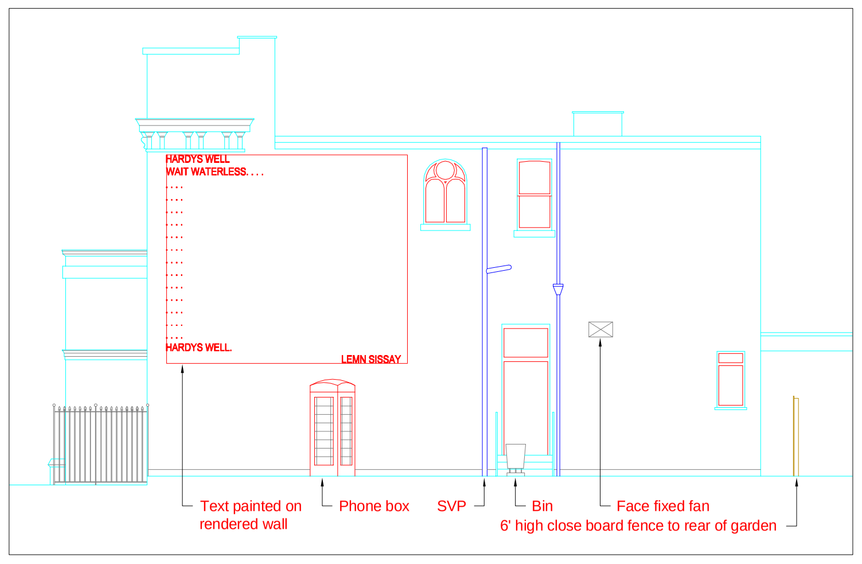

South elevation,
as existing 1:100

1.0 GENERAL NOTES

1.1 THIS INFORMATION IS NOT INTENDED TO PROVIDE A FULL SPECIFICATION OF WORKS & SHOULD BE READ IN CONJUNCTION WITH A SURVEY, SCHEME DRAWINGS & TENDER DOCUMENT.

1.2 ALL WORKS TO COMPLY WITH CURRENT BUILDING REGULATIONS & LOCAL AUTHORITY REQUIREMENTS.

1.3 ELECTRICAL INSTALLATIONS MUST COMPLY WITH IEE 16TH EDITION REGULATIONS FOR THE ELECTRICAL EQUIPMENT OF BUILDINGS & WORKMANSHIP.

1.4 ALL WALLS & CEILING SURFACES; CLASS 1 SPREAD OF FLAME RATING TO BS 476 PART 1, EXCEPT FOR CIRCULATION SPACES WHICH ARE CLASS 0 RATING.

1.5 DIMENSIONS TO BE CHECKED ON SITE.

1.6 ANY FURTHER INFORMATION OF QUERIES ARISING FROM THIS DRAWING SHOULD BE ADDRESSED TO 2C design

Project Title:

HARDY'S WELL - Existing Layout

Installation of Canopy to rear

Project Address:	Drawing Number:		Rev:
257 WILMSLOW ROAD MANCHESTER M14 5LN	2CD-00569		-
	Sheet No 1 of 2	Date: 08-07-08	Scale: 1:1 A1

2C Design Consultants Ltd
The Design Cluster
Puma Way
Coventry CV1 2TT
tel: 0870-850-8330
fax: 02476-792-042
www.2C-design.co.uk

© THIS DRAWING REMAINS THE PROPERTY OF 2C design & MUST NOT BE DIVULGED OR REPRODUCED TO THIRD PARTIES WITHOUT WRITTEN CONSENT