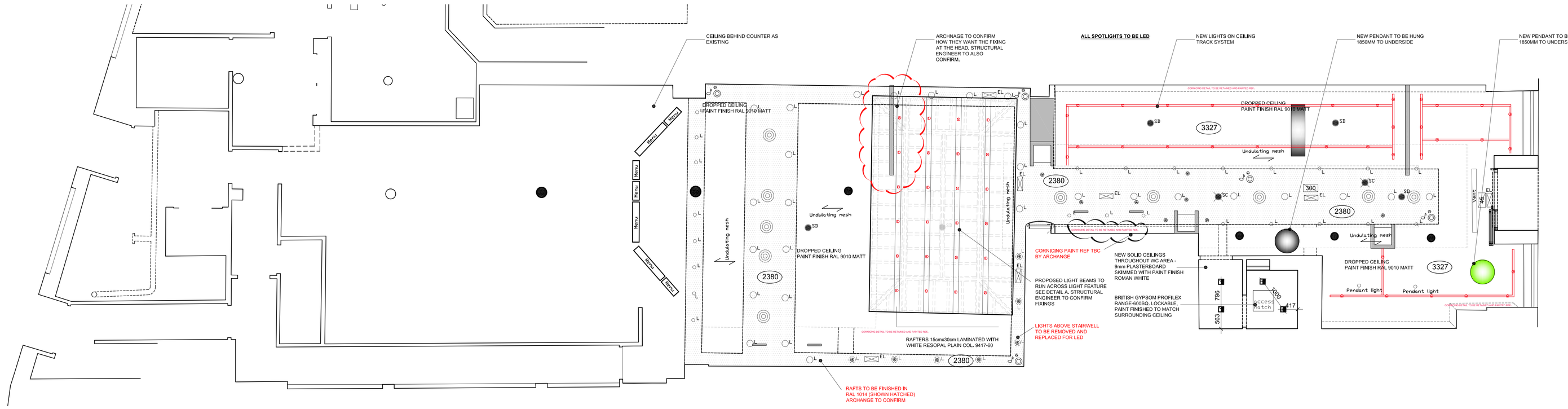


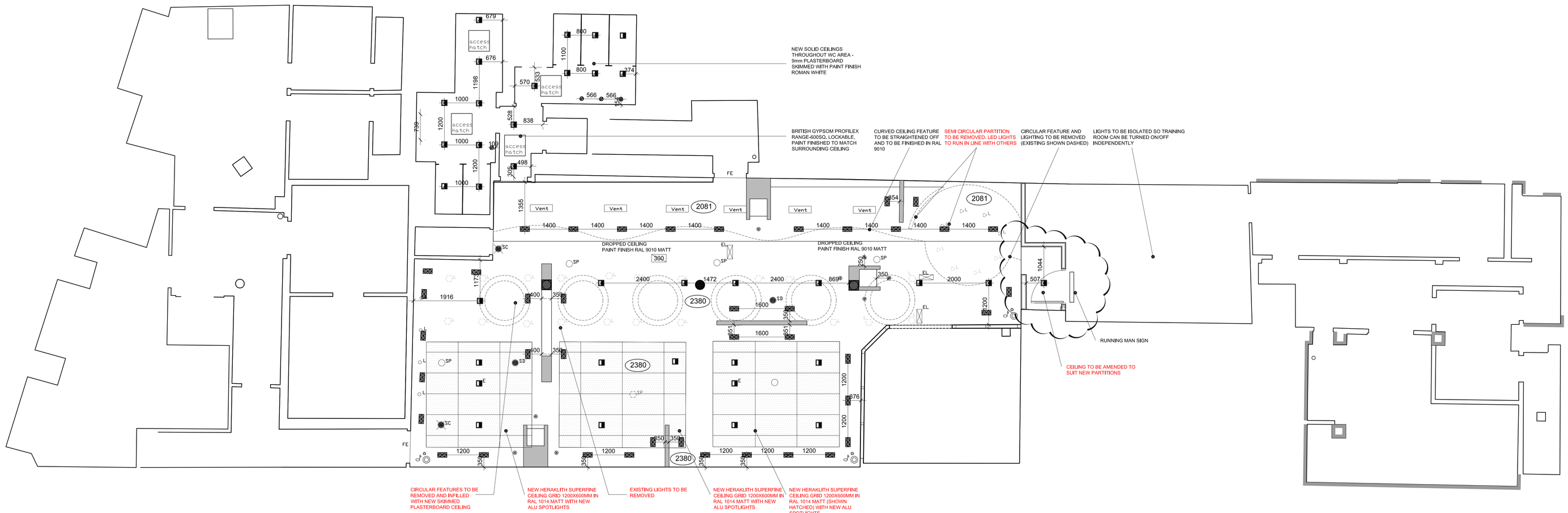


# PROPOSED REFLECTED CEILING PLAN, 1:50

1. LIGHT BEAM DETAIL TO BE REVIEWED BY STRUCTURAL ENGINEER
2. LED SPOTLIGHTS THROUGHOUT AS DISCUSSED AT STAGE 1 MEETING WITH SD
3. NO CEILING BEHIND COUNTER AS REQUESTED AT BRIEFING (RK TO CONFIRM)
4. CIRCULAR FEATURES REMOVED AND INFILLED AS DISCUSSED AT STAGE 1 MEETING WITH SD
5. NEW CEILING GRID IN BASEMENT WITH NEW J1 FITTINGS AS DISCUSSED AT STAGE 1 MEETING WITH SD
6. J1S ABOVE STAIRWELL TO BE REMOVED AND REPLACED FOR NEW LONGLIFE LED
7. SOLID CEILINGS WITH J1 FITTINGS IN TOILETS
8. SEMI CIRCULAR PARTITION REMOVED. LED LIGHTS AROUND STRAIGHTENED OUT
9. RAFTS ON GROUND FLOOR TO BE FINISHED IN RAL 1014 (TBC BY ARCHANGE)


AEW Architects
Century Buildings
St Mary's Parsonage
Manchester M3 2DD
t: +44 (0) 161 214 4270
f: +44 (0) 161 214 4271


**Notes:**
Drawing based on survey

All dimensions to be checked on site prior to commencement on site, Any discrepancies to be reported to McDonald's PM.

Dining Area Ceiling:
Existing ceilings to public areas stripped out and replaced with New layin ceiling 600x600x25 mm Rockfon ENCENS RAL1019, Fire rating DIN EN 13501-1/ B-S1010,

Crew Room Ceiling:
Retain existing ceiling and replace broken tiles as necessary, Ceiling to be painted in Dulux Diamond Matt Jabot.

WC Ceilings:
New solid ceiling throughout, skim finish and painted Dulux Diamond Matt Roman White,

HVAC:
Any alterations to the position of the HVAC grilles to be checked by the HVAC contractor,

Emergency Lighting:
Emergency lighting and fire safety systems by Electrical D&B Contractor, adapted and extended and re-commissioned on completion, Certification Required, All electrical works to be in accordance with BS7671: 2008.

Lighting:
Combination of low energy and LED fittings as schedule, All low voltage fittings to be ordered with lamps and transformers as schedule, New directional lighting and feature pendant lights to be installed as indicated to specialist electrical designers details. All new installations to comply with appropriate Building Regulations, British Standards and Codes of Practice. Layout shows Indicative lighting only and lux levels to be confirmed by Electrical D&B Contractor.

All HVAC grilles, speakers, ceiling grid and associated fittings to be finished in RAL1019 or RAL1019 .

EXISTING CEILING, LIGHTING SYSTEM AND HVAC GRILLES TO BE FULLY RETAINED AND PAINTED OUT IN RAL 1014

LIGHTS TO BE LOCALLY RELOCATED TO AVOID CLASHES WITH NEW PENDANT LIGHTS, WALLS AND FULL HEIGHT TRASH COLUMNS

ELECTRICITY

| SYMBOLS | REFERENCES |
|---|---|
| | ROUND PENDANT LIGHT Ø 700mm HEIGHT UNDER LIGHT :200cm |
| | AKZONOBEL INTERPON - ACIDE EK276F ANTHRACITE EA274F |
| | PENDANT LIGHT RECTANGULAR 400x1500 mm HEIGHT UNDER LIGHT :200cm |
| | ANTHRACITE EA274F |
| | J1 - Recessed Lightbox (Low Energy type TC-TSE, 23watt, E27 lampholder, sealed to IP40), For use in lobbies and toilets. |
| | ALUMINIUM SPOTLIGHT KR1 TARGETTI REF : 1V 7160 QR-CB 51 12V MAX 50W |
| | ALUMINIUM SPOTLIGHT KR1 TARGETTI REF : 1V 7161 QR-CB 51 12V MAX 2x50W |
| | CEILING MOUNTED SPOTLIGHTS ON RAIL SYSTEM |
| 300 | SECURITY BLOC 300 LUMENS |
| 45 | EMERGENCY EXIT 45 LUMENS |
| | RONDSON SPEAKERS |
| | "ARNOULD" WATERPROOF POWER SUPPLY |
| | TBT LIGHTS PLACED IN RAFTER Ø 80mm |
| | L1 - Circular adjustable 9 watt LED downlight, silver in grid, white in rafts. |
| | H2 - 238X144mm Recessed Adjustable Spot Lights with Silver Bezel (Xenon Closed QR-CB 51, 12V, x2 30watt & GU5.3 lampholder). |

= RAL 1014

= RAL 9010

EXISTING CEILINGS TO BE KEPT THROUGHOUT THE STORE AS WELL AS THE ELECTRICITY. IN THE AREAS OF NEW PARTITION AND WALLS ARE ADDITIONAL LIGHTS.

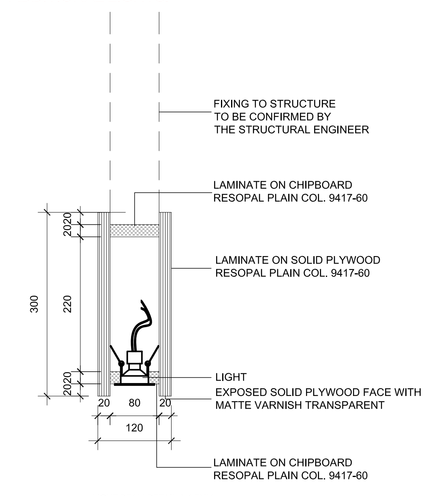


LIGHT BEAM DETAIL A 1:5MM

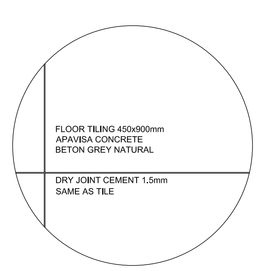


FLOOR TILE DETAIL 1:5

LIM EXTREME

| REV. | DATE | DESCRIPTION | BY | CHECKED |
|---|---|---|---|---|
| B | 19.10.11 | DRAWINGS UPDATED TO SUIT ARCHANGE'S NEW HERAKLITH CEILING, NEW ALU SPOTLIGHTS, SEMI CIRCULAR PARTITION | JR | DP |
| A | 30.09.11 | SCHEME CHANGE FROM LIM POST TO LIM EXTREME | JR | DP |

GENERAL NOTES:
All works are to be undertaken in accordance with the Building Regulations and the latest British Standards.
All proprietary products are to be installed and used strictly in accordance with the manufacturers recommendations.
All dimensions to be checked on site prior to construction.

PROPOSED DEVELOPMENT AT: ST ANS SQUARE, MANCHESTER — STORE No.: 1076

ON BEHALF OF: McDonald's Restaurants Ltd

DRAWING TITLE: REFLECTED CEILING PLAN

| DRAWN BY | CHECKED BY | DRAWING No. | REV No. |
|---|---|---|---|
| JR | DP | 4643_1076_0051 | B |

SCALE & SIZE: 1:50@A0 — DATE: 21.07.11


AEW Architects
Century Buildings
St Mary's Parsonage
Manchester M3 2DD
t: +44 (0) 161 214 4270
f: +44 (0) 161 214 4271