NOT FOR CONSTRUCTION PURPOSES

FOR DISCUSSION & APPRAISAL ONLY

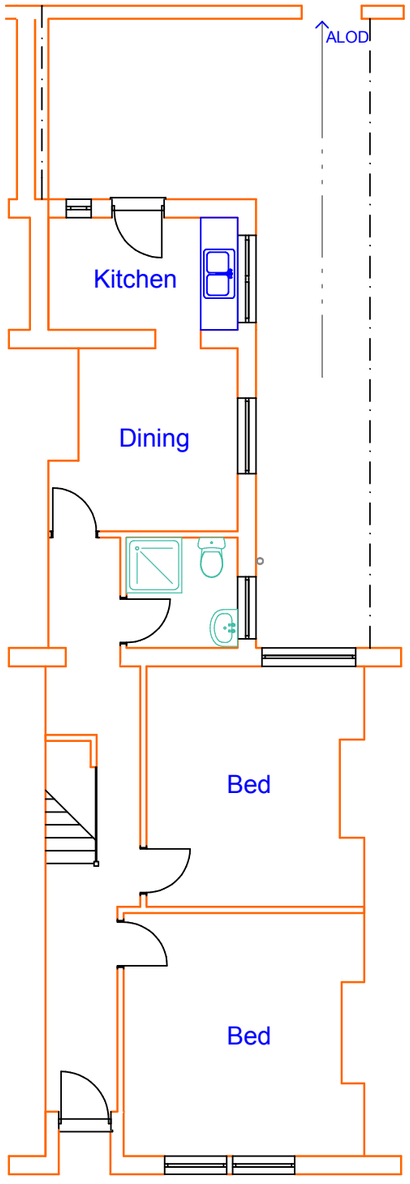

Existing Ground

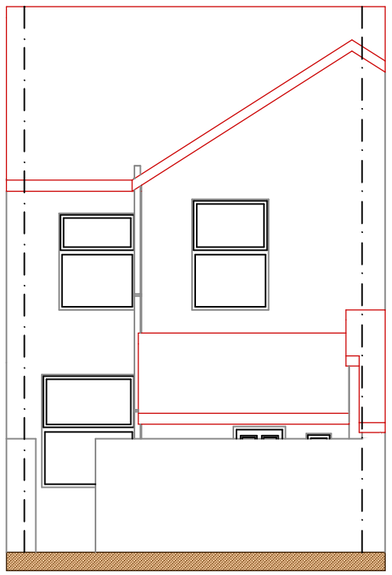

Rear

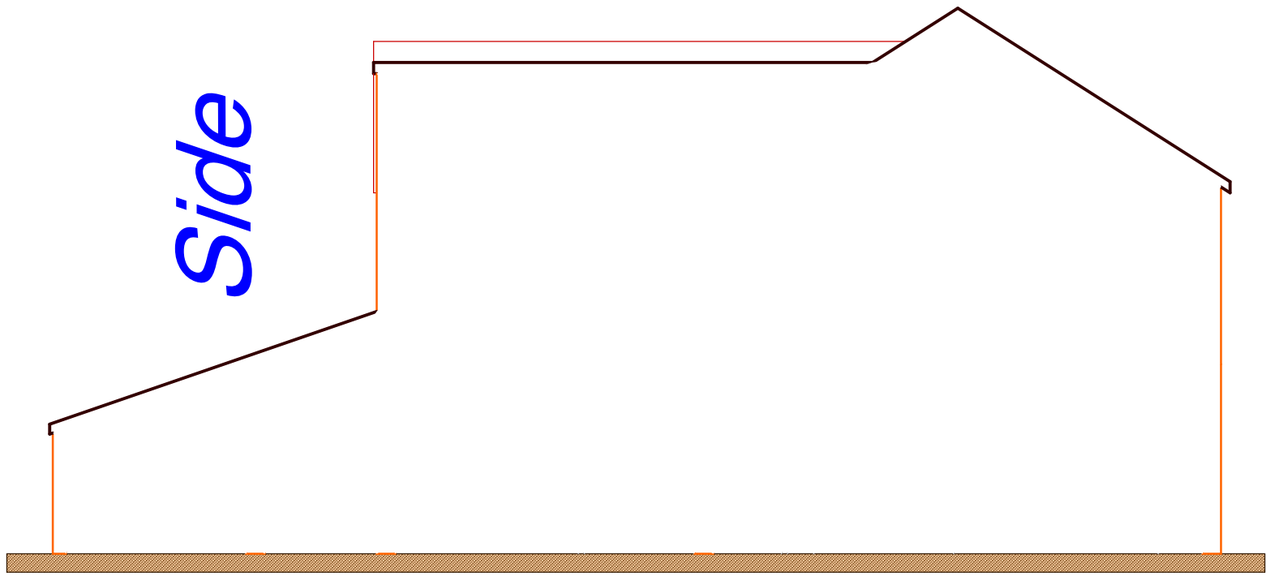

Side

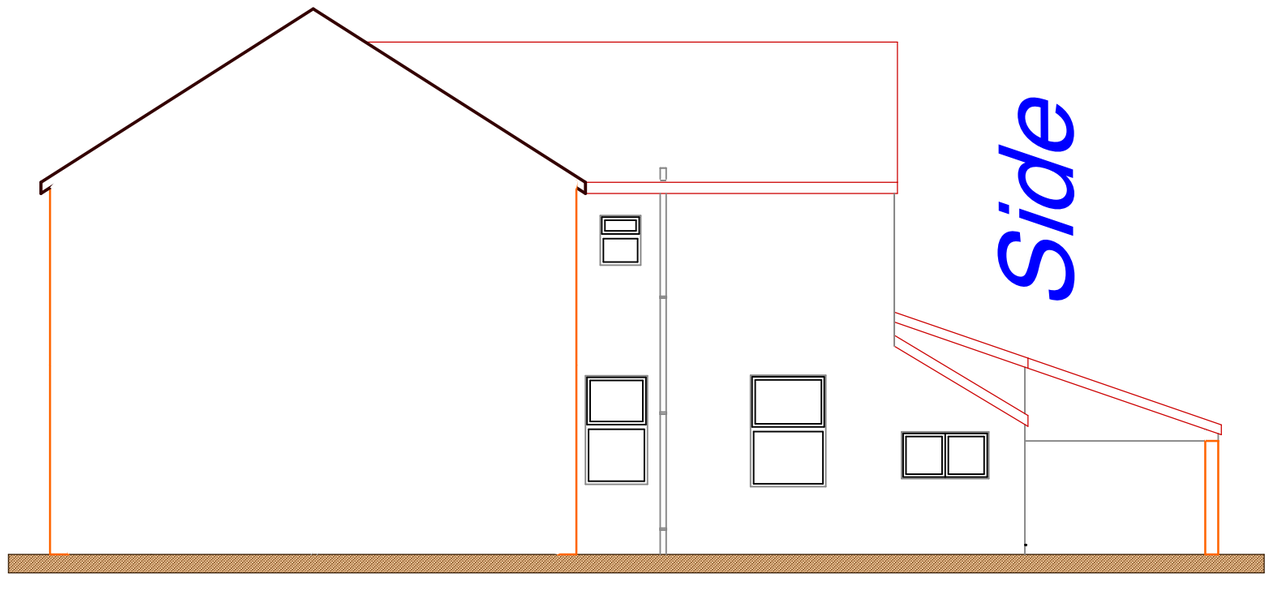

Side

P1/5

Notes:- This drawing is COPYRIGHT no copy or alteration may be made without our prior permission

DO NOT SCALE FROM THIS DRAWING FOR SETTING OUT OF WORKS

Goodchild Architectural

Chartered Architectural Technologist

62 Belmont Ave, Springhead,
Oldham, OL4 4RS.
Tel : 079-000-000-45



Scale: *1:100*

Client: *Mr. Anil Aggarwal*

Date: *April 2012*

Address: *38 Mabfield Rd., Manchester, M14 6LW*

Dwg. No. Rev. *T1092.5*

Title: *Kitchen Extension*

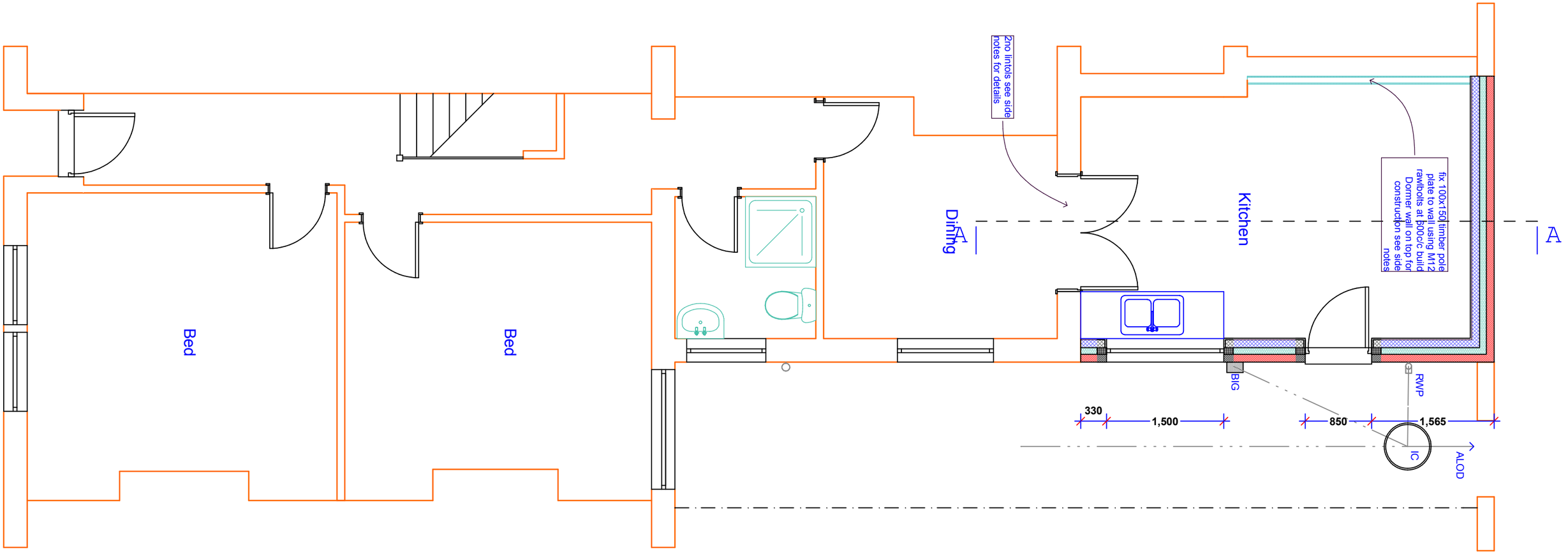

Proposed Ground

NOT FOR CONSTRUCTION PURPOSES

FOR DISCUSSION & APPRAISAL ONLY

P2/5

Notes:- This drawing is COPYRIGHT no copy or alteration may be made without our prior permission

DO NOT SCALE FROM THIS DRAWING FOR SETTING OUT OF WORKS

Goodchild Architectural

Chartered Architectural Technologist

62 Belmont Ave, Springhead,
Oldham, OL4 4RS.
Tel : 079-000-000-45

Scale: *1:50*

Client: *Mr. Anil Aggarwal*

Date: *April 2012*

Address: *38 Mabfield Rd., Manchester, M14 6LW*

Dwg. No. Rev. *T1092.5*

Title: *Kitchen Extension*

Rear

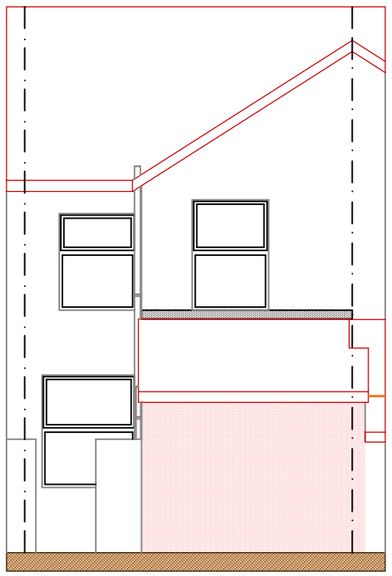

Side

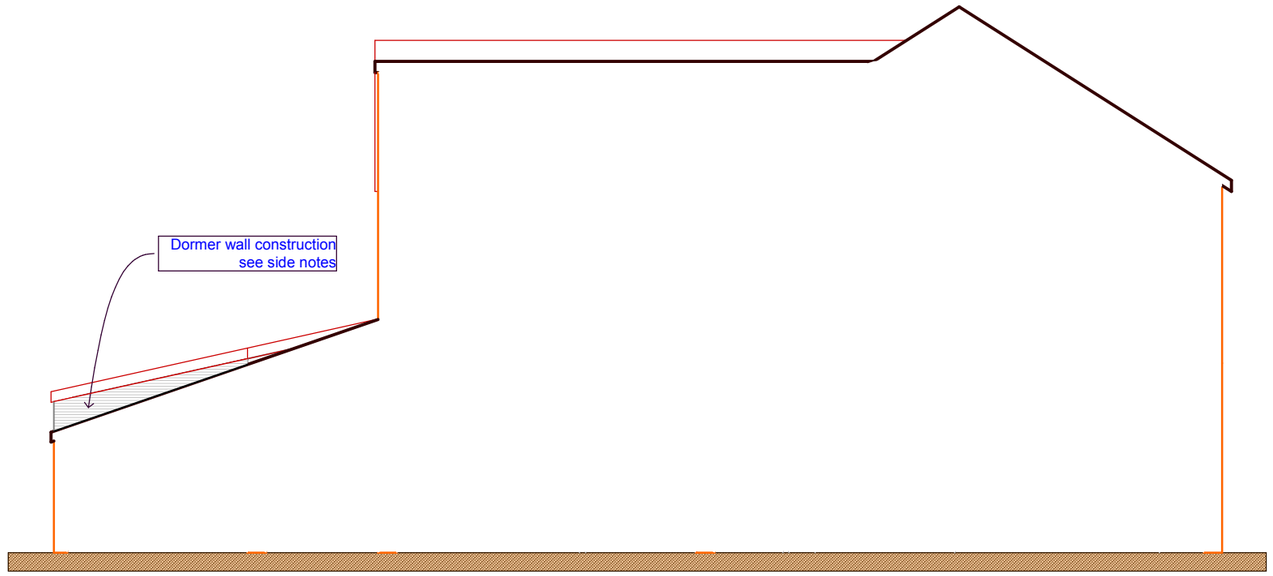

Proposed

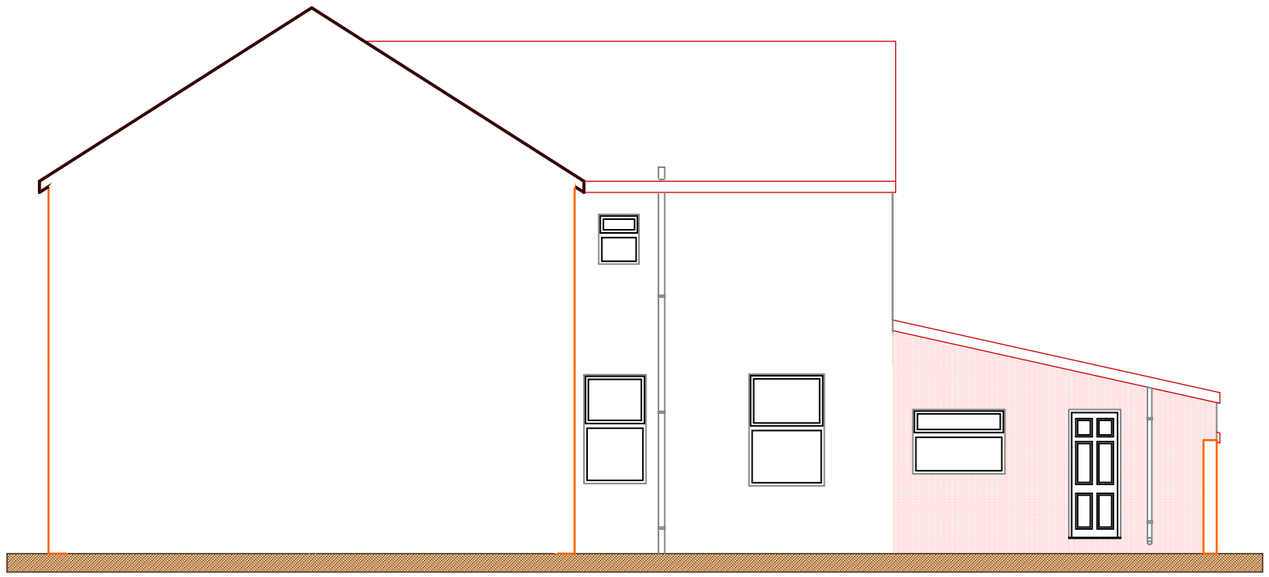

Side

NOT FOR CONSTRUCTION PURPOSES

FOR DISCUSSION & APPRAISAL ONLY

Notes:- This drawing is COPYRIGHT no copy or alteration may be made without our prior permission

DO NOT SCALE FROM THIS DRAWING FOR SETTING OUT OF WORKS

Goodchild Architectural

Chartered Architectural Technologist

62 Belmont Ave, Springhead,
Oldham, OL4 4RS.
Tel : 079-000-000-45

Scale: *1:100*

Client: *Mr. Anil Aggarwal*

Date: *April 2012*

Address: *38 Mabfield Rd., Manchester, M14 6LW*

Dwg. No. Rev. *T1092.5*

Title: *Kitchen Extension*

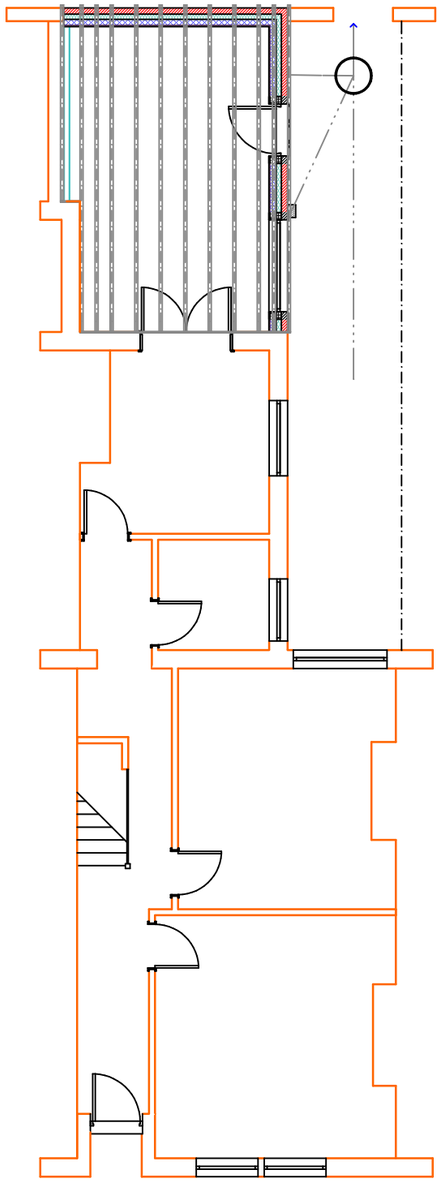

Roof Structure

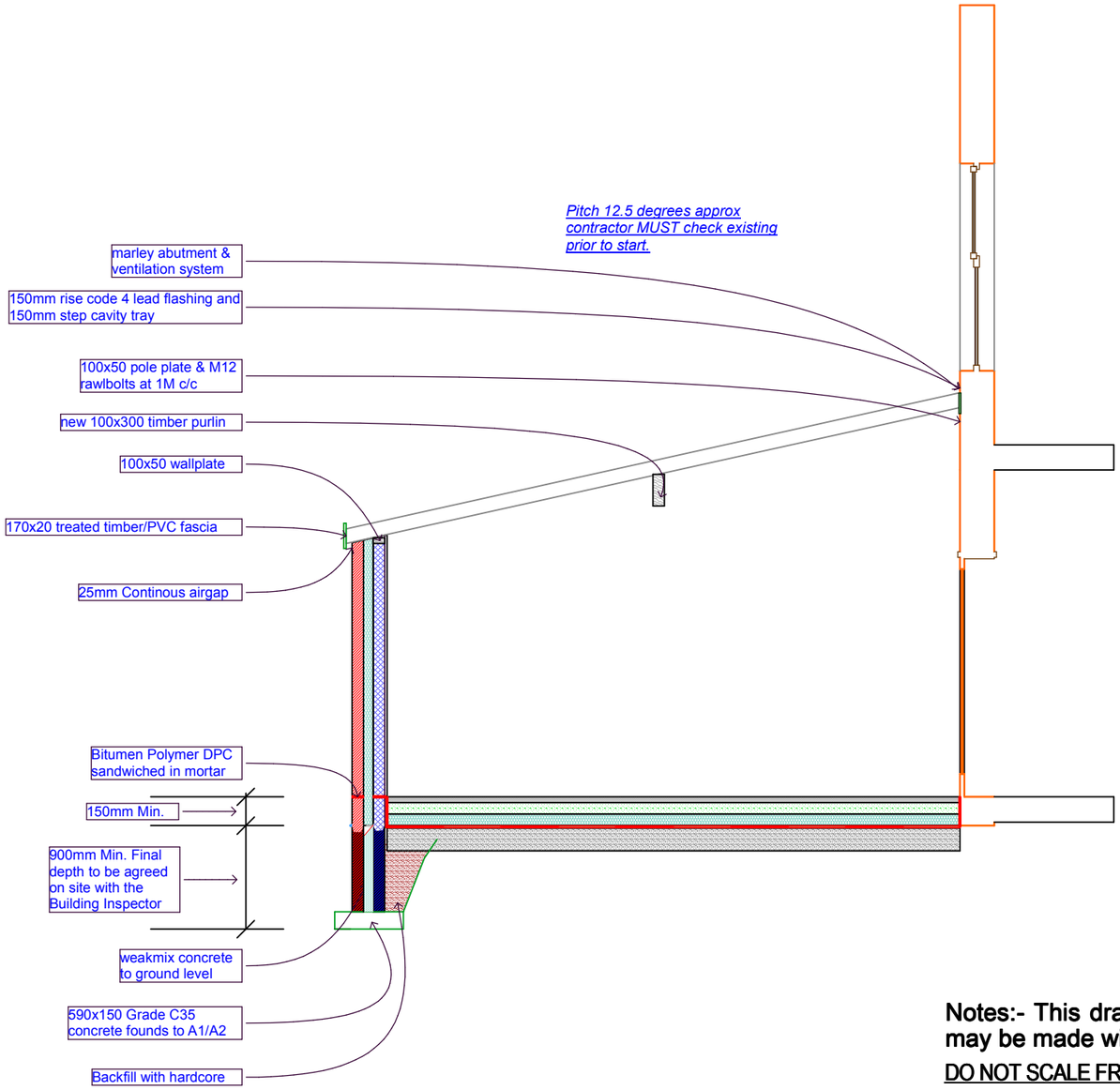

A-A

NOT FOR CONSTRUCTION PURPOSES

FOR DISCUSSION & APPRAISAL ONLY

Notes:- This drawing is COPYRIGHT no copy or alteration may be made without our prior permission

DO NOT SCALE FROM THIS DRAWING FOR SETTING OUT OF WORKS

Goodchild Architectural

Chartered Architectural Technologist

62 Belmont Ave, Springhead,
Oldham, OL4 4RS.
Tel : 079-000-000-45

Scale: *1:50 1:100*

Date: *April 2012*

Dwg. No. Rev. *T1092.5*

Client: *Mr. Anil Aggarwal*

Address: *38 Mabfield Rd., Manchester, M14 6LW*

Title: *Kitchen Extension*

FLOOR CONSTRUCTION

50 mm sand and cement screed on 100mm C35 grade concrete slab, on500 gauge visqueen membrane laid onto, 75mm thick KINGSPAN therma floor TF70, run 25mup sides of slab. On 1200 gauge visqueen DPM lapped and/or taped joints, run up sides and under DPC. On 20mm sa blinding on 200mm min layer or rolled stone hardcore.

WALL CONSTRUCTION

Matching 102mm facing bricks, 85mm cavity with 5no Double drip triangle type, stainless steel brick ties/m2 and every 300 around jambs. Lay 85mm EARTHWOOL DRITHERM CAITY SLAB 32 in cavity next to 100mm THERMALITE SHIELD blocks, 9.5mm plasterboard and skim on dabs. All to give a U-Value of 0.28 W/m2K.

Lintols to internal WAlls: NAYLOR R6 100x145 concrete lintols

Tie all new work to existing with continuous cavities.Seal cill and reveals with SHIELD blocks

INTERNAL WALLS: 75x50 stud framing at 400c/c, 2no 12.5mm plasterboard and skim to both sides and stagger joints. Insert 75mm fibre-glass quilt between studs as sound insulation.

Bricks to be 20N minimum strength with 1:1:6 mortar and 1:1/4:3 below DPC

Common bricks to founds
CATNIC CG70/100 or CGH70/100 lintols over externall wall openings with 150mm end bearing and weepholes every 4th perpend

ROOF CONSTRUCTION

Matching MARLEYMODERN tiles, smooth with 100mm headlap

SLOPING CEILING
on 35x25sw battens on PROCTOR DALTEX ROOFSHIELD breathable roof tile underlay on 50x150 rafters at 400ctrs tied at 2m ctrs with 30x5 galvanised ms straps to gable, turn strap over uncut block in cavity and over 50x50 noggins between 3 no. rafters. Tie rafters and wallplate to wall at eaves with 1m longx30x5 galvanised ms straps at 2m ctrs vertically down wall and connect rafter to wallplate with truss clips. Lay 75mm CELOTEX FR4000 between rafters, ensure 50mm airgap over. Add 60mm CELOTEX FR4000 under and visqueen vapour check, with 12.5mm plasterboard and skim. All to give a U-value of 0.2W/m2K

GENERAL NOTES

THERMABATE DPC to all jambs. (side and cill)

All structural timber to be treated and SC3 grade. (unless specified otherwise)

Background ventilation is as follows:-
8000M2 min equivalent area in each habitable room. 2,500M2 min. equivalent area in each wet room. The ventilators should be located at least 1700mm from the floor and 500mm from any extract fan required.
Under cut each door a min. of 10mm above the floor finish.

Windows to open 5% of the floor area, if the window opens more than 30degrees, or 10% for under 30 degrees
Thermabate DPC to all brickwork jambs (side and cills). Draught seals are to be fitted on all openable elements of doors and windows, which are to be made of timber or PVC. Use double glazing units with a minimum 16mm air gap, ARGON filled and PILKINGTONS K glass or similarto inner pane.

HEPSEAL 100mm Salt glazed or 110mm Plastidrain pipes to fall at 1 in 40, bedded on 100mm thick pea gravel (10mm nominal size). Where drains are within 1M of the building take the founds down to invert level. Where drains are under building cover in 150mm of concrete. Take founds to invert level and insert 2no 100x150 RC lintels over where drains pass through walls. All to BS8301

Polypropylene IC, maximum depth 950mm. 480mm dia. (PPIC by HEPWORTH)

40x75 deep seal trap to sink, 40mm waste into rodable type BIG. Waste to finish below top of grid but above water level

All sanitary pipe work to be to BS 5572:78. Hot and Cold water supply to be fitted to all sinks, wash basins, baths or showers.

RAINWATER GOODS: 112mm dia
PVC guttering to run into 68mm PVC downspouts and into trapped access gullies

NOTE: All drain runs that are shown are assumed. The contractor should identify all drain runs as work commences and inform either the Local Authority Inspector and/or the architect, if there are any differences. Where any new drains have to go onto adjacent property, then permission must be sought from the owner.

Fit extract fan to Kitchen to give 60 litres/sec. extraction rate, or use a fan adjacent to the hob with 30 litres/sec extraction, operated by a remote switched spur and vented to outside air

All hot water or heating pipes passing through an unheated space, are to be insulated with materials having a K value of not exceeding .035W/mk. With a thickness equal to the outside diameter of the pipe. (up to a maximum of 40mm)

The extension of the heating system, is to incorporate: zonal timing and boiler interlock controls as detailed in Building Regs L1. With thermostatic valves to each radiator.

ELECTRICAL SPECIFICATION ESSENTIAL DESIGN POINTS:- The installation will be designed, installed, inspected and tested to the standards required by PART P of the Building Regulations. A competent Electrician (as described in PART P) will undertake the work and an installation certificate will be provided.

Prior to commissioning, the installation will be tested by an electrician competent in testing and holding a suitable qualification. All testing is to be a comprehensive test, including tests for continuity and earth loop impedance.

ANY ELECTRICAL installation undertaken by someone who is not registered with NICEC or ECA, must provide an installation certificate together with a test certificate prepared by a member of NICEC or ECA

The proposed domestic electrical installation will be installed in accordance with BS7671 and the current 16th edition of the IEE regulations. Best practice as endorsed by these regulations will be applied on site

DESIGN POINTS:- The following specification is for domestic installations in houses and extensions. Ring main power circuits can include sockets to clients spec up to a maximum 100M2 floor area.

The Kitchen will be serviced by in independent radial circuit using 4mm cable protected with a 20amp MCB. Fixed fittings connected via fused spur box.

A Cooker control panel will be provided and installed using 10mm cable protected with a 40amp MCB

Any External lighting and sockets that are outside the Equipotential zone primarily for external use. Will be wired back to a 13amp spurred socket protected by a RCB

All cables will be positioned in suitable safe zones running vertically or horizontally from switches and power points, or within 150mm of room corners.

Earthing and bonding will be provided adjacent to fixed fittings including showers.

LIGHTING POINTS:
1 in 4 or 1/25M2 of all new light fittings (those which are expected to be the most used) are to have fittings that will only accept bulbs with a luminous efficacy of greater than 40 lumens/circuit watt

Dormer walls:
exterior finish to match existing roof finish (slates or roof tiles) on 38x25sw Battens on Sarking Felt to BS 747 on 12.5mm WBP grade sheathing ply on 50x100 studs at 400c/c. Use 100x100's at corners, windowjambs and head and sole plates. LAy 100mm KINGSPAN KOOLTHERM bats between studs on visqueen vapour check to finish. Screw ply to Studs at 450c/c. Use Code4 lead flashing at junction of all roofs to walls on all sides

Notes:- This drawing is COPYRIGHT no copy or alteration may be made without our prior permission

DO NOT SCALE FROM THIS DRAWING FOR SETTING OUT OF WORKS

Goodchild Architectural

Chartered Architectural Technologist

62 Belmont Ave, Springhead,
Oldham, OL4 4RS.
Tel : 079-000-000-45

Scale:

Date: *April 2012*

Dwg. No. Rev. *T1092.5*

P5/5

Client: *Mr. Anil Aggarwal*

Address: *38 Mabfield Rd., Manchester, M14 6LW*

Title: *Kitchen Extension*