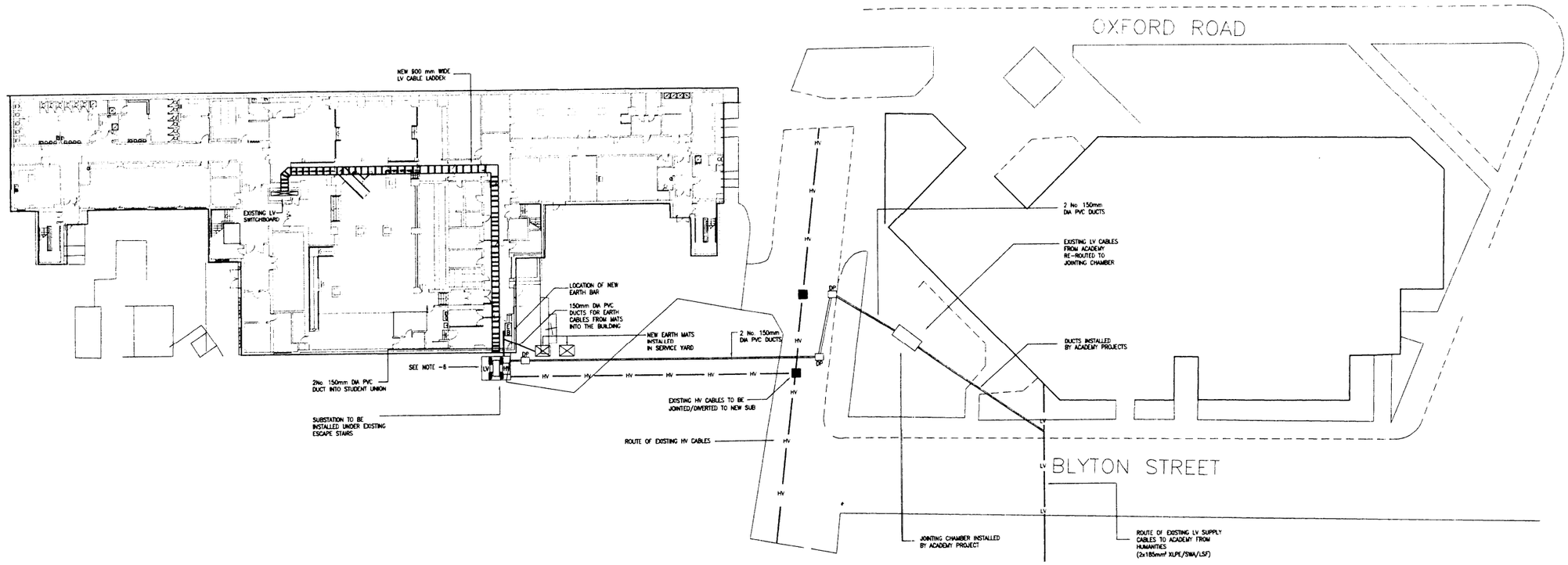

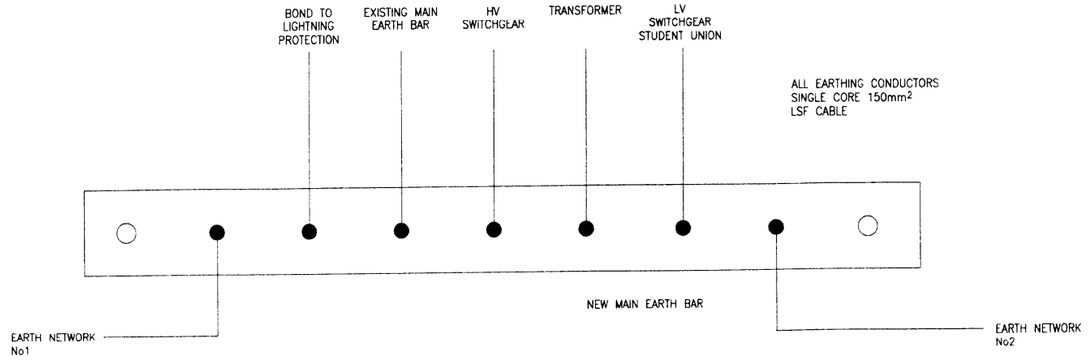

EARTHING SCHEMATIC

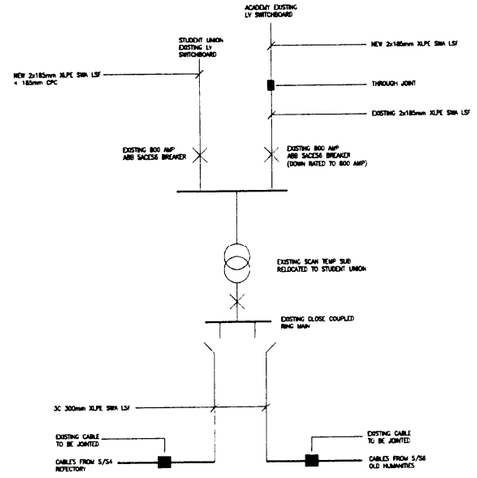

DISTRIBUTION SCHEMATIC ON COMPLETION

NOTES:

1. THIS DRAWING SHALL BE READ IN CONJUNCTION WITH THE RELEVANT SECTION OF THE SPECIFICATION FOR THESE WORKS
2. ALL HV CABLES TO THE TRANSFORMER SHALL BE CLEATED TO THE CABLE LADDER
3. REFERENCE SHALL BE MADE TO THE RELEVANT SCHEMATICS AND DETAILS IDENTIFYING THE TRANSFER OF SUPPLIES AND METHOLOGY OF TRANSFERRING AND MAINTAINING SUPPLIES
4. ALL CABLE LADDERS AND SUPPORTING STEELWORK TO HAVE A GALVANISED FINISH
5. HV CABLE DUCTS TO BE 150mm DIA RIGID WALL RED PVC ENGRAVED "PROPERTY OF THE UNIVERSITY OF MANCHESTER"
6. EXISTING TRANSFORMER OIL TO BE REPLACED WITH MIDEL TRANSFORMER FLUID

PLANNING
ACK'D
REPLIED
RECD 03 SEP 2008
M
M
M
FOL ACTION

Initial	Date		Rev
S.W	AUG 2008	NOTE 6 ADDED SUBSTATION LOCATION REVISED	A

Drawing Status: TENDER DRAWING

Key Plan

DSSR
CONSULTING ENGINEERS

Offices in: Manchester, Birmingham, London, Harrogate, Glasgow
Warwick House, 17 Warwick Road, Manchester, M16 0PY
0161 872 4811 tel, 0161 872 7335 fax, manchester@dssr.co.uk

Job name: UNIVERSITY OF MANCHESTER ELECTRICAL INFRASTRUCTURE UPGRADE

Title: STUDENT UNION SUBSTATION

Architects: MANCHESTER THE UNIVERSITY of MANCHESTER
The Office of the Director of Systems, The Mason Building, Oxford Road, Manchester M13 9PL

PROJECT NO. PN5087

Drawn	S.W	Scale	1:100 @ A0
Checked	A.J.M	Date	JAN 08
Job Number	Drawing Number		Revision
3704	M3704-1-E02		A

Original Drawn on AutoCADLT 2004 T.MC