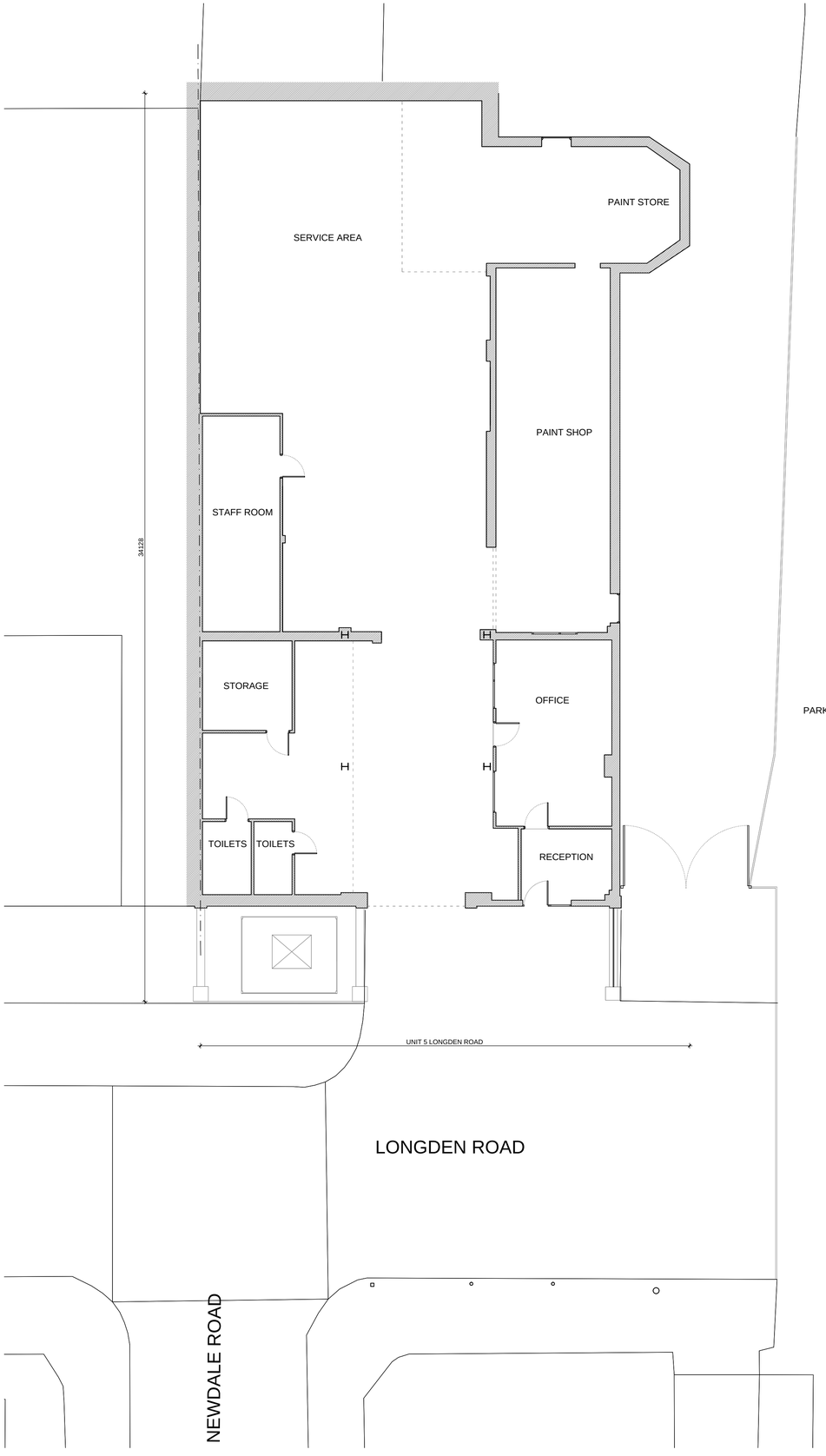

5M 25M 50M

SCALE 1:500

1M 5M 10M

SCALE 1:100 @ A1

EXISTING GROUND FLOOR PLAN
SCALE 1:100 @ A1

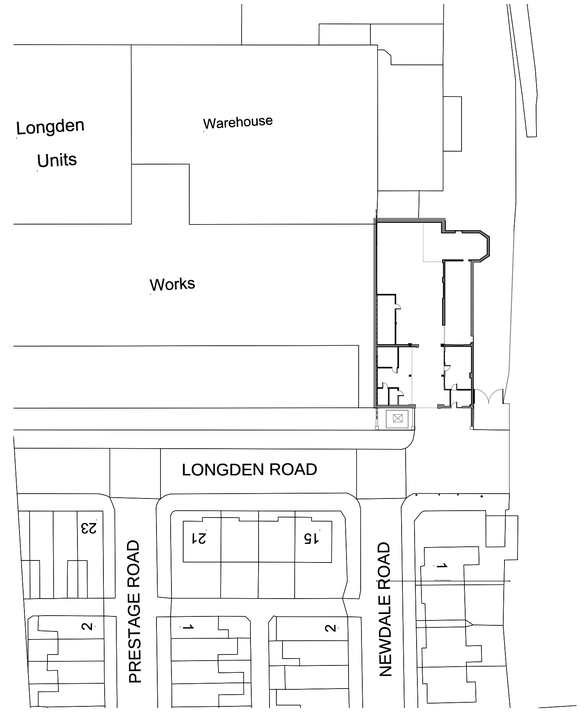

BLOCK SITE PLAN
SCALE 1:500 @ A1

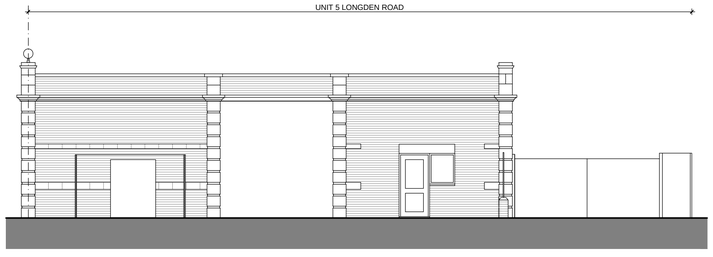

EXISTING SOUTH ELEVATION
SCALE 1:100 @ A1

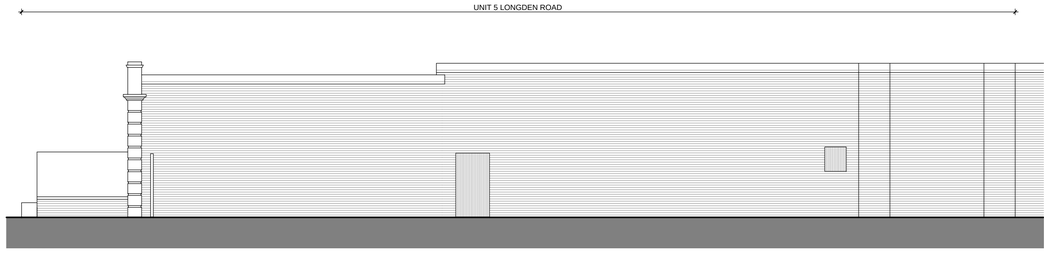

EXISTING EAST ELEVATION
SCALE 1:100 @ A1

GENERAL NOTES

This drawing is copyright. All rights reserved

All dimensions are in mm unless otherwise stated

All dimensions shall be checked on site prior to commencing the works and errors and omissions to be reported to the architect.

If this drawing forms part of an application for planning permission on behalf of the applicant named below, it shall not be used for any other purpose without the express permission of Consultant Line Architects Ltd.

Boundary lines are shown approximate and drawn based on location of existing fences. It has been shown to assist in the planning process and should not be used for any other purposes or depend on as legal boundaries in which legal advice should be sought from a solicitor.

Information in this drawing should not be considered as detailed measured land and/or building surveys. It has been produced for the scale referred to in the drawing. It may contain information for illustrative purposes only.

If this drawing forms part of planning application, the information contents will be subject to Structural Engineer's appraisal and recommendations. The drawing also subjects to existing utility surveys including manholes and drains carried out by others. Below ground services including drains design have not been considered at planning stage. Planning drawings may not include any drains, SVP and RWP.

This drawing may incorporate information from other professionals. Consultant Line Architects Ltd cannot accept responsibility for the integrity and accuracy of such information. Any clarification and/or additions that are required appertaining to such information should be sought from the relevant profession or their appointment representative as listed below.

N

REV DATE DESCRIPTION

PLANNING ONLY

CONSULTANT LINE ARCHITECTS LTD
PO BOX 473, NEW MALDEN, SURREY, KT3 9DZ
Tel: 0800 04 887 49 Fax: 0203 318 0185
www.consultantline.co.uk enquiry@consultantline.co.uk

CLIENT
MR MUDASSER KHAN

PROJECT TITLE
UNIT 5 LONGDEN ROAD

DRAWING TITLE
EXISTING PLANS AND ELEVATIONS

SCALE	DATE	DRAWN	CHECKED
1:100/500 @A1	27.JUL.2011	TG	SH

JOB NO.	DRAWING NO.	REV
1121	P01	

© COPYRIGHT CONSULTANT LINE ARCHITECTS LTD 2005-2011