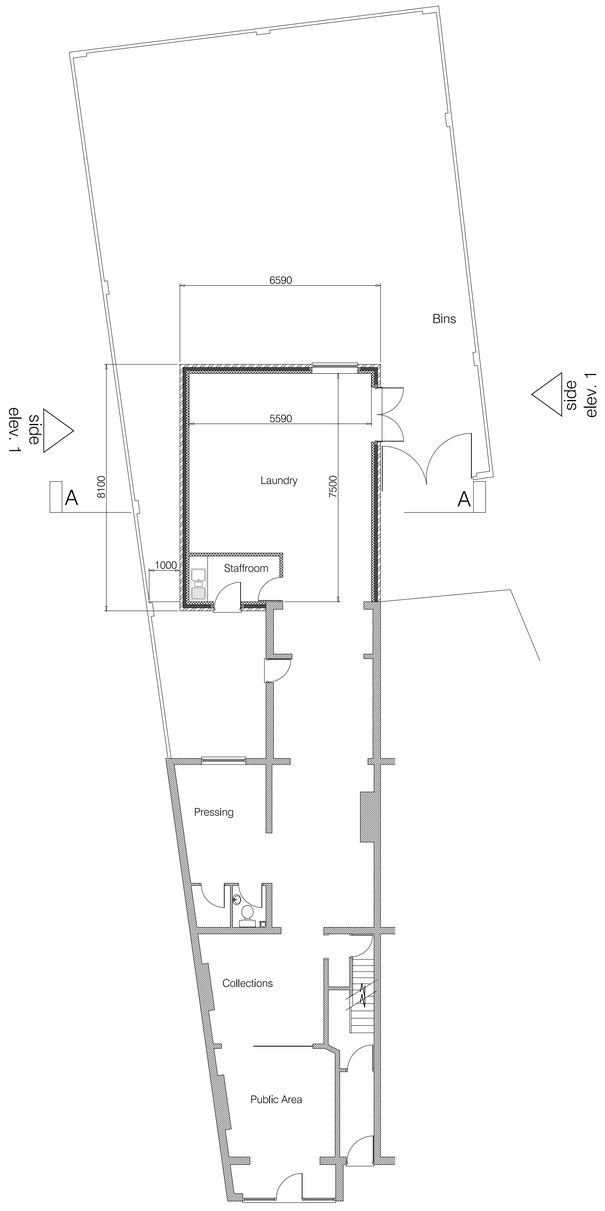

PROPOSED GROUND FLOOR PLAN

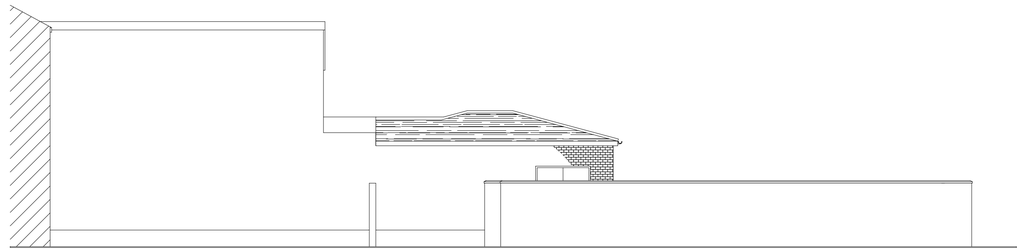

PROPOSED SIDE ELEVATION 1



PROPOSED REAR ELEVATION

Brickwork & roof materials to match or closely harmonise with existing.

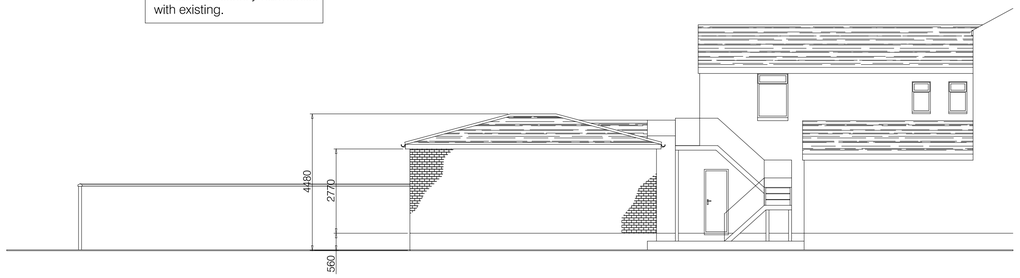

PROPOSED SIDE ELEVATION 1

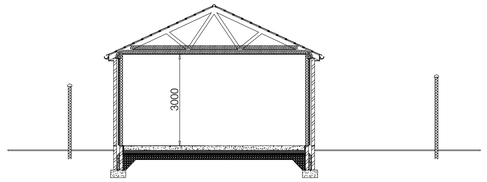

SECTION A-A



BLOCK PLAN
1:500

0,0 5,0 10,0 15,0 20,0 25,0 30,0 35,0
metres



LOCATION PLAN
1:1250

0,0 12,5 25,0 37,5 50,0 62,5 75,0 87,5
metres

GENERAL:

Do not scale. Check all dimensions on site.

This is a '**Scheme Drawing'** and is intended to illustrate the general arrangement of the project proposals. As it stands this drawing does not include all of the detail necessary for a full plans building regulations application.

nsure complience with all items specified under the Party Wall Act 1996, including issue of all requisite notices.

Contractor to comply fully with the Construction Design and Management regulations 1994 (CDM), and the Workplace (health and safety) regulations, and advise the Health and Safety Executive at all applicable stages before any appropreate work commences.
Regenic Building Design offers no guidance on the above regulations.

The building contractor is entirely responsible for the method of working, temporary supports and the structural integrity of this property and that of adjacent buildings which are within influencing distance of the works during the construction period.

Client
Mr A Namvar

Project Name and Address
Proposed Rear Extension To:
Village Dry Cleaners
38 Manchester Road
Chorlton-cum-Hardy
Manchester
M21 9PH

Title
Proposed Plans & Elevations

Regenic BUILDING DESIGN
Woodville House, Woodville Street,
St Helens, Merseyside.
WA10 1ET
Tel / Fax : 01744 622361
e-mail: info@regenicbuildingdesign.co.uk
www.regenicbuildingdesign.co.uk

Drawn	Checked	
MJF		
Date	Scale	Drg. Size
Nov 2009	1:100 & as noted	A1

0,0 1,0 2,0 3,0 4,0 5,0 6,0 7,0
metres

Drawing No.
2165 - 102 A

Status
PLANNING DRAWING

Rev A 25.11.09 Scheme Revised