DO NOT SCALE - IF IN DDUBT ASK

Existing

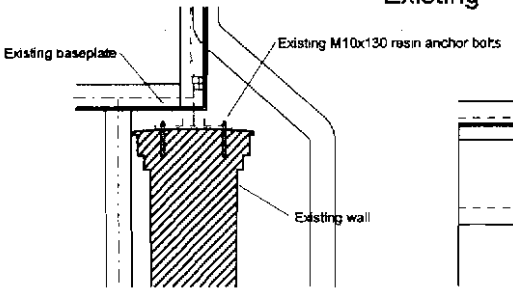

DETAIL 'A' - Side Elevation

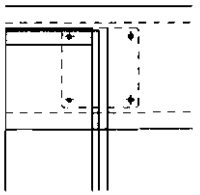

DETAIL 'A' - Plan View

Site Instruction

1/ Cut off or drill out existing anchor bolt heads (4no per baseplate) on both sides of shelter using suitable tooling to discretion of site engineer.

2/ Remove existing baseplate from coping of wall.

3/ Fill in holes with suitable filler, smooth off and touch up to discretion of stone mason or replace coping to instruction of others.
Please note material specifications to be supplied by Rank

Scale 1:20 @ A3

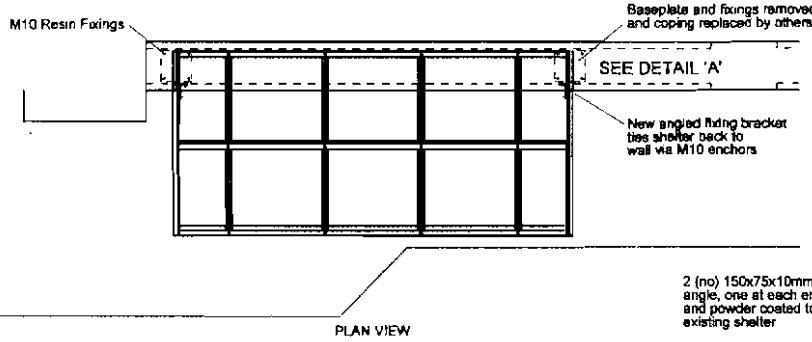

PLAN VIEW

Proposed

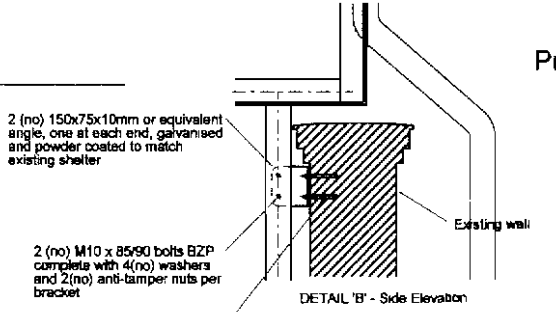

DETAIL 'B' - Side Elevation

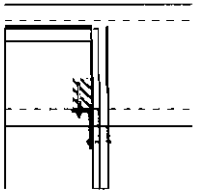

DETAIL 'B' - Plan View

Site Instruction

1/ Bolt on new 150x75x10mm (or equivalent) angle brackets using M10 bolts, washers and anti-tamper nuts. (1no bracket at both ends of shelter with 2no fixings per bracket).

2/ Drill suitable holes into wall and resin fix M10 x 130 anchor bolts to secure shelter to wall at both ends (2no fixings per bracket)

3/ Touch up any areas where necessary with metatec galv spray and colour match paint to shelter

4/ Ensure working area is clean and tidy.

Scale 1:20 @ A3

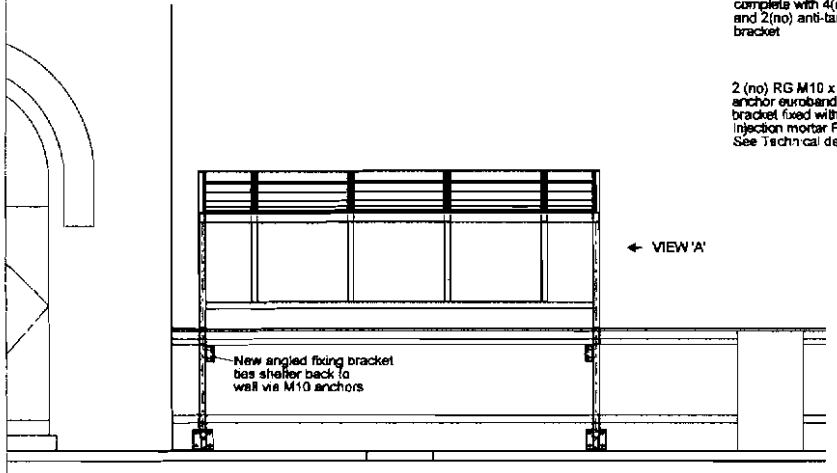

FRONT ELEVATION

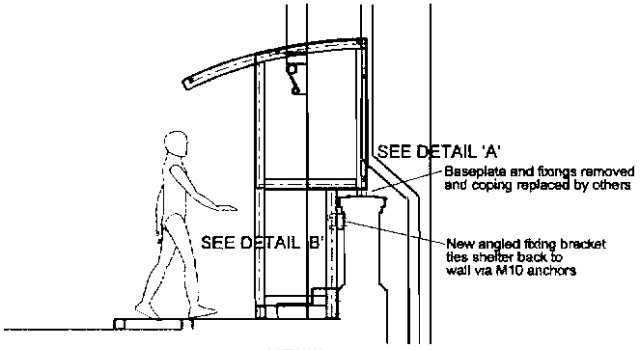

VIEW 'A'

No	remarks	date	by	check by
[A]	Proposed support fixing brackets amended to the inside of shelter	31/03/08	SJB	>
[B]	>	>	>	>
[C]	>	>	>	>
[D]	>	>	>	>
[E]	>	>	>	>
[F]	>	>	>	>

Directory Path: F:\

Fabrication Tolerances

0mm - 300mm	= +/- 0.5mm
301mm - 1000mm	= +/- 1.0mm
1001mm - 2500mm	= +/- 1.6mm
2501mm - 5000mm	= +/- 2.0mm
5001mm - 10000mm	= +/- 2.5mm

Unless stated otherwise

Rolling Tolerance to BS EN 10210

1st Angle Projection

DO NOT SCALE

ALL DIMENSIONS ARE TO BE CHECKED ON SITE BEFORE ANY DRAWINGS FOR MANUFACTURE OR THE SUBMISSION OF ANY WORKING DRAWINGS TO ANY AUTHORITY

FIGURED DIMENSIONS OR DIMENSIONS MAY TO BE ADHERED TO, AND CHECKED WITH

WHERE ITEMS ARE SHOWN AS ASSEMBLIES, THESE ITEMS MUST BE FULLY WELDED AND TO INCORPORATE ANY SUITABLE JOINTS TO ENSURE CONTINUITY

NONE OF THE WORK CONTENT SHOWN ON THIS DRAWING, NOR ANY CONTENT MAY BE COPIED, DISTRIBUTED, ADAPTED, SOLD, CONVEYED, DISTRIBUTED AND CLEARLY NOTED COPYRIGHT © 2008 BROXAP

THIS DRAWING IS COPYRIGHT AND NO PART OF IT MAY BE COPIED OR REPRODUCED IN ANY FORM WITHOUT THE CONSENT OF BROXAP LTD

broxap

Design and Head Office, Rowhurst Industrial Estate
Chesterton, Newcastle-under-Lyme, Staffordshire ST5 6BD

Tel (01782) 564411 Fax (01782) 564312

Project: RIDGE RANK, MANCHESTER - WHITWORTH STREET

Sheet title: PROPOSED SITE WORK AMENDMENTS

Dwg No	Scale	Date	ORD No
5003-SK1[A]	1:50 @ A3	17/03/08	5003-SK1
	Drawn: SJB	Chkd: >	