

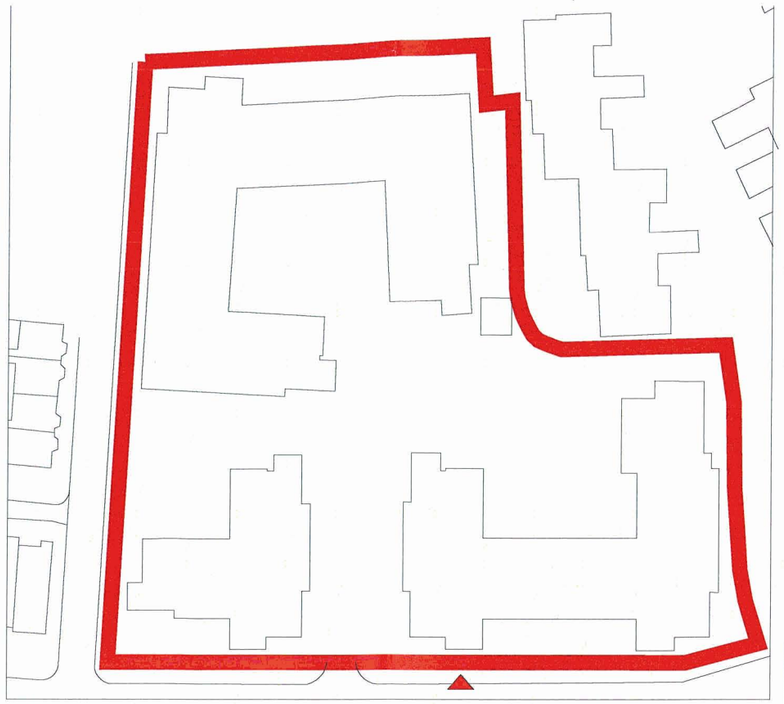

SCALE 1:1000

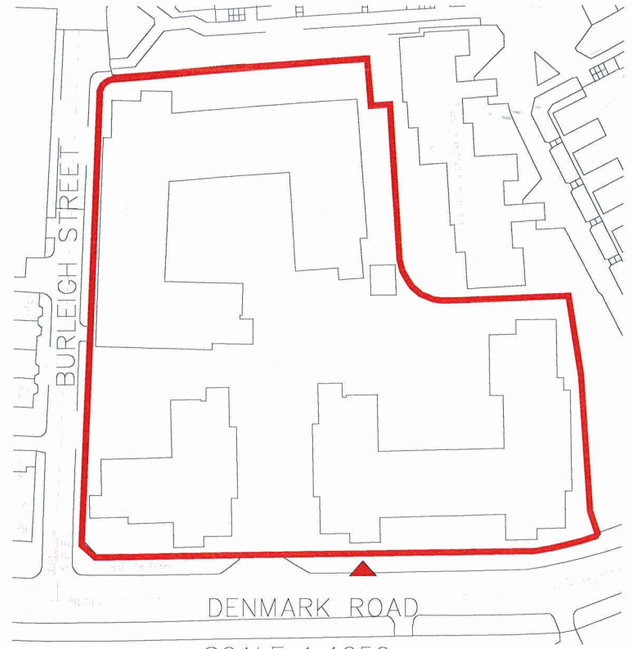

SCALE 1:1250

ADVERTISEMENT 1.



hodder+partners

I dio
1 K-I o Pl. -
M. - - M1 4LE

: +44 0 1•1 : •:4
-: m.ll@ odd- . dp. - . om
w: www. odd- . dp. - . om

DO NOT SCALE
Work to annotated dimensions only.
Read drawing in conjunction with relevant specification, Structural Engineers' and Services Engineers' drawings.
Confirm all dimensions before commencement of any work on site or fabrication.

revisions + notes:

REV. A 30.08.11 Ground floor height reduced to 3.6m (FtF), levels added.
REV. B 07.09.11 Door shown.
REV. C 14.09.11 Elevation updated to incorporate structure
REV. D 21.09.11 Window head detail amended from 4 to 6 bricks.
REV. E 03.10.11 Split level ground floor shown.
REV. F 25.11.11 Ground floor line updated.
REV. G 30.11.11 Ground floor window corrected.
REV. H 04.01.12 Window references added.

0 5m 10m

client: MARCUS WORTHINGTON & CO	**date:** AUGUST 2011
project: DUCIE COURT – BLOCK A	**scale:** 1:200 @ A3, 1:100 @ A1 — **drawn by:** NM
title: PROPOSED ELEVATION 01	**drawing number:** L(20)201
status: FOR INFORMATION	**job number:** 0498 — **revision:** H

hodder+partners