GENERAL NOTES

1. Dimensions must not be scaled from this drawing, If in doubt, please ask.
2. All dimensions are in millimetres unless noted otherwise.
3. All dimensions should be verified on site before proceeding with the work.
4. TADW Architects shall be notified in writing of any discrepancies.
5. Copyright to remain the property of TADW Architects in accordance with the Copyright, Designs and Patents Act 1988.

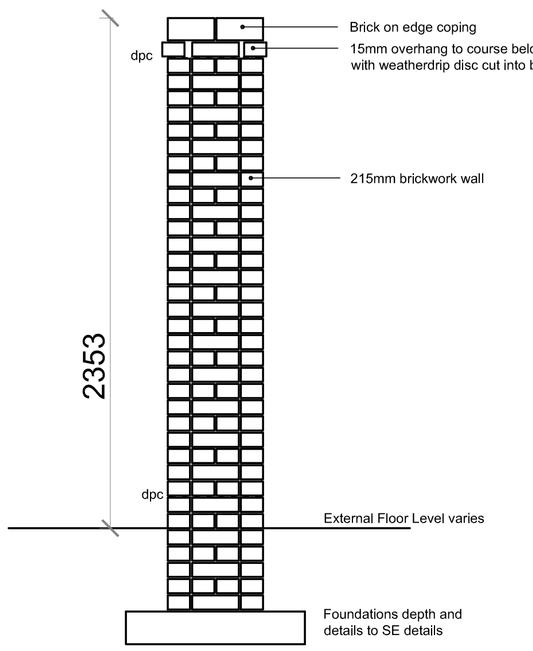

SECTION A - A
SCALE 1:20

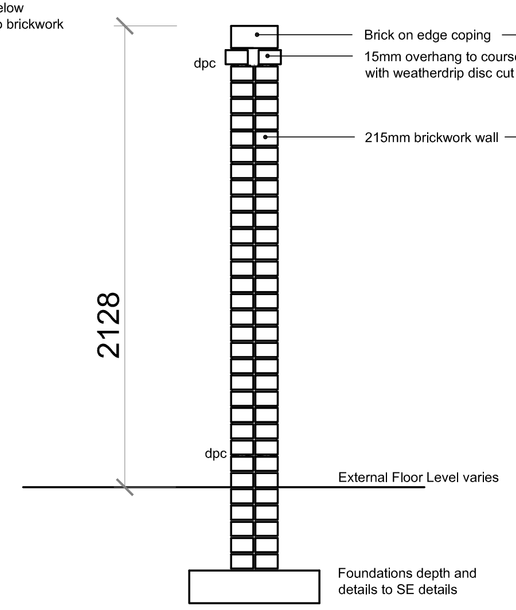

SECTION B - B
SCALE 1:20

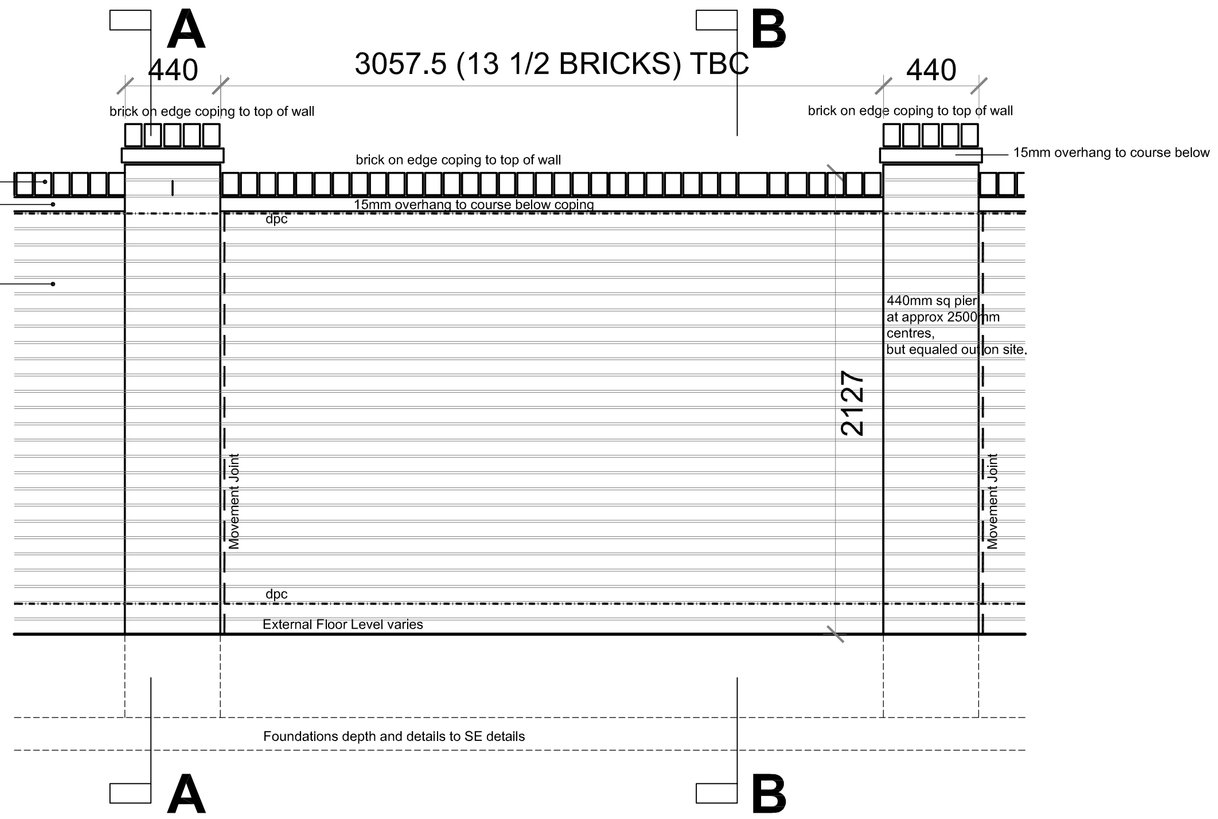

TYPICAL ELEVATION
SCALE 1:20

PLEASE NOTE THAT THE EXACT SETTING OUT TO BE CHECKED OUT OF SITE. MINIMUM HIGHT AT ANY POINT OF WALL TO BE 2100MM

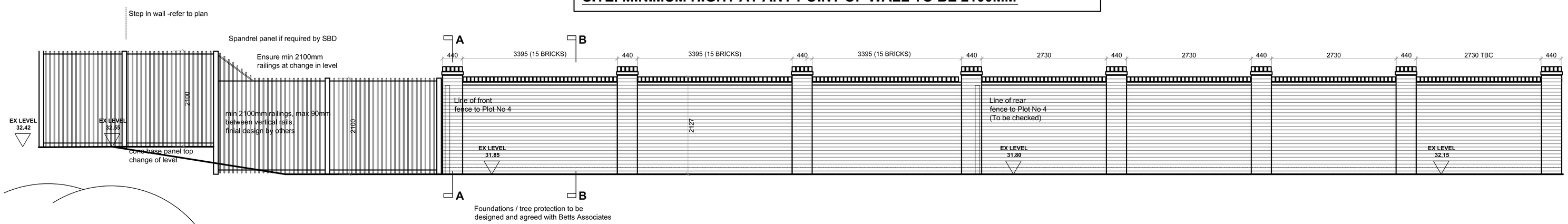

ELEVATION OF BOUNDARY WALL TO RECTORY
SCALE 1:50

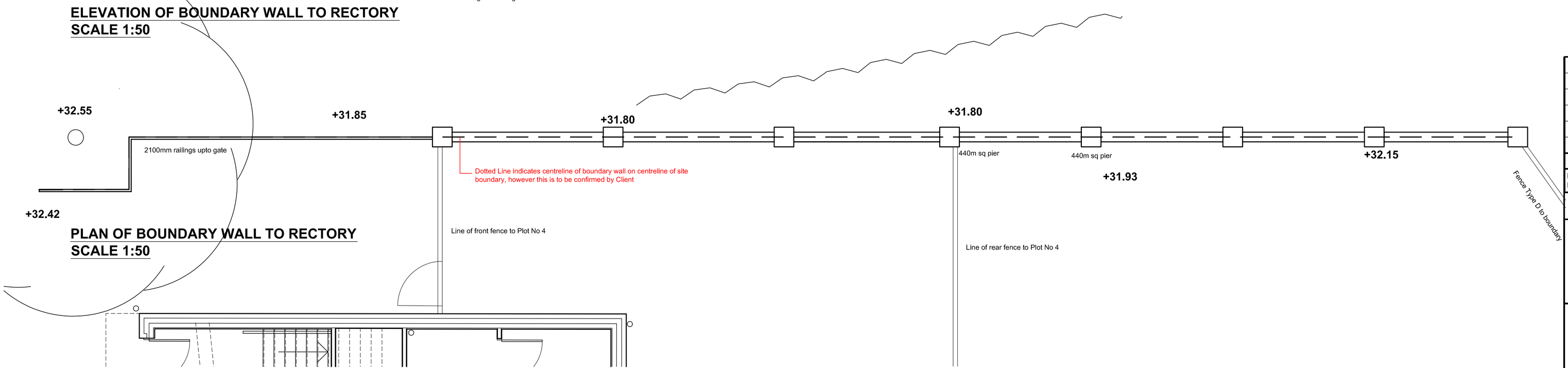

PLAN OF BOUNDARY WALL TO RECTORY
SCALE 1:50

ISSUE	DESCRIPTION	Date	Drawn	Checked
P2	RAILINGS INDICATED TO PART OF WALL AS REQUESTED BY SOUTHDALES	14.11.11	PLG	GN
P1	DRAWN FOR COMMENTS	19.10.11	PLG	GN

DRAWING STATUS
P - PLANNING, T - TENDER, C - CONSTRUCTION, R - AS RECORD

PRELIMINARY FOR COMMENT

TADW ARCHITECTS
6 St. Petersgate
Stockport
Cheshire
SK1 1HD
Tel: 0161 477 6158
Fax: 0161 480 8342
Email: mail@tadw.co.uk
www.tadw.co.uk

Client: SOUTHDALE FOR GREAT PLACES HOUSING GROUP

Job: HART ROAD, FALLOWFIELD, MANCHESTER

Title: **External Works Details**
Boundary Wall to Rectory

Scale: 1:20, 1:50 @ A1, 1:40, 1:100 @ A3

Job Number	Drawing Number	issue
80927	**133**	**P2**